



REPUBLIC OF THE PHILIPPINES  
**NATIONAL DISASTER RISK REDUCTION AND MANAGEMENT COUNCIL**

National Disaster Risk Reduction and Management Center, Camp Aguinaldo, Quezon City, Philippines

NATIONAL TASK FORCE  
**CORONAVIRUS DISEASE-2019**  
**SITUATIONAL REPORT NO. 308**

Issued on 1200H, 03 February 2021  
 Report Coverage: 02 February 2021

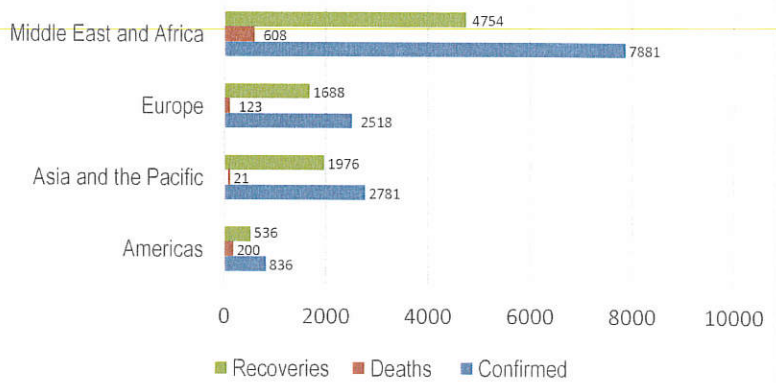
### GLOBAL SITUATION

**102 942 987**  
 Total Cases World Wide

**223**  
 Countries and Territories Affected

**2.2%**  
 Global Case Fatality Rate

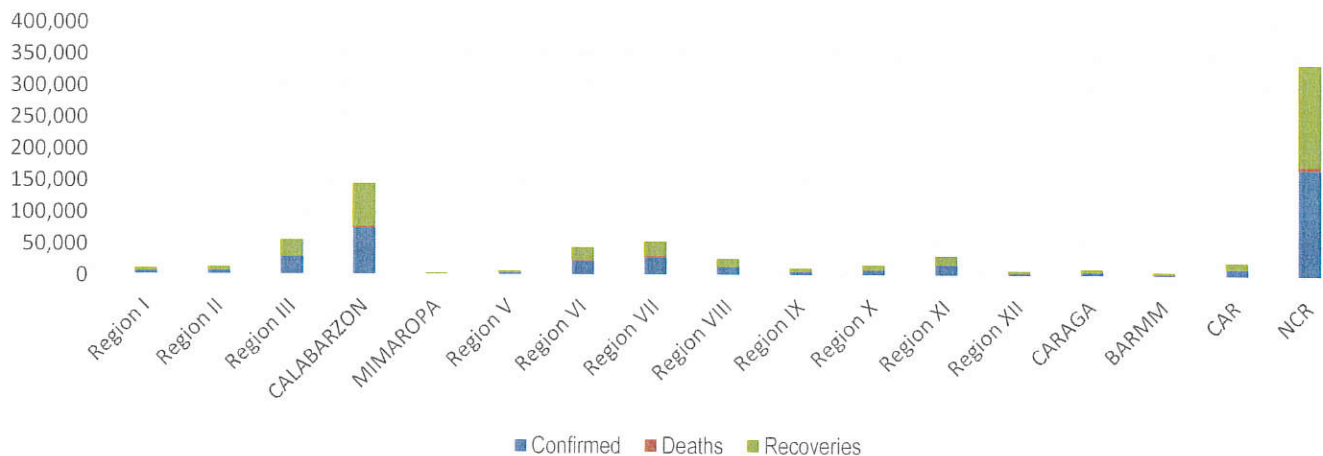
Status of Filipinos Overseas



### PHILIPPINE SITUATION

	TOTAL	NEW	REMARKS
TOTAL CASES	<b>530,118</b>	+1,266	
ACTIVE CASES	<b>31,455</b>	+1,405	
DEATHS	<b>10,942</b>	+68	<b>2.06%</b> Case Fatality Rate
RECOVERIES	<b>487,721</b>	+130	<b>92.0%</b> Case Recovery Rate

Summary of Cases per Region

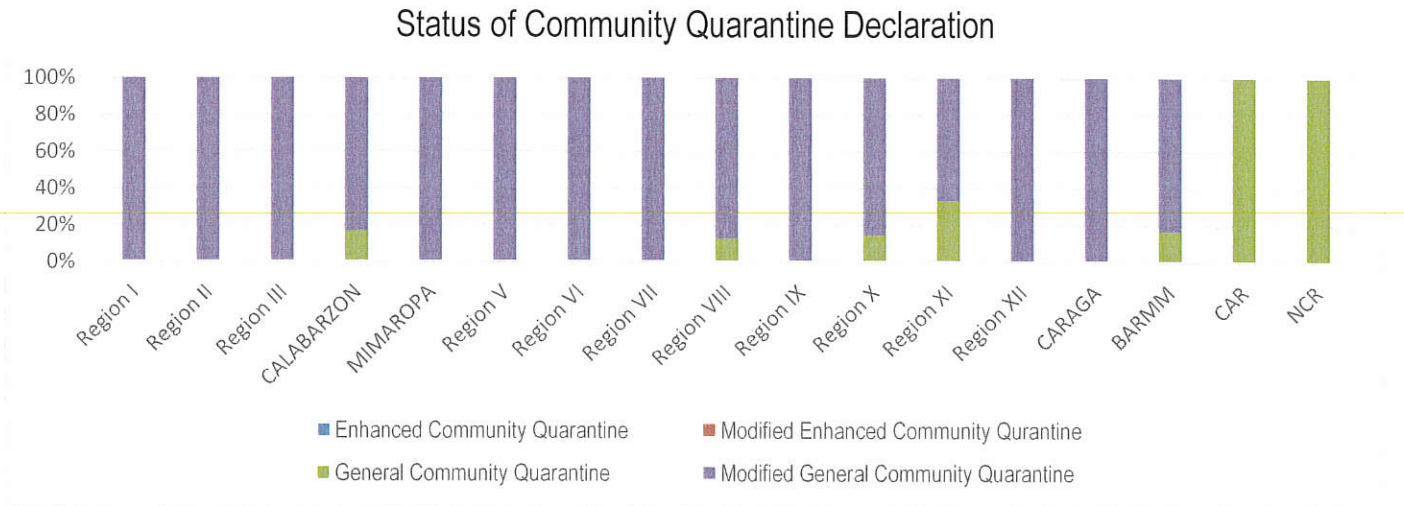


# P-D-I-T-R STRATEGY

With reference to the National Action Plan (NAP) for COVID-19, the National Task Force is intensifying efforts to PREVENT the spread of the COVID-19, TEST individuals and communities, ISOLATE those that are identified to be confirmed cases, TREAT and provide with appropriate health care, and REINTEGRATE them back to the community.

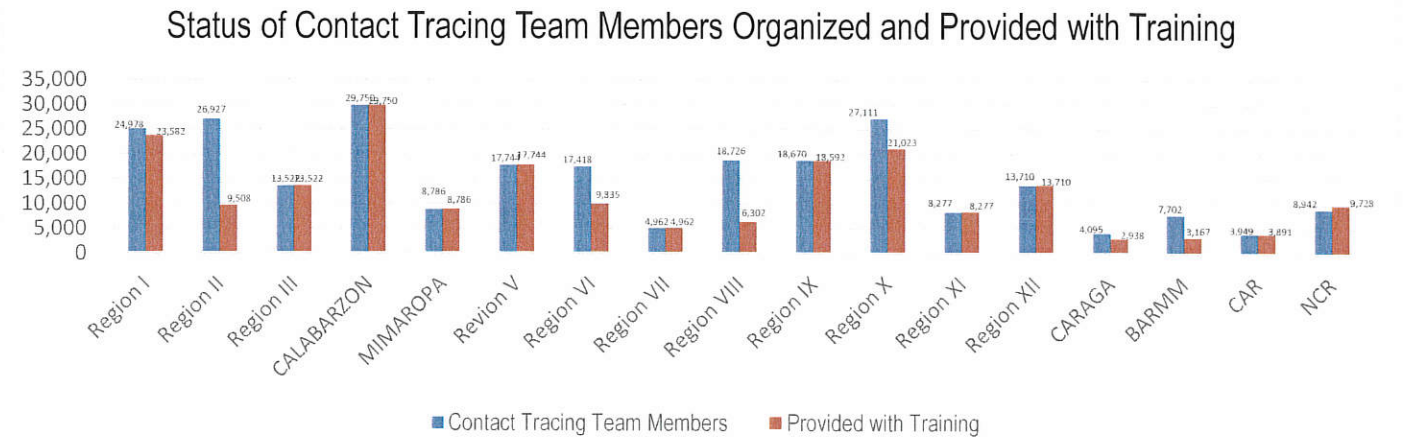
## PREVENT

PREVENT enables to change mindsets and behaviors to advocate for a shared responsibility in ensuring compliance to minimum public health standards and protocols and address stigma and division in the communities, workplaces, schools. To implement the PREVENT strategy, community quarantine declarations are made in various localities, enforcing stricter regulations and disease preventive measures particular for areas with high cases. Status of community quarantine declarations is summarized as follows:



## DETECT

DETECT entails active screening of those presenting with signs and symptoms of COVID-19 in the community as well as other disease surveillance activities. For this purpose, contact tracing teams have been organized and provided with appropriate training. Summary is as follows:



The overall results of contact tracing are summarized as follows:

# 1:6

Case: Close Contacts Ratio

# 99.52%

Contact Tracing Done for All Close  
Contacts of Confirmed Cases

# 2,202,150

Contacts Profiled

Also, part of DETECT strategy is the enhancement of the COVID-19 testing capacities of the country. For this purpose, testing laboratories are setup and provided with appropriate licensing. The summary is as follows:

<h1>215</h1>	<h1>47</h1>
Licensed RT-PCR and GeneXpert Laboratories	Laboratories with Ongoing Licensing Applications

The overall testing results is summarized as follows:

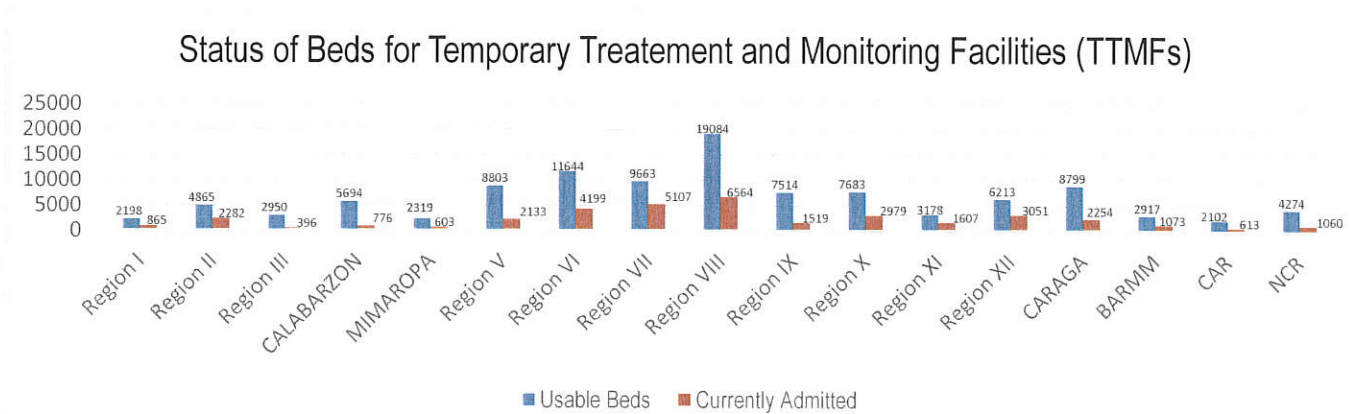
	TOTAL	NEW
TESTS CONDUCTED	<b>7,920,606</b>	+34,152
UNIQUE INDIVIDUALS TESTED	<b>7,468,209</b>	+31,616
POSITIVITY RATE	<b>7.98%</b>	
BACKLOGS	<b>27</b>	

To aid in the testing efforts, Mega Swabbing Sites have been established. The outputs of the Mega Swabbing Sites are as follows:

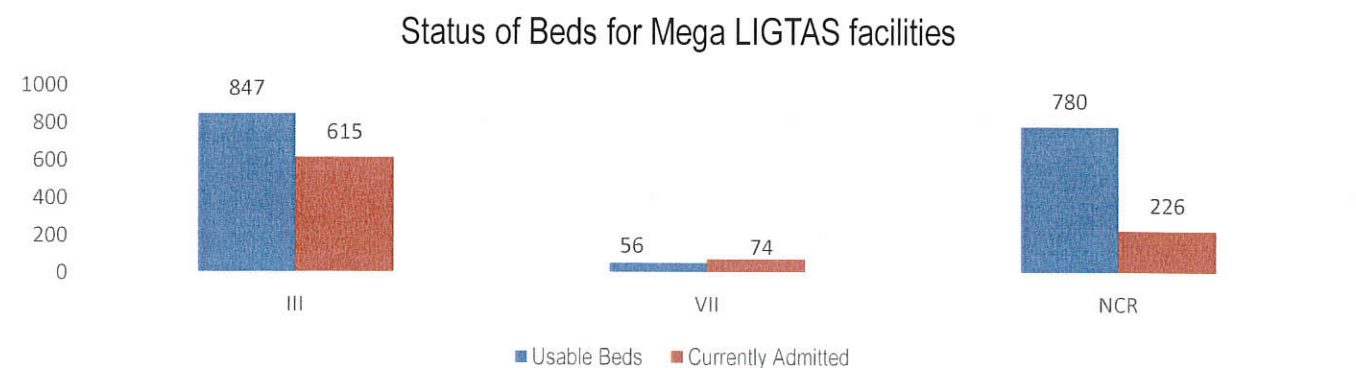
	TOTAL	NEW
ACT MOBILE TEAM	<b>182,263</b>	+851
MOA ARENA	<b>180,604</b>	+973
ENDERUN TENT	<b>160,886</b>	+390
PHILIPPINE SPORTS ARENA	<b>236,899</b>	+1,910

## ISOLATE

Isolate involves implementation of measures to separate those identified as exposed and confirmed cases and provide medical interventions to further prevent the spread of the disease. This strategy involves setting up of Temporary Treatment and Monitoring Facilities (TTMFs). The summary of TTMFs established is as follows:



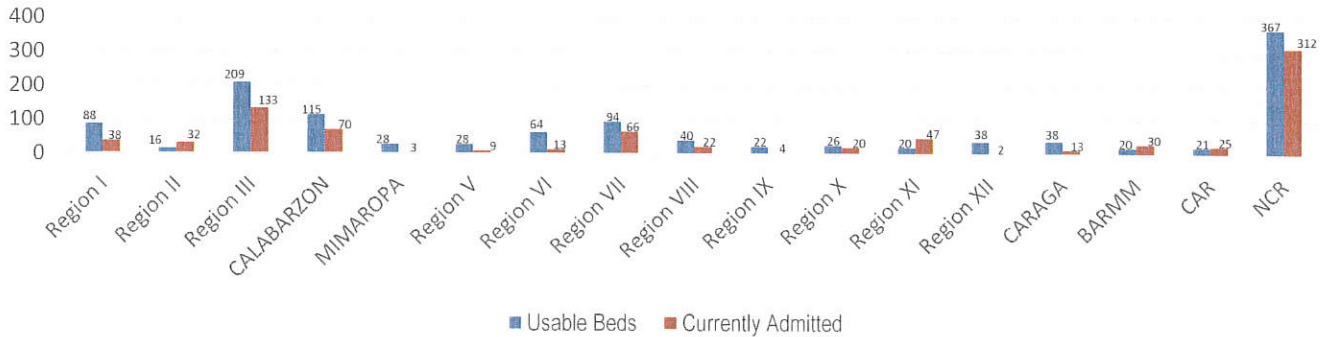
Aside from the TTMFs, Mega LIGTAS facilities have also been established. The summary of occupancies for the Mega LIGTAS facilities is as follows:



# TREAT

For the TREAT strategy, One Hospital Command has been established to facilitate centralized referral system. Further, wards, isolation and intensive care units are in operation to provide treatment services for COVID-19 positives. The occupancy rate for all beds dedicated to COVID-19 (Ward, Isolation, Intensive Care) among reporting hospitals is summarized as follows.

Status of Beds for COVID-19 Hospitals



## PROCUREMENT AND DONATIONS

In terms of resources, the following is the summary of total domestic donations, international donations received by the Philippine government as well as the total procured personal protective equipment (PPE) distributed.

**7,562**

Total Domestic Donations

**656**

Total International Donations

**5,570,509**

Total Procured PPEs Distributed

## MANAGEMENT OF RETURNING OVERSEAS FILIPINOS

Returning Overseas Filipinos are provided with assistance by facilitating their arrival from different points of origin abroad until their return to their respective homes, and attend to their medical and social needs, in order to give them comfort, ensure their safety, and prevent the spread of COVID-19. The following is the summary of ROFs

**812,774**

Total ROFs Arrivals

**483,731**

Total Hatid Probinsya Services Provided

For the Chairperson, NDRRMC:

**UNDERSECRETARY RICARDO B JALAD**  
Executive Director, NDRRMC and  
Administrator, OCD

**REFERENCES:** Reports from:  
World Health Organization  
Office of Civil Defense  
Department of Health  
Department of the Interior and Local Government  
Department of Public Works and Highways  
Department of Foreign Affairs

**ANNEXES:**  
Community Quarantine Declaration per Region  
Breakdown of Returning Overseas Filipinos

**NOTE:**  
Other reports are available upon request

**Community Quarantine Declaration per LGU**  
As of **02 February 2021**

<b>PROVINCE/ CHARTERED CITY / MUNICIPALITY</b>	<b>COMMUNITY QUARANTINE DECLARATION (ECQ, MECQ, GCQ, MGCQ)</b>	<b>EFFECTIVITY DATE</b>
<b>NCR</b>		
<i>Caloocan</i>	GCQ	01-28 February 2021
<i>Malabon</i>	GCQ	01-28 February 2021
<i>Navotas</i>	GCQ	01-28 February 2021
<i>Valenzuela</i>	GCQ	01-28 February 2021
<i>Pasig</i>	GCQ	01-28 February 2021
<i>Pateros</i>	GCQ	01-28 February 2021
<i>Marikina</i>	GCQ	01-28 February 2021
<i>Taguig</i>	GCQ	01-28 February 2021
<i>Quezon City</i>	GCQ	01-28 February 2021
<i>Manila</i>	GCQ	01-28 February 2021
<i>Makati</i>	GCQ	01-28 February 2021
<i>Mandaluyong</i>	GCQ	01-28 February 2021
<i>San Juan</i>	GCQ	01-28 February 2021
<i>Muntinlupa</i>	GCQ	01-28 February 2021
<i>Paranaque</i>	GCQ	01-28 February 2021
<i>Las Pinas</i>	GCQ	01-28 February 2021
<i>Pasay</i>	GCQ	01-28 February 2021
<b>CAR</b>		
<b>Abra</b>	GCQ	01-28 February 2021
<b>Apayao</b>	GCQ	01-28 February 2021
<b>Benguet</b>	GCQ	01-28 February 2021
<b>Ifugao</b>	GCQ	01-28 February 2021
<b>Kalinga</b>	GCQ	01-28 February 2021
<b>Mt. Province</b>	GCQ	01-28 February 2021
<i>Baguio City</i>	GCQ	01-28 February 2021
<b>Region I</b>		
<b>La Union</b>	MGCQ	01-28 February 2021
<b>Pangasinan</b>	MGCQ	01-28 February 2021
<b>Iloco Sur</b>	MGCQ	01-28 February 2021
<b>Ilocos Norte</b>	MGCQ	01-28 February 2021
<i>Dagupan City</i>	MGCQ	01-28 February 2021
<b>Region II</b>		
<b>Batanes</b>	MGCQ	01-28 February 2021
<b>Cagayan</b>	MGCQ	01-28 February 2021
<b>Isabela</b>	MGCQ	01-28 February 2021
<i>Santiago City</i>	MGCQ	01-28 February 2021
<b>Quirino</b>	MGCQ	01-28 February 2021
<b>Nueva Vizcaya</b>	MGCQ	01-28 February 2021
<b>Region III</b>		
<b>Aurora</b>	MGCQ	01-28 February 2021
<b>Bataan</b>	MGCQ	01-28 February 2021
<b>Bulacan</b>	MGCQ	01-28 February 2021
<b>Nueva Ecija</b>	MGCQ	01-28 February 2021

<b>Pampanga</b>	MGCQ	01-28 February 2021
<b>Tarlac</b>	MGCQ	01-28 February 2021
<b>Zambales</b>	MGCQ	01-28 February 2021
<i>Angeles City</i>	MGCQ	01-28 February 2021
<i>Olongapo City</i>	MGCQ	01-28 February 2021
<b>CALABARZON</b>		
<b>Cavite</b>	MGCQ	01-28 February 2021
<b>Laguna</b>	MGCQ	01-28 February 2021
<b>Batangas</b>	GCQ	01-28 February 2021
<b>Rizal</b>	MGCQ	01-28 February 2021
<b>Quezon</b>	MGCQ	01-28 February 2021
<i>Lucena City</i>	MGCQ	01-28 February 2021
<b>MIMAROPA</b>		
<b>Oriental Mindoro</b>	MGCQ	01-28 February 2021
<b>Occidental Mindoro</b>	MGCQ	01-28 February 2021
<b>Marinduque</b>	MGCQ	01-28 February 2021
<b>Romblon</b>	MGCQ	01-28 February 2021
<b>Palawan</b>	MGCQ	01-28 February 2021
<i>Puerto Princesa City</i>	MGCQ	01-28 February 2021
<b>Region V</b>		
<b>Albay</b>	MGCQ	01-28 February 2021
<b>Camarines Norte</b>	MGCQ	01-28 February 2021
<b>Camarines Sur</b>	MGCQ	01-28 February 2021
<i>Naga City</i>	MGCQ	01-28 February 2021
<b>Catanduanes</b>	MGCQ	01-28 February 2021
<b>Masbate</b>	MGCQ	01-28 February 2021
<b>Sosorgon</b>	MGCQ	01-28 February 2021
<b>Region VI</b>		
<b>Aklan</b>	MGCQ	01-28 February 2021
<b>Antique</b>	MGCQ	01-28 February 2021
<b>Capiz</b>	MGCQ	01-28 February 2021
<b>Guimaras</b>	MGCQ	01-28 February 2021
<b>Iloilo</b>	MGCQ	01-28 February 2021
<i>Iloilo City</i>	MGCQ	01-28 February 2021
<b>Negros Occidental</b>	MGCQ	01-28 February 2021
<i>Bacolod City</i>	MGCQ	01-28 February 2021
<b>Region VII</b>		
<b>Bohol</b>	MGCQ	01-28 February 2021
<b>Cebu</b>	MGCQ	01-28 February 2021
<i>Cebu City</i>	MGCQ	01-28 February 2021
<i>Lapulapu City</i>	MGCQ	01-28 February 2021
<i>Mandaue City</i>	MGCQ	01-28 February 2021
<b>Negros Oriental</b>	MGCQ	01-28 February 2021
<b>Siquijor</b>	MGCQ	01-28 February 2021
<b>Region VIII</b>		
<b>Leyte</b>	MGCQ	01-28 February 2021
<i>Tacloban City</i>	GCQ	01-28 February 2021
<b>Southern Leyte</b>	MGCQ	01-28 February 2021
<b>Biliran</b>	MGCQ	01-28 February 2021
<b>Samar</b>	MGCQ	01-28 February 2021
<b>Eastern Samar</b>	MGCQ	01-28 February 2021
<b>Northern Samar</b>	MGCQ	01-28 February 2021

<i>Ormoc City</i>	MGCQ	01-28 February 2021
<b>Region IX</b>		
<b>Zamboanga Del Norte</b>	MGCQ	01-28 February 2021
<b>Zamboanga Del Sur</b>	MGCQ	01-28 February 2021
<b>Zamboanga Sibugay</b>	MGCQ	01-28 February 2021
<i>Zamboanga City</i>	MGCQ	01-28 February 2021
<b>Region X</b>		
<b>Bukidnon</b>	MGCQ	01-28 February 2021
<b>Camiguin</b>	MGCQ	01-28 February 2021
<b>Lanao del Norte</b>	MGCQ	01-28 February 2021
<i>Iligan City</i>	GCQ	01-28 February 2021
<b>Misamis Occidental</b>	MGCQ	01-28 February 2021
<b>Misamis Oriental</b>	MGCQ	01-28 February 2021
<i>Cagayan de Oro City</i>	MGCQ	01-28 February 2021
<b>Region XI</b>		
<b>Davao del Norte</b>	GCQ	01-28 February 2021
<b>Davao del Sur</b>	MGCQ	01-28 February 2021
<i>Davao City</i>	GCQ	01-28 February 2021
<b>Davao de Oro</b>	MGCQ	01-28 February 2021
<b>Davao Occidental</b>	MGCQ	01-28 February 2021
<b>Davao Oriental</b>	MGCQ	01-28 February 2021
<b>Region XII</b>		
<b>North Cotabato</b>	MGCQ	01-28 February 2021
<b>Sarangani</b>	MGCQ	01-28 February 2021
<b>South Cotabato</b>	MGCQ	01-28 February 2021
<b>Sultan Kudarat</b>	MGCQ	01-28 February 2021
<i>General Santos City</i>	MGCQ	01-28 February 2021
<b>CARAGA</b>		
<b>Agusan del Norte</b>	MGCQ	01-28 February 2021
<i>Butuan City</i>	MGCQ	01-28 February 2021
<b>Agusan del Sur</b>	MGCQ	01-28 February 2021
<b>Surigao del Norte</b>	MGCQ	01-28 February 2021
<b>Surigao del Sur</b>	MGCQ	01-28 February 2021
<b>Dinagat Islands</b>	MGCQ	01-28 February 2021
<b>BARMM</b>		
<b>Maguindanao</b>	MGCQ	01-28 February 2021
<i>Cotabato City</i>	MGCQ	01-28 February 2021
<b>Lanao del Sur</b>	GCQ	01-28 February 2021
<b>Basilan</b>	MGCQ	01-28 February 2021
<b>Sulu</b>	MGCQ	01-28 February 2021
<b>Tawi-Tawi</b>	MGCQ	01-28 February 2021

Sources: Memo from the Executive Secretary on Community Quarantine Classification dated 29 January 2021



## Task Group on Management of Returning Overseas Filipinos

Summary Report  
February 2, 2021

**TOTAL ARRIVAL OF ROFs:**  
**812,774**



LAND-BASED

383,663



SEA-BASED

281,210



NON-OFWs

145,261

DECEASED OFs

2,640

**HATID PROBINSYA**

TOTAL ASSISTED ROFs: 483,731

**AIR**

224,062

**SEA**

74,179

**LAND**

185,490

TOTAL of ROFs  
TESTED THRU RT-PCR

810,134

ASSISTANCES  
TOTAL of ROFs WERE PROVIDED

708,122

**HEALTH STATUS of ROFs**



QUARANTINE  
FACILITY

20



CONFIRMED  
POSITIVE

13,154



ADMITTED

395



RECOVERED

12,741



DEATHS

8



RED FLAGGED  
COUNTRIES

35





Republic of the Philippines  
 INTER-AGENCY TASK FORCE  
 FOR THE MANAGEMENT OF EMERGING INFECTIOUS DISEASE  
 NATIONAL TASK FORCE COVID19



Task Group on Management of Returning Overseas Filipinos

TG-MROF Daily Operational Report as of 2 February 2021

ARRIVALS

ROFs	AIRPORTS											GRAND TOTAL ARRIVAL OF ROFs	
	NAIA <sup>[1]</sup>						CLARK INTL. AIRPORT <sup>[1]</sup>		MACTAN-CEBU INTL. AIRPORT <sup>[1]</sup>				
	T1 (23 Apr 2020-31 Jan 2021)		T2 (23 Apr 2020-31 Jan 2021)		T3 (08 July 2020-31 Jan 2021)		(05 June 2020-31 Jan 2021)		(28 June 2020-31 Jan 2021)				
	Now	Cumulative	Now	Cumulative	Now	Cumulative	Now	Cumulative	Now	Cumulative	Now		
<b>SUBTOTAL</b>	<b>315</b>	<b>193,297</b>	<b>746</b>	<b>270,090</b>	<b>547</b>	<b>186,044</b>	-	<b>67,026</b>	<b>1,963</b>	<b>42,925</b>	<b>3,663</b>	<b>812,774</b>	
OFWs	293	185,102	627	202,946	421	153,255	0	60,758	271	32,060	1,704	664,873	
Land-Based	235	107,299	621	145,320	247	85,348	-	35,036	53	10,660	1,156	383,663	
Sea-Based	58	57,803	6	57,626	174	67,907	-	25,722	218	21,400	548	281,210	
NON-OFWs	22	28,195	119	67,144	126	32,789	-	6,268	1,692	10,865	1,959	145,261	
Deceased OFs <sup>[3]</sup>			-	2,640							-	2,640	

ROFs	SEAPORTS											
	MANILA <sup>[2]</sup>		CEBU <sup>[2]</sup>		SUBIC <sup>[2]</sup>		BATAAN <sup>[2]</sup>		TAWI-TAWI / ZAMBOANGA <sup>[2]</sup>		DAVAO <sup>[2]</sup>	
	Now	Cumulative	Now	Cumulative	Now	Cumulative	Now	Cumulative	Now	Cumulative	Now	Cumulative
<b>SUBTOTAL</b>	<b>92</b>	<b>47,504</b>	-	<b>119</b>	-	<b>438</b>	-	<b>697</b>	-	<b>1986</b>	-	<b>8</b>
OFWs	92	47,504	-	119	-	438	-	697	-	1986	-	8
Sea-Based	92	47,504	-	119	-	438	-	697	-	1986	-	8

Sources: 1) OSS Report as of 31 January 2021, 2) BOQ Report No. 257 as of 1 February 2021, and 3) BOQ Report No. 200 re Deceased OFs as of 1 February 2021

TESTING

ROFs	AIRPORTS											GRAND TOTAL OF TESTED ROFs	
	NAIA <sup>[1]</sup>						CLARK INTL. AIRPORT <sup>[1]</sup>		MACTAN-CEBU INTL. AIRPORT <sup>[1]</sup>				
	Terminal 1		Terminal 2		Terminal 3								
	Now	Cumulative	Now	Cumulative	Now	Cumulative	Now	Cumulative	Now	Cumulative	Now		
<b>SUBTOTAL</b>	<b>315</b>	<b>193,297</b>	<b>746</b>	<b>270,090</b>	<b>547</b>	<b>186,044</b>	-	<b>67,026</b>	<b>1,963</b>	<b>42,925</b>	<b>3,663</b>	<b>810,134</b>	
<b>RT-PCR (Viral Test)</b>													
Conducted by PCG	291	170,310	626	210,044	458	161,860	-	67,026	-	42,925	1,467	700,923	
Arranged by LMA	-	2,256	-	2,011	-	-	-	-	-	-	0	4,267	
Arranged by Marikina LGU	-	20	-	27	-	44	-	-	-	-	0	91	
Arranged by Pampanga LGU	2	907	4	1,747	2	592	-	-	-	-	8	3,246	
Conducted by PAGSS / PADL	22	19,804	-	-	87	23,548	-	-	-	-	109	43,352	
Conducted by PAL / Detoxicare	-	-	118	56,261	-	-	-	-	-	-	118	56,261	

ROFs	SEAPORTS											
	MANILA <sup>[2]</sup>		CEBU <sup>[2]</sup>		SUBIC <sup>[2]</sup>		BATAAN <sup>[2]</sup>		TAWI-TAWI / ZAMBOANGA <sup>[2]</sup>		DAVAO <sup>[2]</sup>	
	Now	Cumulative	Now	Cumulative	Now	Cumulative	Now	Cumulative	Now	Cumulative	Now	Cumulative
<b>SUBTOTAL</b>	<b>92</b>	<b>47,504</b>	-	<b>119</b>	-	<b>438</b>	-	<b>697</b>	-	<b>1986</b>	<b>0</b>	<b>8</b>
<b>RT-PCR (Viral Test)</b>												
Conducted by PCG	92	47,504	-	119	-	438	-	697	-	1986	0	8

Sources: 1) BOQ report No. 257 as of 1 February 2021 and 2) BOQ Report No. 257 as of 1 February 2021  
 Note: Figures from previous reports may differ due to data verification process

QUARANTINE

ROFs in TREATMENT AND MONITORING FACILITIES									ROFs in ACCOMMODATION ESTABLISHMENTS (AEs)	
No. of QFs	Confirmed Positive		Admitted		Recovered		Deaths		No. of AEs	NON-OFWs
	Now	Cumulative	Now	Total	Now	Cumulative	Now	Cumulative		
20	21	13,154	10	395	15	12,741	-	8	2	243

Sources: 1) BOQ report No. 257 as of 1 February 2021 Note: (Location Bilangang Canyon Woods and Chateau Royale)  
 Note: Figures from previous reports may differ due to data verification process



Republic of the Philippines  
 INTER-AGENCY TASK FORCE  
 FOR THE MANAGEMENT OF EMERGING INFECTIOUS DISEASE  
 NATIONAL TASK FORCE COVID-19



**Task Group on Management of Returning Overseas Filipinos**

**TG-MROF Daily Report as of 2 February 2021**

**Balik Probinsya**

ROFs Assisted thru their destination	Mode of Transportation			GRAND TOTAL
	Air (NAIA T2)	Land (PITX)[1]	Sea (N. HARBOR)[2]	
	Cumulative	Cumulative	Cumulative	
	<b>224,062</b>	<b>185,490</b>	<b>74,179</b>	<b>483,731</b>
Iloilo (ILO)	45,116			
Mactan-Cebu (CEB)	27,835			
Laguindingan (CGY)	28,749			
Davao (DVO)	28,459			
Bacolod-Silay (BCD)	18,742			
General Santos (GES)	22,070			
Tacloban (TAC)	14,837			
Bohol-Panglao (TAC)	10,233			
Zamboanga (ZAM)	12,067			
Butuan (BXU)	8,880			
Dumaguete (DGT)	5,070			
Puerto Princesa (PPS)	2,000			
Legazpi (LGP)	88			

Source: 1) OSS Report as of 30 January 2021; 2) DOTR-PCG Report as of 29 January 2021 and 3) PITX Report (Usain Na Program) as of 1 February 2021  
 Note: Figures from previous reports may differ due data verification process

**ASSISTANCE**

KINDS	OFWs
<b>Hatid - Sundo</b> <i>(Free transportation from ports to hotel and vice-versa)</i>	269,495
<b>OFW Kalinga</b> <i>(Free food and accommodation to stranded OFW returnees)</i>	412,037
<b>Tulong Marino</b> <i>(Free food packs for locally stranded seafarers)</i>	7,123
<b>Assistance to stranded OFWs in the Regions</b> <i>(Provided with food, accommodation and transportation)</i>	19,467

Source: OAWA Monitoring Reports as of 28 January 2021

**Remains of DECEASED OFs**

COUNTRY OF REGION			CAUSE OF DEATH	
COUNTRY	NOW	CUMULATIVE		CUMULATIVE
<b>TOTAL</b>	<b>0</b>	<b>2,640</b>		<b>2,640</b>
Saudi Arabia	0	798	COVID-19	349
USA	0	285	NON-COVID-19	2,291
United Arab Emirates	0	142		
Qatar	0	67		
Kuwait	0	51		
Others	0	1,297		

Source: BOQ Report No. 200 re Deceased OFs as of 1 February 2021  
 Note: Figures from previous reports may differ due data verification process

**Returning Filipinos from SABAH**

Total No of Filipinos From Sabah from Sabah for Transfer (per letter from Sabah dated 09 June 2020)	Total No of Filipinos from Sabah Transferred (as of 01 September 2020)	Remaining No of Filipinos in Sabah for Transfer (as of 01 September)
<b>5,300</b>	<b>1,963</b>	<b>3,337</b>

BATCH	DATE OF TRANSFER	TOTAL NO. OF RETURNEES
First Batch	July 03, 2020	394
Second Batch	July 28, 2020	390
Third Batch	August 12, 2020	400
Fourth Batch	August 27, 2020	379
Fifth Batch	September 23, 2020	400
	<b>Total</b>	<b>1,963</b>

Source: TG-MROF Secretariat as of 30 September 2020 (5th batch of REFs arrived on 24 September 2020)  
 Note: Figures from previous reports may differ due data verification process

**Red Flagged Countries**

Country	Period	Country	Period
Australia	Dec. 29, 2020- Jan 31, 2021	Pakistan	Dec. 29, 2020- Jan. 31, 2021
Canada		Jamaica	
Denmark		Luxembourg	
France		Oman	
Germany		PR China	
Hongkong		USA	
Iceland		Singapore	
Ireland		Brazil	
Israel		Finland	
Italy		India	
Japan	January 8-31, 2021	Jordan	January 10-31, 2021
Lebanon		Norway	
Netherlands		Portugal	
South Korea		Austria	
South Africa		UK	
Spain		Dec. 22, 2020-Jan. 31, 2021	
Sweden		UAE	
Switzerland		January 17-31, 2021	
		Hungary	

Source: Memo from the E.S., OP dated Jan 5, 8, 12 and 15 2021

Prepared by: MS. JAMELAH KAY L JOSE  
 Duty Staff

Reviewed by: MR. MARVIN T. MANZANO  
 Officer

Approved by: DIR. BERNARDO RAFAEL (TO R. ALEJANDRO IV, CESO IV)  
 Head

Republic of the Philippines  
Inter-Agency Task Force  
FOR THE MANAGEMENT OF EMERGENCY INFECTIOUS DISEASE  
NATIONAL TASK FORCE COVID-19

**Task Group on Management of Returning Overseas Filipinos**

**NARRATIVE REPORT  
2 February 2021**

---

ACTIONS TAKEN: Management of Returning Overseas Filipinos (MROF)

The Task Group on Management of Returning Overseas Filipinos (TG-MROF) was created by the National Incident Command-National Task Force COVID 19 to solely cater to the medical and social needs of Returning Overseas Filipinos (ROFs). The TG-MROF in coordination with various government agencies, private entities, and other task groups created to respond with the prevailing crisis, regional task units, and local government agencies that are task to facilitate the safe return of the ROFs back to their home provinces.

**Members:** DND, DOTr, DOLE, DILG, DFA, DOT, DSWD, DOH, OCD, OWWA, BOQ, CAAP, MARINA, PCG, PNP and AFP

**ARRIVALS:** As of 31 January 2021, a total of 812,774 Returning Overseas Filipinos (ROFs) arrived at the NAIA Terminals 1, 2, and 3, Clark International Airport, Mactan-Cebu International Airport, South Harbor, Subic, Bataan, and Zamboanga Port. Of which, 383,663 are land-based OFWs, 281,210 are sea-based OFWs and 145,261 are Non-OFWs.

A total of 2,640 deceased OFs had arrived in the country from 01 July – 1 February 2021. Of which, 349 died due to COVID-19.

**TESTING:** As of 31 January 2021, a total of 810,134 ROFs were tested thru RT-PCR.

**QUARANTINE:** As of 1 February 2021, a total of 13,154 ROFs were confirmed positive with COVID-19. Of which, 395 are admitted at 20 quarantine facilities, 12,741 were able to recover and 8 died.

As of 31 December 2020, a total of 243 Non-OFWs under quarantine in 2 Accommodation Establishments (AEs) in Batangas.

**DEPARTURES:** As of 30 January 2021, TG-MROF was able to assist 483,731 ROFs back to their home provinces. Of which, 185,490 were assisted by land, 224,062 by air, and 74,179 by sea.

**ASSISTANCE:** As of 28 January 2021, a total of 708,122 OFWs were assisted thru OWWA. Of which, 269,495 were assisted through the "Hatid-sundo" Program, 412,037 through the "OFW Kalinga" Program, 7,123 were assisted through the "Tulong Marino" Program and 19,467 assistances to stranded OFWs in the region.

**RETURNING FILIPINOS (REFs) from SABAH:** As of 23 September 2020, a total of 1,963 REFs from Sabah arrived in the country and were assisted to go back in their home provinces.

**TRAVEL BANNED COUNTRIES:** As of 15 January 2021, Philippines bans entry by foreign nationals from 35 countries due to concerns over COVID-19 variant.

Prepared by:

  
**MS. JAMELAH KAY L JOSE**  
Duty Staff

Reviewed by:

  
**MR MARVIN T. MANZANO**  
Officer

Approved by:

  
**DIR. BERNARDO RAFAELITO R. ALEJANDRO IV, CESO IV**  
Head