



REPUBLIC OF THE PHILIPPINES
NATIONAL DISASTER RISK REDUCTION AND MANAGEMENT COUNCIL

National Disaster Risk Reduction and Management Center, Camp Aguinaldo, Quezon City, Philippines

NATIONAL TASK FORCE
CORONAVIRUS DISEASE-2019
SITUATIONAL REPORT NO. 335

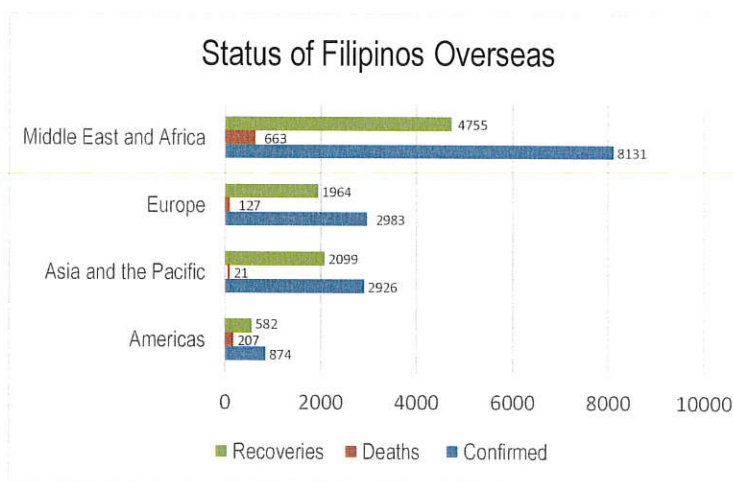
Issued on 1200H, 02 March 2021
 Report Coverage: 01 March 2021

GLOBAL SITUATION

113,820,168
 Total Cases World Wide

223
 Countries and Territories Affected

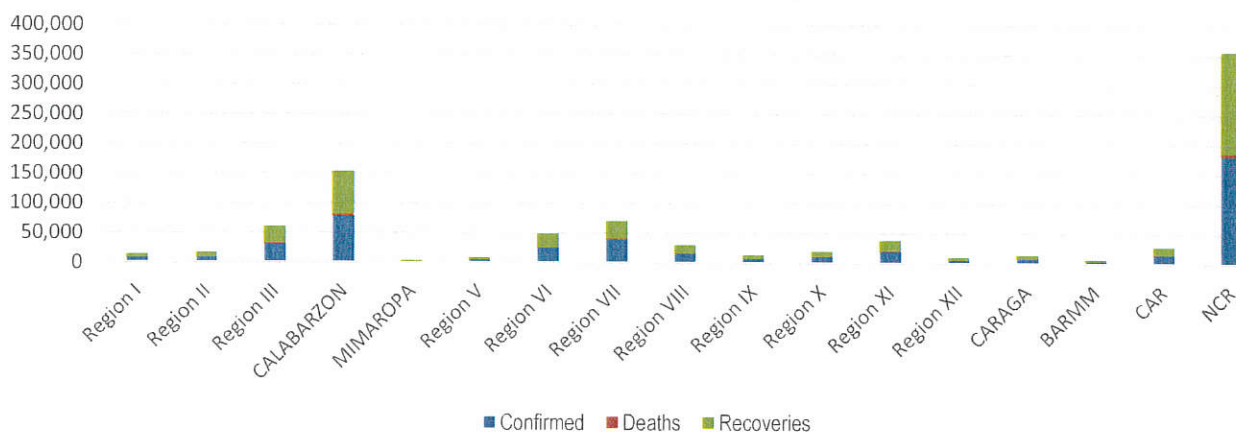
2.2%
 Global Case Fatality Rate



PHILIPPINE SITUATION

	TOTAL	NEW	REMARKS
TOTAL CASES	580,442	+2,067	
ACTIVE CASES	33,610	+1,410	
DEATHS	12,369	+47	2.13% Case Fatality Rate
RECOVERIES	534,463	+144	92.1% Case Recovery Rate

Summary of Cases per Region

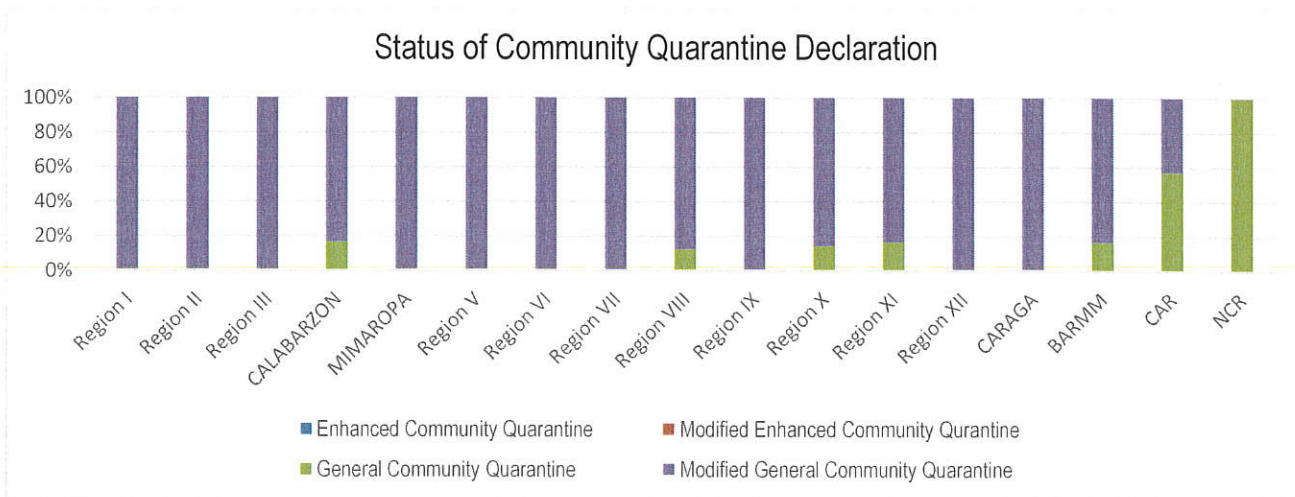


P-D-I-T-R STRATEGY

With reference to the National Action Plan (NAP) for COVID-19, the National Task Force is intensifying efforts to PREVENT the spread of the COVID-19, TEST individuals and communities, ISOLATE those that are identified to be confirmed cases, TREAT and provide with appropriate health care, and REINTEGRATE them back to the community.

PREVENT

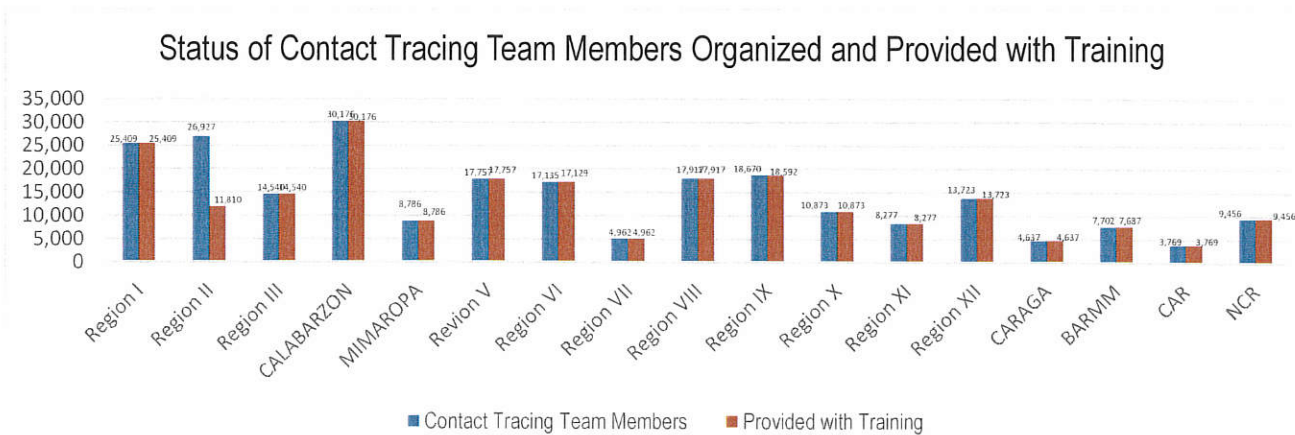
PREVENT enables to change mindsets and behaviors to advocate for a shared responsibility in ensuring compliance to minimum public health standards and protocols and address stigma and division in the communities, workplaces, schools. To implement the PREVENT strategy, community quarantine declarations are made in various localities, enforcing stricter regulations and disease preventive measures particular for areas with high cases. Status of community quarantine declarations is summarized as follows:



Source: Philippine News Agency

DETECT

DETECT entails active screening of those presenting with signs and symptoms of COVID-19 in the community as well as other disease surveillance activities. For this purpose, contact tracing teams have been organized and provided with appropriate training. Summary is as follows:



The overall results of contact tracing are summarized as follows:

1:6 Case: Close Contacts Ratio	99.53% Contact Tracing Done for All Close Contacts of Confirmed Cases	2,394,411 Contacts Profiled
--	--	---------------------------------------

Also, part of DETECT strategy is the enhancement of the COVID-19 testing capacities of the country. For this purpose, testing laboratories are setup and provided with appropriate licensing. The summary is as follows:

227	44
Licensed RT-PCR and GeneXpert Laboratories	Laboratories with Ongoing Licensing Applications

The overall testing results is summarized as follows:

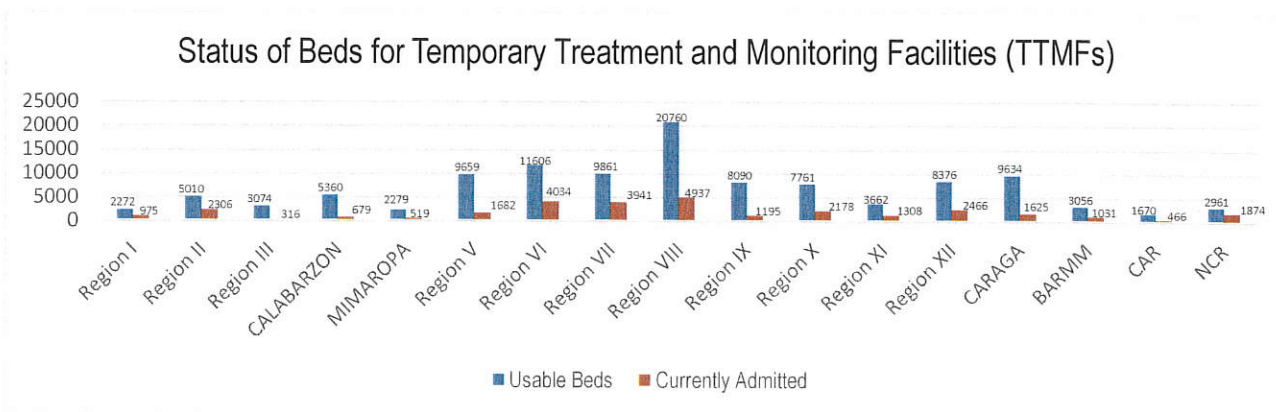
	TOTAL	NEW
TESTS CONDUCTED	8,840,496	+24,728
UNIQUE INDIVIDUALS TESTED	8,328,931	+23,153
POSITIVITY RATE	7.79%	
BACKLOGS	1	

To aid in the testing efforts, Mega Swabbing Sites have been established. The outputs of the Mega Swabbing Sites are as follows:

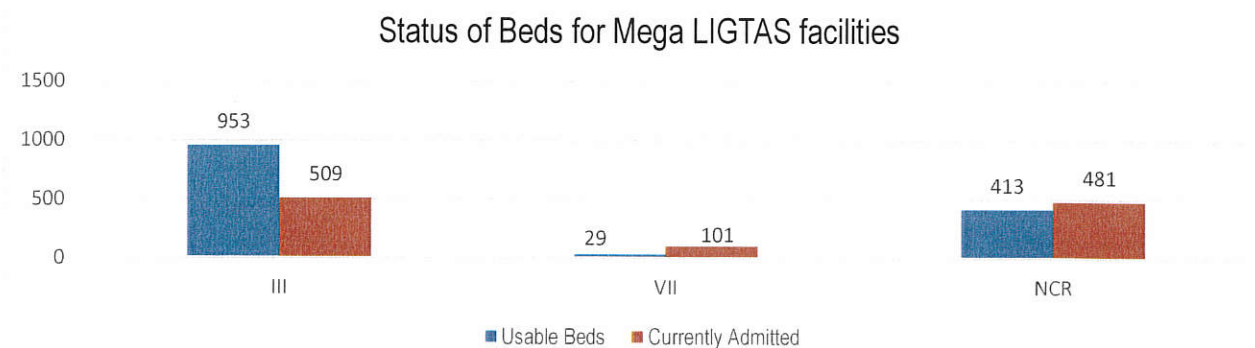
	TOTAL	NEW
ACT MOBILE TEAM	196,970	-
MOA ARENA	200,062	-
ENDERUN TENT	170,271	-
PHILIPPINE SPORTS ARENA	272,263	-

ISOLATE

Isolate involves implementation of measures to separate those identified as exposed and confirmed cases and provide medical interventions to further prevent the spread of the disease. This strategy involves setting up of Temporary Treatment and Monitoring Facilities (TTMFs). The summary of TTMFs established is as follows:

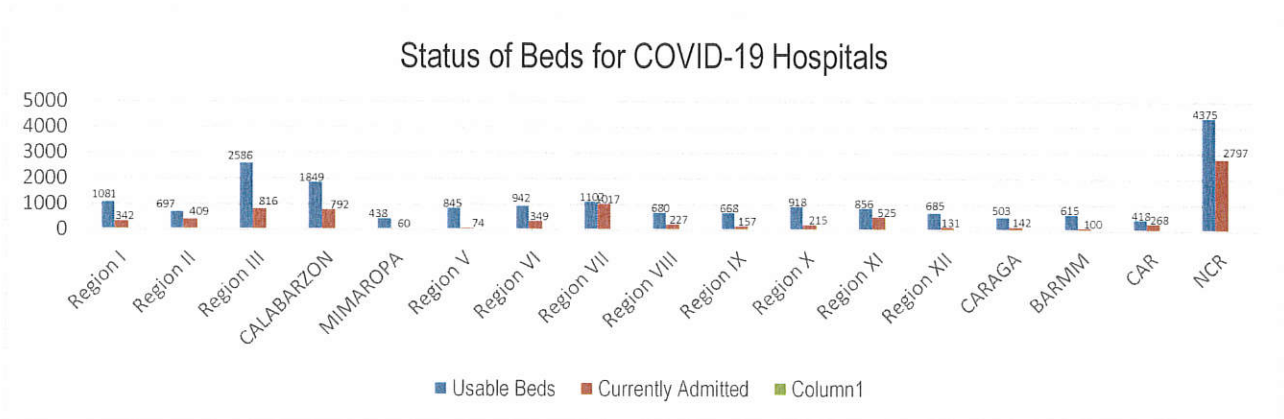


Aside from the TTMFs, Mega LIGTAS facilities have also been established. The summary of occupancies for the Mega LIGTAS facilities is as follows:



TREAT

For the TREAT strategy, One Hospital Command has been established to facilitate centralized referral system. Further, wards, isolation and intensive care units are in operation to provide treatment services for COVID-19 positives. The occupancy rate for all beds dedicated to COVID-19 (Ward, Isolation, Intensive Care) among reporting hospitals is summarized as follows.



PROCUREMENT AND DONATIONS

In terms of resources, the following is the summary of total domestic donations, international donations received by the Philippine government as well as the total procured personal protective equipment (PPE) distributed.


9,723	518	5,584,809
Total Domestic Donations	Total International Donations	Total Procured PPEs Distributed

MANAGEMENT OF RETURNING OVERSEAS FILIPINOS

Returning Overseas Filipinos are provided with assistance by facilitating their arrival from different points of origin abroad until their return to their respective homes, and attend to their medical and social needs, in order to give them comfort, ensure their safety, and prevent the spread of COVID-19. The following is the summary of ROFs

889,714	517,380
Total ROFs Arrivals	Total Hatid Probinsya Services Provided

For the Chairperson, NDRRMC:


UNDERSECRETARY RICARDO B JALAD
 Executive Director, NDRRMC and
 Administrator, OCD

REFERENCES: Reports from
 World Health Organization
 Office of Civil Defense
 Department of Health
 Department of the Interior and Local Government
 Department of Public Works and Highways
 Department of Foreign Affairs
 Philippine News Agency

ANNEXES:
 Community Quarantine Declaration per Region
 Breakdown of Returning Overseas Filipinos

NOTE:
 Other reports are available upon request

Community Quarantine Declaration per LGU
As of **01 March 2021**

PROVINCE/ CHARTERED CITY / MUNICIPALITY	COMMUNITY QUARANTINE DECLARATION (ECQ, MECQ, GCQ, MGCQ)	EFFECTIVITY DATE
NCR		
<i>Caloocan</i>	GCQ	01-31 March 2021
<i>Malabon</i>	GCQ	01-31 March 2021
<i>Navotas</i>	GCQ	01-31 March 2021
<i>Valenzuela</i>	GCQ	01-31 March 2021
<i>Pasig</i>	GCQ	01-31 March 2021
<i>Pateros</i>	GCQ	01-31 March 2021
<i>Marikina</i>	GCQ	01-31 March 2021
<i>Taguig</i>	GCQ	01-31 March 2021
<i>Quezon City</i>	GCQ	01-31 March 2021
<i>Manila</i>	GCQ	01-31 March 2021
<i>Makati</i>	GCQ	01-31 March 2021
<i>Mandaluyong</i>	GCQ	01-31 March 2021
<i>San Juan</i>	GCQ	01-31 March 2021
<i>Muntinlupa</i>	GCQ	01-31 March 2021
<i>Paranaque</i>	GCQ	01-31 March 2021
<i>Las Pinas</i>	GCQ	01-31 March 2021
<i>Pasay</i>	GCQ	01-31 March 2021
CAR		
Abra	MGCQ	01-31 March 2021
Apayao	GCQ	01-31 March 2021
Benguet	MGCQ	01-31 March 2021
Ifugao	MGCQ	01-31 March 2021
Kalinga	GCQ	01-31 March 2021
Mt. Province	GCQ	01-31 March 2021
<i>Baguio City</i>	GCQ	01-31 March 2021
Region I		
La Union	MGCQ	01-31 March 2021
Pangasinan	MGCQ	01-31 March 2021
Ilocos Sur	MGCQ	01-31 March 2021
Ilocos Norte	MGCQ	01-31 March 2021
<i>Dagupan City</i>	MGCQ	01-31 March 2021
Region II		
Batanes	MGCQ	01-31 March 2021
Cagayan	MGCQ	01-31 March 2021
Isabela	MGCQ	01-31 March 2021
<i>Santiago City</i>	MGCQ	01-31 March 2021
Quirino	MGCQ	01-31 March 2021
Nueva Vizcaya	MGCQ	01-31 March 2021
Region III		

Aurora	MGCQ	01-31 March 2021
Bataan	MGCQ	01-31 March 2021
Bulacan	MGCQ	01-31 March 2021
Nueva Ecija	MGCQ	01-31 March 2021
Pampanga	MGCQ	01-31 March 2021
Tarlac	MGCQ	01-31 March 2021
Zambales	MGCQ	01-31 March 2021
<i>Angeles City</i>	MGCQ	01-31 March 2021
<i>Olongapo City</i>	MGCQ	01-31 March 2021
CALABARZON		
Cavite	MGCQ	01-31 March 2021
Laguna	MGCQ	01-31 March 2021
Batangas	GQC	01-31 March 2021
Rizal	MGCQ	01-31 March 2021
Quezon	MGCQ	01-31 March 2021
<i>Lucena City</i>	MGCQ	01-31 March 2021
MIMAROPA		
Oriental Mindoro	MGCQ	01-31 March 2021
Occidental Mindoro	MGCQ	01-31 March 2021
Marinduque	MGCQ	01-31 March 2021
Romblon	MGCQ	01-31 March 2021
Palawan	MGCQ	01-31 March 2021
<i>Puerto Princesa City</i>	MGCQ	01-31 March 2021
Region V		
Albay	MGCQ	01-31 March 2021
Camarines Norte	MGCQ	01-31 March 2021
Camarines Sur	MGCQ	01-31 March 2021
<i>Naga City</i>	MGCQ	01-31 March 2021
Catanduanes	MGCQ	01-31 March 2021
Masbate	MGCQ	01-31 March 2021
Sosorgon	MGCQ	01-31 March 2021
Region VI		
Aklan	MGCQ	01-31 March 2021
Antique	MGCQ	01-31 March 2021
Capiz	MGCQ	01-31 March 2021
Guimaras	MGCQ	01-31 March 2021
Iloilo	MGCQ	01-31 March 2021
<i>Iloilo City</i>	MGCQ	01-31 March 2021
Negros Occidental	MGCQ	01-31 March 2021
<i>Bacolod City</i>	MGCQ	01-31 March 2021
Region VII		
Bohol	MGCQ	01-31 March 2021
Cebu	MGCQ	01-31 March 2021
<i>Cebu City</i>	MGCQ	01-31 March 2021
<i>Lapulapu City</i>	MGCQ	01-31 March 2021
<i>Mandaue City</i>	MGCQ	01-31 March 2021
Negros Oriental	MGCQ	01-31 March 2021
Siquijor	MGCQ	01-31 March 2021
Region VIII		

Leyte		MGCQ	01-31 March 2021
	<i>Tacloban City</i>	GCQ	01-31 March 2021
Southern Leyte		MGCQ	01-31 March 2021
Biliran		MGCQ	01-31 March 2021
Samar		MGCQ	01-31 March 2021
Eastern Samar		MGCQ	01-31 March 2021
Northern Samar		MGCQ	01-31 March 2021
	<i>Ormoc City</i>	MGCQ	01-31 March 2021
Region IX			
Zamboanga Del Norte		MGCQ	01-31 March 2021
Zamboanga Del Sur		MGCQ	01-31 March 2021
Zamboanga Sibugay		MGCQ	01-31 March 2021
	<i>Zamboanga City</i>	MGCQ	01-31 March 2021
Region X			
Bukidnon		MGCQ	01-31 March 2021
Camiguin		MGCQ	01-31 March 2021
Lanao del Norte		MGCQ	01-31 March 2021
	<i>Iligan City</i>	GCQ	01-31 March 2021
Misamis Occidental		MGCQ	01-31 March 2021
Misamis Oriental		MGCQ	01-31 March 2021
	<i>Cagayan de Oro City</i>	MGCQ	01-31 March 2021
Region XI			
Davao del Norte		MGCQ	01-31 March 2021
Davao del Sur		MGCQ	01-31 March 2021
	<i>Davao City</i>	GCQ	01-31 March 2021
Davao de Oro		MGCQ	01-31 March 2021
Davao Occidental		MGCQ	01-31 March 2021
Davao Oriental		MGCQ	01-31 March 2021
Region XII			
North Cotabato		MGCQ	01-31 March 2021
Sarangani		MGCQ	01-31 March 2021
South Cotabato		MGCQ	01-31 March 2021
Sultan Kudarat		MGCQ	01-31 March 2021
	<i>General Santos City</i>	MGCQ	01-31 March 2021
CARAGA			
Agusan del Norte		MGCQ	01-31 March 2021
	<i>Butuan City</i>	MGCQ	01-31 March 2021
Agusan del Sur		MGCQ	01-31 March 2021
Surigao del Norte		MGCQ	01-31 March 2021
Surigao del Sur		MGCQ	01-31 March 2021
Dinagat Islands		MGCQ	01-31 March 2021
BARMM			
Maguindanao		MGCQ	01-31 March 2021
	<i>Cotabato City</i>	MGCQ	01-31 March 2021
Lanao del Sur		GCQ	01-31 March 2021
Basilan		MGCQ	01-31 March 2021
Sulu		MGCQ	01-31 March 2021
Tawi-Tawi		MGCQ	01-31 March 2021

Source: [Philippine News Agency](#) ("Metro Manila stays under GCQ in March" published on 27 February 2021)



Task Group on Management of Returning Overseas Filipinos

Summary Report

March 1, 2021

TOTAL ARRIVAL OF ROFs

889,714



LAND-BASED

421,086



SEA-BASED

302,215



NON-OFWs

163,564

DECEASED OFs

2,849

HATID PROBINSYA

TOTAL ASSISTED ROFs: **517,380**

AIR

242,265

SEA

78,088

LAND

197,027

TOTAL of ROFs TESTED THRU RT-PCR

(9 May 2020 - 31 Jan. 2021)

810,139

TOTAL of ROFs TESTED on the 5TH DAY SWAABBING OPERATIONS

(01 Feb. - 27 Feb. 2021)

61,210

ASSISTANCES

TOTAL of ROFs WERE PROVIDED

744,921

HEALTH STATUS of ROFs



QUARANTINE FACILITY

15



CONFIRMED POSITIVE

13,930



ADMITTED

289



RECOVERED

13,632



DEATHS

9



RED FLAGGED COUNTRIES

35



Task Group on Management of Returning Overseas Filipinos

TG-MROF Daily Operational Report as of 1 March 2021

ARRIVALS

ROFs	AIRPORTS TOTAL 834,976											GRAND TOTAL ARRIVAL OF ROFs	
	NAIA ^[1]						CLARK INTL. AIRPORT ^[1]		MACTAN-CEBU INTL AIRPORT ^[1]				
	T1 (23 Apr 2020 - 27 Feb 2021)		T2 (23 Apr 2020 - 27 Feb 2021)		T3 (08 July 2020 - 27 Feb 2021)		(05 June 2020 - 27 Feb 2021)		(28 June 2020 - 27 Feb 2021)				
	Now	Cumulative	Now	Cumulative	Now	Cumulative	Now	Cumulative	Now	Cumulative	Now	Cumulative	
SUBTOTAL	812	209,282	1,265	297,730	976	207,318	0	73,794	514	46,852	3,604	889,714	
OFWs	645	177,894	880	222,469	799	168,952	0	66,851	453	35,226	2,801	723,301	
Land-Based	432	116,461	648	160,906	411	93,557	0	38,293	169	11,869	1,660	421,086	
Sea-Based	213	61,433	232	61,563	388	75,395	0	28,558	284	23,357	1,141	302,215	
NON-OFWs	167	31,388	385	75,241	177	38,366	0	6,943	61	11,626	790	163,564	
Deceased OFs ^[3]			13	2,849							13	2,849	

ROFs	SEAPORTS TOTAL 51,889											
	MANILA ^[2]		CEBU ^[2]		SUBIC ^[2]		BATAAN ^[2]		TAWI-TAWI / ZAMBOANGA ^[2]		DAVAO ^[2]	
	Now	Cumulative	Now	Cumulative	Now	Cumulative	Now	Cumulative	Now	Cumulative	Now	Cumulative
	SUBTOTAL	24	48,580	0	119	0	487	0	709	0	1,986	0
OFWs	24	48,580	0	119	0	487	0	709	0	1,986	0	8
Sea-Based	24	48,580	0	119	0	487	0	709	0	1,986	0	8

Sources: 1) OSS Report as of 27 February 2021, 2) BOQ Report No. 284 as of 26 February 2021, and 3) BOQ Report No. 227 re Deceased OFs as of 28 February 2021.

TESTING (9 May 2020 - 31 January 2021)

ROFs	AIRPORTS						GRAND TOTAL OF TESTED ROFs
	NAIA ^[1]			CLARK INTL AIRPORT ^[1]	MACTAN-CEBU INTL AIRPORT ^[1]		
	T1	T2	T3		Cumulative	Cumulative	Cumulative
	Cumulative	Cumulative	Cumulative				
SUBTOTAL	193,297	270,090	186,044	67,026	42,925	810,139	
RT-PCR (Viral Test)							
Conducted by PCG	170,310	210,044	161,860	67,026	42,925	702,922	
Arranged by LMA	2,256	2,011	0	0	0	4,267	
Arranged by Marikina LGU	20	27	44	0	0	91	
Arranged by Pampanga LGU	907	1,747	592	0	0	3,246	
Conducted by PAGSS / PADL	19,804	0	23,548	0	0	43,352	
Conducted by PAL / Detoxicare	0	56,261	0	0	0	56,261	

ROFs	SEAPORTS					
	MANILA ^[2]	CEBU ^[2]	SUBIC ^[2]	BATAAN ^[2]	TAWI-TAWI / ZAMBOANGA ^[2]	DAVAO ^[2]
	Cumulative	Cumulative	Cumulative	Cumulative	Cumulative	Cumulative
	SUBTOTAL	47,509	119	438	697	1,986
RT-PCR (Viral Test)						
Conducted by PCG	47,509	119	438	697	1,986	8

Sources: 1) OSS Report as of 31 January 2021, and 2) BOQ Report No. 259 as of 2 February 2021

Note: Figures from previous reports may differ due to data verification process.

5TH DAY SWABBING OPERATIONS (23 January - 27 February 2021)

Agency	AIRPORTS			GRAND TOTAL OF TESTED ROFs	
	NAIA	CLARK	CEBU		
	Now	Now	Now	Now	Cumulative
	SUBTOTAL	1,444	241	50	1,735
RT-PCR (Viral Test)					
PCG	1,444	0	0	1,444	37,274
BOQ	0	241	0	241	7,584
DETOXICARE	TBC	0	0	0	6,332
PADL	TBC	TBC	0	0	6,345
PRIMECARE	0	0	50	50	3,675

Sources: 1) OSS Report as of 27 February 2021.

Note: Figures from previous reports may differ due to data verification process.



Republic of the Philippines
 INTER-AGENCY TASK FORCE
 FOR THE MANAGEMENT OF EMERGING INFECTIOUS DISEASE
 NATIONAL TASK FORCE COVID19



Task Group on Management of Returning Overseas Filipinos

TG-MROF Daily Report as of 1 March 2021

QUARANTINE

ROFs in TREATMENT AND MONITORING FACILITIES									ROFs in ACCOMMODATION ESTABLISHMENTS (AEs)	
No. of QFs	Confirmed Positive		Admitted		Recovered		Deaths		No. of AEs	NON-OFWs
	Now	Cumulative	Now	Total	Now	Cumulative	Now	Cumulative		
15	Now	Cumulative	Now	Total	Now	Cumulative	Now	Cumulative	2	243
	14	13,930	30	289	44	13,632	0	9		

Sources: 1) BOQ report No. 294 as of 28 February 2021
 Note: Figures from previous reports may differ due data verification process

Balik Probinsya

ROFs Assisted thru their destination	Mode of Transportation			GRAND TOTAL
	Air (NAIA T2)[1]	Land (PITX)[2]	Sea (N.HARBOR)[3]	
	Cumulative	Cumulative	Cumulative	Cumulative
	242,265	197,027	78,088	517,380

Source: 1) OSS Report as of 27 February 2021, 2) PITX Report (Uwian Na Program) as of 26 February 2021, and 3) DOTR (Hatid Tulong Program) Report as of 19 February 2021.
 *Data starting from June 2 includes LSI and APOR. Note: Figures from previous reports may differ due data verification process.

ASSISTANCE

	TOTAL ROFs ASSISTED
KINDS	744,921
Hatid - Sundo <i>(Free transportation from ports to hotel) and vice-versa)</i>	269,495
OFW Kalinga <i>(Free food and accommodation to stranded OFW returnees)</i>	448,836
Tulong Marino <i>(Free food packs for locally stranded seafarers)</i>	7,123
Assistance to stranded OFWs in the Regions <i>(Provided with food, accommodation and transportation)</i>	19,467

Source: OWWA Monitoring Reports as of 21 February 2021

Remains of DECEASED OFs

COUNTRY OF REGION			CAUSE OF DEATH	
COUNTRY	NOW	CUMULATIVE		CUMULATIVE
TOTAL	13	2,849		2,849
Saudi Arabia	0	798	COVID-19	397
USA	0	285	NON-COVID-19	2,452
United Arab Emirates	0	142		
Qatar	0	67		
Kuwait	0	51		
Others	13	1,506		

Source: BOQ Report No. 226 re Deceased OFs as of 27 February 2021
 Note: Figures from previous reports may differ due data verification process

Returning Filipinos from SABAH

Total No of Filipinos From Sabah from Sabah for Transfer (per letter from Sabah dated 09 June 2020)	Total No of Filipinos from Sabah Transferred (as of 01 September 2020)	Remaining No of Filipinos in Sabah for Transfer (as of 01 September)
5,300	1,963	3,337

BATCH	DATE OF TRANSFER	TOTAL NO. OF RETURNEES
First Batch	July 03, 2020	394
Second Batch	July 28, 2020	390
Third Batch	August 12, 2020	400
Fourth Batch	August 27, 2020	379
Fifth Batch	September 23, 2020	400
	Total	1,963

Source: TG-MROF Secretariat as of 30 September 2020 (5th batch of REFs arrived on 24 September 2020)
 Note: Figures from previous reports may differ due data verification process.

Red Flagged Countries

Country	Period	Country	Period
Australia	Dec. 29, 2020 Jan. 31, 2021	Pakistan	Dec. 29, 2020- Jan. 31, 2021
Canada		Jamaica	
Denmark		Luxembourg	
France		Oman	
Germany		PR China	
Hongkong		USA	January 2- 31, 2021
Iceland		Singapore	January 8-31, 2021
Ireland		Brazil	
Israel		Finland	
Italy		India	
Japan	Jordan		
Lebanon	Norway		
Netherlands	Portugal		
South Korea	Austria	January 10-31, 2021	
South Africa	UK	Dec. 22, 2020-Jan. 31, 2021	
Spain	UAE	January 17-31, 2021	
Sweden	Hungary		
Switzerland			

Source: Memo from the F.S. OP dated Jan 5, 8, 12 and 15 2021

Prepared by:

MS. JAMELAK KAY JOSE
 DMO Staff

Reviewed by:

MR. MARVIN MANZANO
 Officer

Approved by:

DIR. BERNARDO RAFAELITO R ALEJANDRO IV, CESO IV
 Head

Republic of the Philippines
Inter-Agency Task Force
FOR THE MANAGEMENT OF EMERGENCY INFECTIOUS DISEASE
NATIONAL TASK FORCE COVID-19

Task Group on Management of Returning Overseas Filipinos

**NARRATIVE REPORT
1 March 2021**

ACTIONS TAKEN: Management of Returning Overseas Filipinos (MROF)

The Task Group on Management of Returning Overseas Filipinos (TG-MROF) was created by the National Incident Command-National Task Force COVID 19 to solely cater to the medical and social needs of Returning Overseas Filipinos (ROFs). The TG-MROF in coordination with various government agencies, private entities, and other task groups created to respond with the prevailing crisis, regional task units, and local government agencies that are task to facilitate the safe return of the ROFs back to their home provinces.

Members: DND, DOTr, DOLE, DILG, DFA, DOT, DSWD, DOH, OCD, OWWA, BOQ, CAAP, MARINA, PCG, PNP and AFP

ARRIVALS: As of 27 February 2021, a total of 889,714 Returning Overseas Filipinos (ROFs) arrived at the NAIA Terminals 1, 2, and 3, Clark International Airport, Mactan-Cebu International Airport, South Harbor, Subic, Bataan, and Zamboanga Port. Of which, 421,086 are land-based OFWs, 302,215 are sea-based OFWs and 163,564 are Non-OFWs.

A total of 2,849 deceased OFs had arrived in the country from 01 July – 28 February 2021. Of which, 397 died due to COVID-19.

TESTING: From May 9, 2020 to 31 January 2021, a total of 810,134 ROFs were tested thru RT-PCR.

5TH DAY OF SWABBING: As of 27 February 2021, a total of 61,210 Returning Overseas Filipinos (ROFs) were tested thru RT-PCR on the 5th day of their quarantine period. Of which, 37,274 were tested by PCG, 7,584 were tested by BOQ, 6,332 were tested by Detoxicare, 6,345 were tested by PADL, and 3,675 were tested by PrimeCare.

QUARANTINE: As of 28 February 2021, a total of 13,930 ROFs were confirmed positive with COVID-19. Of which, 289 are admitted at 15 quarantine facilities, 13,632 were able to recover and 9 died.

As of 31 December 2020, a total of 243 Non-OFWs under quarantine in 2 Accommodation Establishments (AEs) in Batangas.

DEPARTURES: As of 28 February 2021, TG-MROF was able to assist 517,380 ROFs back to their home provinces. Of which, 197,027 were assisted by land, 242,265 by air, and 78,088 by sea.

ASSISTANCE: As of 28 January 2021, a total of 744,921 OFWs were assisted thru OWWA. Of which, 269,495 were assisted through the "Hatid-sundo" Program, 448,836 through the "OFW Kalinga" Program, 7,123 were assisted through the "Tulong Marino" Program and 19,467 assistances to stranded OFWs in the region.

RETURNING FILIPINOS (REFs) from SABAH: As of 30 September 2020, a total of 1,963 REFs from Sabah arrived in the country and were assisted to go back in their home provinces.

TRAVEL BANNED COUNTRIES: As of 15 January 2021, Philippines bans entry by foreign nationals from 35 countries due to concerns over COVID-19 variant.

Prepared by:


MS. JAMELAH KAY L. JOSE
Duty Staff

Reviewed by:


MR MARVIN T. MANZANO
Officer

Approved by:


DIR. BERNARDO RAFAELITO R. ALEJANDRO IV, CESO IV
Head