



NATIONAL TASK FORCE  
**CORONAVIRUS DISEASE-2019**  
**SITUATIONAL REPORT NO. 339**

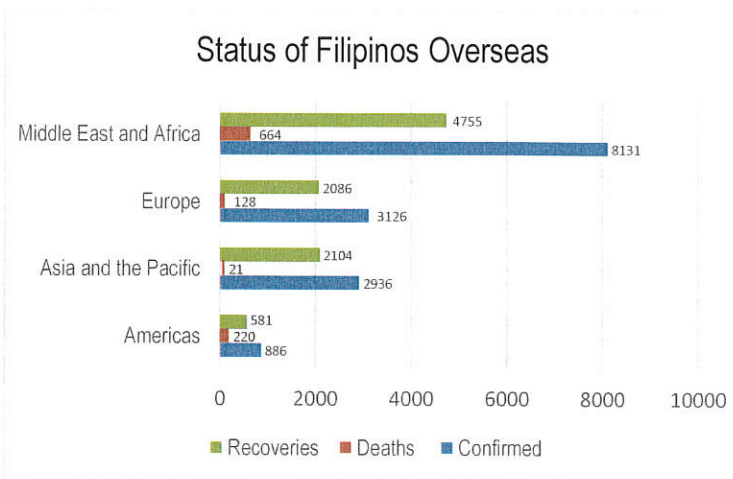
Issued on 1200H, 06 March 2021  
 Report Coverage: 05 March 2021

**GLOBAL SITUATION**

**115,289,961**  
 Total Cases World Wide

**223**  
 Countries and Territories Affected

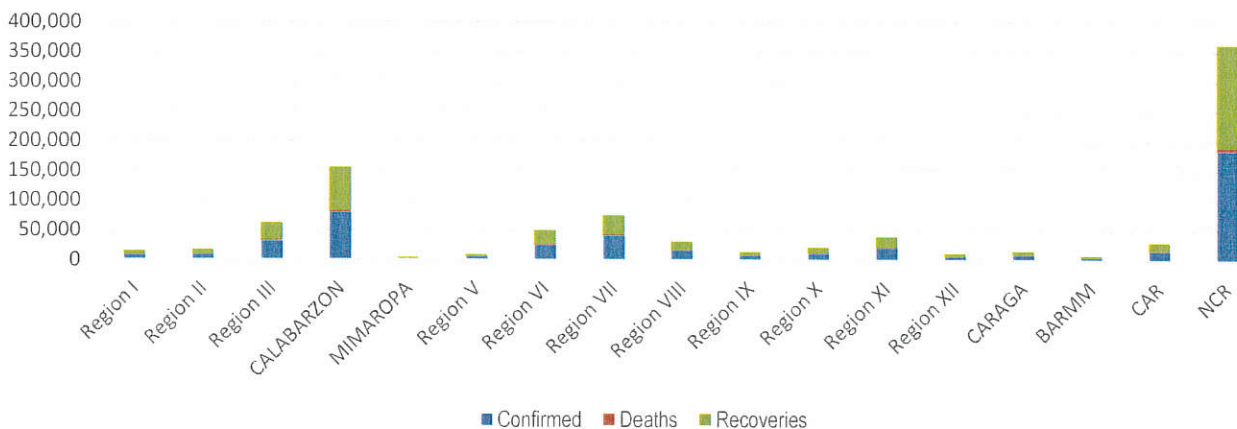
**2.2%**  
 Global Case Fatality Rate



**PHILIPPINE SITUATION**

|              | TOTAL          | NEW    | REMARKS                         |
|--------------|----------------|--------|---------------------------------|
| TOTAL CASES  | <b>591,138</b> | +3,439 |                                 |
| ACTIVE CASES | <b>43,323</b>  | +2,265 |                                 |
| DEATHS       | <b>12,465</b>  | +42    | <b>2.11%</b> Case Fatality Rate |
| RECOVERIES   | <b>535,350</b> | +160   | <b>90.6%</b> Case Recovery Rate |

Summary of Cases per Region

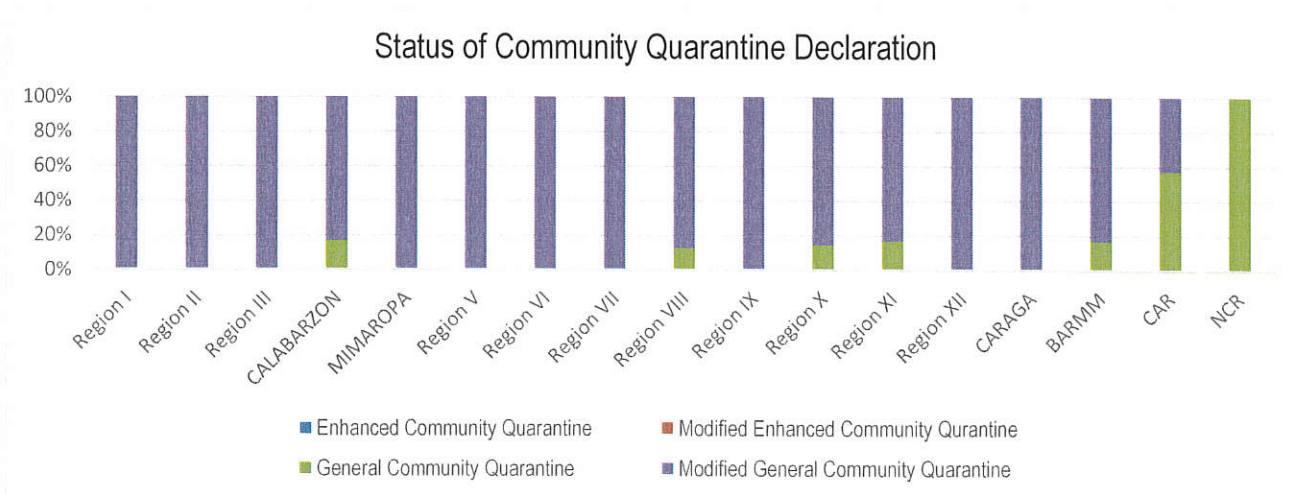


# P-D-I-T-R STRATEGY

With reference to the National Action Plan (NAP) for COVID-19, the National Task Force is intensifying efforts to PREVENT the spread of the COVID-19, TEST individuals and communities, ISOLATE those that are identified to be confirmed cases, TREAT and provide with appropriate health care, and REINTEGRATE them back to the community.

## PREVENT

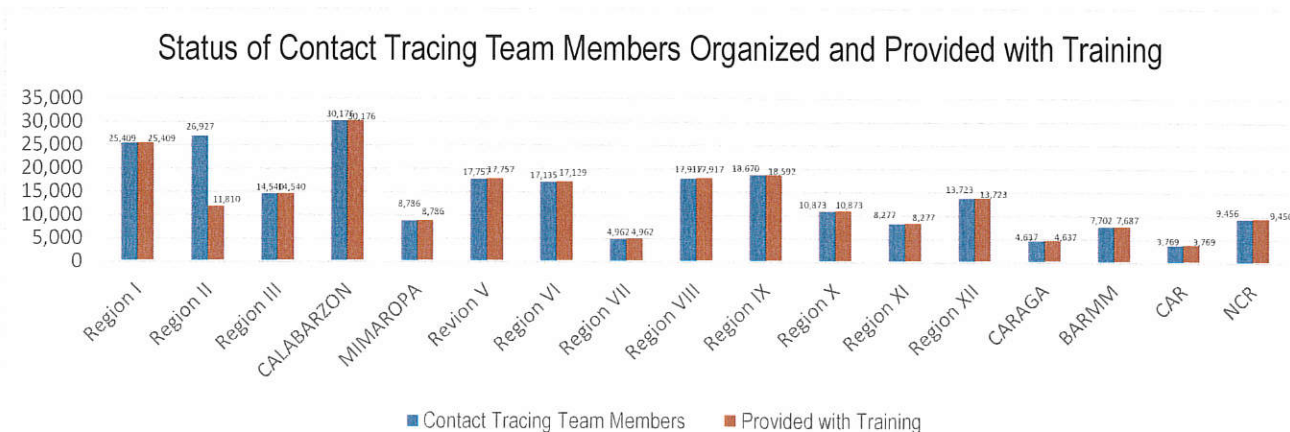
PREVENT enables to change mindsets and behaviors to advocate for a shared responsibility in ensuring compliance to minimum public health standards and protocols and address stigma and division in the communities, workplaces, schools. To implement the PREVENT strategy, community quarantine declarations are made in various localities, enforcing stricter regulations and disease preventive measures particular for areas with high cases. Status of community quarantine declarations is summarized as follows:



Source: Philippine News Agency

## DETECT

DETECT entails active screening of those presenting with signs and symptoms of COVID-19 in the community as well as other disease surveillance activities. For this purpose, contact tracing teams have been organized and provided with appropriate training. Summary is as follows:



The overall results of contact tracing are summarized as follows:

# 1:6

Case: Close Contacts Ratio

# 99.53%

Contact Tracing Done for All Close  
Contacts of Confirmed Cases

# 2,394,411

Contacts Profiled



Also, part of DETECT strategy is the enhancement of the COVID-19 testing capacities of the country. For this purpose, testing laboratories are setup and provided with appropriate licensing. The summary is as follows:

|  |  |
|--|--|
| <b>228</b>                                 | <b>45</b>  |
| Licensed RT-PCR and GeneXpert Laboratories | Laboratories with Ongoing Licensing Applications |

The overall testing results is summarized as follows:

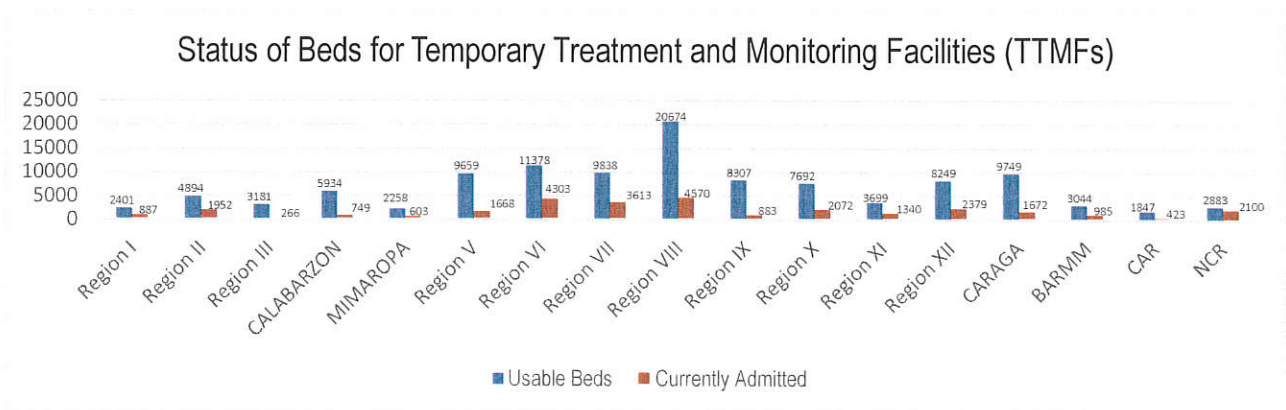
|                           | TOTAL            | NEW     |
|---------------------------|------------------|---------|
| TESTS CONDUCTED           | <b>8,995,631</b> | +37,015 |
| UNIQUE INDIVIDUALS TESTED | <b>8,474,254</b> | +34,581 |
| POSITIVITY RATE           | <b>7.8%</b>      |         |
| BACKLOGS                  | <b>16</b>        |         |

To aid in the testing efforts, Mega Swabbing Sites have been established. The outputs of the Mega Swabbing Sites are as follows:

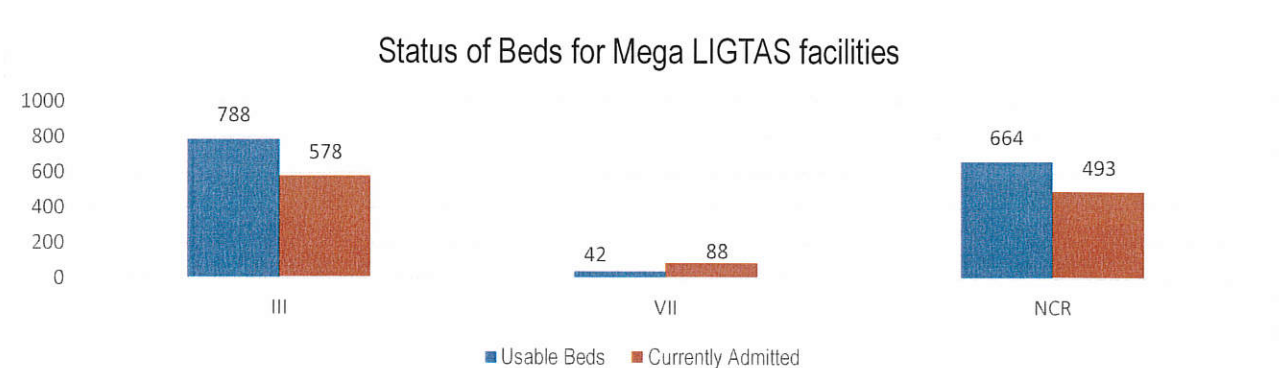
|                         | TOTAL          | NEW   |
|-------------------------|----------------|-------|
| ACT MOBILE TEAM         | <b>201,621</b> | +434  |
| MOA ARENA               | <b>204,742</b> | +980  |
| ENDERUN TENT            | <b>173,079</b> | +406  |
| PHILIPPINE SPORTS ARENA | <b>278,032</b> | +1595 |

## ISOLATE

Isolate involves implementation of measures to separate those identified as exposed and confirmed cases and provide medical interventions to further prevent the spread of the disease. This strategy involves setting up of Temporary Treatment and Monitoring Facilities (TTMFs). The summary of TTMFs established is as follows:

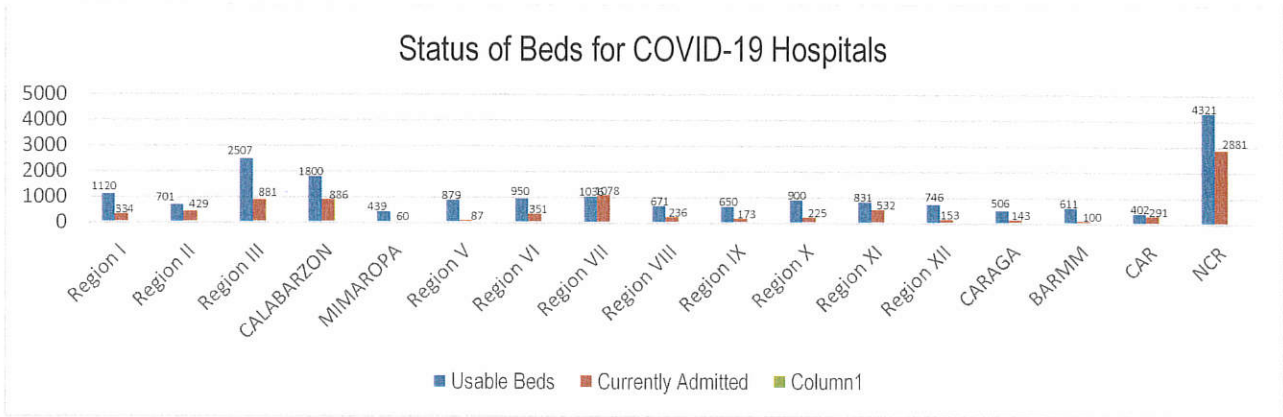


Aside from the TTMFs, Mega LIGTAS facilities have also been established. The summary of occupancies for the Mega LIGTAS facilities is as follows:



# TREAT

For the TREAT strategy, One Hospital Command has been established to facilitate centralized referral system. Further, wards, isolation and intensive care units are in operation to provide treatment services for COVID-19 positives. The occupancy rate for all beds dedicated to COVID-19 (Ward, Isolation, Intensive Care) among reporting hospitals is summarized as follows.



# PROCUREMENT AND DONATIONS

In terms of resources, the following is the summary of total domestic donations, international donations received by the Philippine government as well as the total procured personal protective equipment (PPE) distributed.



# MANAGEMENT OF RETURNING OVERSEAS FILIPINOS

Returning Overseas Filipinos are provided with assistance by facilitating their arrival from different points of origin abroad until their return to their respective homes, and attend to their medical and social needs, in order to give them comfort, ensure their safety, and prevent the spread of COVID-19. The following is the summary of ROFs



For the Chairperson, NDRRMC:

*[Signature]*  
**UNDERSECRETARY RICARDO B JALAD**  
 Executive Director, NDRRMC and  
 Administrator, OCD

|   |  |
|---|--|
| <p><b>REFERENCES:</b> Reports from<br/>                 World Health Organization<br/>                 Office of Civil Defense<br/>                 Department of Health<br/>                 Department of the Interior and Local Government<br/>                 Department of Public Works and Highways<br/>                 Department of Foreign Affairs<br/>                 Philippine News Agency</p> | <p><b>ANNEXES:</b><br/>                 Community Quarantine Declaration per Region<br/>                 Breakdown of Returning Overseas Filipinos</p> <p><b>NOTE:</b><br/>                 Other reports are available upon request</p> |
|---|--|

**Community Quarantine Declaration per LGU**  
As of **5 March 2021**

**Community**

| <b>PROVINCE/ CHARTERED CITY / MUNICIPALITY</b> | <b>COMMUNITY QUARANTINE DECLARATION (ECQ, MECQ, GCQ, MGCQ)</b> | <b>EFFECTIVITY DATE</b> |
|--|--|-------------------------|
| <b>NCR</b>                                     |  |                         |
| <i>Caloocan</i>                                | GCQ  | 01-31 March 2021        |
| <i>Malabon</i>                                 | GCQ  | 01-31 March 2021        |
| <i>Navotas</i>                                 | GCQ  | 01-31 March 2021        |
| <i>Valenzuela</i>                              | GCQ  | 01-31 March 2021        |
| <i>Pasig</i>                                   | GCQ  | 01-31 March 2021        |
| <i>Pateros</i>                                 | GCQ  | 01-31 March 2021        |
| <i>Marikina</i>                                | GCQ  | 01-31 March 2021        |
| <i>Taguig</i>                                  | GCQ  | 01-31 March 2021        |
| <i>Quezon City</i>                             | GCQ  | 01-31 March 2021        |
| <i>Manila</i>                                  | GCQ  | 01-31 March 2021        |
| <i>Makati</i>                                  | GCQ  | 01-31 March 2021        |
| <i>Mandaluyong</i>                             | GCQ  | 01-31 March 2021        |
| <i>San Juan</i>                                | GCQ  | 01-31 March 2021        |
| <i>Muntinlupa</i>                              | GCQ  | 01-31 March 2021        |
| <i>Paranaque</i>                               | GCQ  | 01-31 March 2021        |
| <i>Las Pinas</i>                               | GCQ  | 01-31 March 2021        |
| <i>Pasay</i>                                   | GCQ  | 01-31 March 2021        |
| <b>CAR</b>                                     |  |                         |
| <b>Abra</b>                                    | MGCQ   | 01-31 March 2021        |
| <b>Apayao</b>                                  | GCQ  | 01-31 March 2021        |
| <b>Benguet</b>                                 | MGCQ   | 01-31 March 2021        |
| <b>Ifugao</b>                                  | MGCQ   | 01-31 March 2021        |
| <b>Kalinga</b>                                 | GCQ  | 01-31 March 2021        |
| <b>Mt. Province</b>                            | GCQ  | 01-31 March 2021        |
| <i>Baguio City</i>                             | GCQ  | 01-31 March 2021        |
| <b>Region I</b>                                |  |                         |
| <b>La Union</b>                                | MGCQ   | 01-31 March 2021        |
| <b>Pangasinan</b>                              | MGCQ   | 01-31 March 2021        |
| <b>Ilocos Sur</b>                              | MGCQ   | 01-31 March 2021        |
| <b>Ilocos Norte</b>                            | MGCQ   | 01-31 March 2021        |
| <i>Dagupan City</i>                            | MGCQ   | 01-31 March 2021        |
| <b>Region II</b>                               |  |                         |
| <b>Batanes</b>                                 | MGCQ   | 01-31 March 2021        |
| <b>Cagayan</b>                                 | MGCQ   | 01-31 March 2021        |
| <b>Isabela</b>                                 | MGCQ   | 01-31 March 2021        |
| <i>Santiago City</i>                           | MGCQ   | 01-31 March 2021        |
| <b>Quirino</b>                                 | MGCQ   | 01-31 March 2021        |
| <b>Nueva Vizcaya</b>                           | MGCQ   | 01-31 March 2021        |
| <b>Region III</b>                              |  |                         |
| <b>Aurora</b>                                  | MGCQ   | 01-31 March 2021        |



|                             |      |                  |
|-----------------------------|------|------------------|
| Bataan                      | MGCQ | 01-31 March 2021 |
| Bulacan                     | MGCQ | 01-31 March 2021 |
| Nueva Ecija                 | MGCQ | 01-31 March 2021 |
| Pampanga                    | MGCQ | 01-31 March 2021 |
| Tarlac                      | MGCQ | 01-31 March 2021 |
| Zambales                    | MGCQ | 01-31 March 2021 |
| <i>Angeles City</i>         | MGCQ | 01-31 March 2021 |
| <i>Olongapo City</i>        | MGCQ | 01-31 March 2021 |
| <b>CALABARZON</b>           |      |                  |
| Cavite                      | MGCQ | 01-31 March 2021 |
| Laguna                      | MGCQ | 01-31 March 2021 |
| Batangas                    | GCQ  | 01-31 March 2021 |
| Rizal                       | MGCQ | 01-31 March 2021 |
| Quezon                      | MGCQ | 01-31 March 2021 |
| <i>Lucena City</i>          | MGCQ | 01-31 March 2021 |
| <b>MIMAROPA</b>             |      |                  |
| Oriental Mindoro            | MGCQ | 01-31 March 2021 |
| Occidental Mindoro          | MGCQ | 01-31 March 2021 |
| Marinduque                  | MGCQ | 01-31 March 2021 |
| Romblon                     | MGCQ | 01-31 March 2021 |
| Palawan                     | MGCQ | 01-31 March 2021 |
| <i>Puerto Princesa City</i> | MGCQ | 01-31 March 2021 |
| <b>Region V</b>             |      |                  |
| Albay                       | MGCQ | 01-31 March 2021 |
| Camarines Norte             | MGCQ | 01-31 March 2021 |
| Camarines Sur               | MGCQ | 01-31 March 2021 |
| <i>Naga City</i>            | MGCQ | 01-31 March 2021 |
| Catanduanes                 | MGCQ | 01-31 March 2021 |
| Masbate                     | MGCQ | 01-31 March 2021 |
| Sosorgon                    | MGCQ | 01-31 March 2021 |
| <b>Region VI</b>            |      |                  |
| Aklan                       | MGCQ | 01-31 March 2021 |
| Antique                     | MGCQ | 01-31 March 2021 |
| Capiz                       | MGCQ | 01-31 March 2021 |
| Guimaras                    | MGCQ | 01-31 March 2021 |
| Iloilo                      | MGCQ | 01-31 March 2021 |
| <i>Iloilo City</i>          | MGCQ | 01-31 March 2021 |
| Negros Occidental           | MGCQ | 01-31 March 2021 |
| <i>Bacolod City</i>         | MGCQ | 01-31 March 2021 |
| <b>Region VII</b>           |      |                  |
| Bohol                       | MGCQ | 01-31 March 2021 |
| Cebu                        | MGCQ | 01-31 March 2021 |
| <i>Cebu City</i>            | MGCQ | 01-31 March 2021 |
| <i>Lapulapu City</i>        | MGCQ | 01-31 March 2021 |
| <i>Mandaue City</i>         | MGCQ | 01-31 March 2021 |
| Negros Oriental             | MGCQ | 01-31 March 2021 |
| Siquijor                    | MGCQ | 01-31 March 2021 |
| <b>Region VIII</b>          |      |                  |
| Leyte                       | MGCQ | 01-31 March 2021 |

|                            |      |                  |
|----------------------------|------|------------------|
| <i>Tacloban City</i>       | GCQ  | 01-31 March 2021 |
| <b>Southern Leyte</b>      | MGCQ | 01-31 March 2021 |
| <b>Biliran</b>             | MGCQ | 01-31 March 2021 |
| <b>Samar</b>               | MGCQ | 01-31 March 2021 |
| <b>Eastern Samar</b>       | MGCQ | 01-31 March 2021 |
| <b>Northern Samar</b>      | MGCQ | 01-31 March 2021 |
| <i>Ormoc City</i>          | MGCQ | 01-31 March 2021 |
| <b>Region IX</b>           |      |                  |
| <b>Zamboanga Del Norte</b> | MGCQ | 01-31 March 2021 |
| <b>Zamboanga Del Sur</b>   | MGCQ | 01-31 March 2021 |
| <b>Zamboanga Sibugay</b>   | MGCQ | 01-31 March 2021 |
| <i>Zamboanga City</i>      | MGCQ | 01-31 March 2021 |
| <b>Region X</b>            |      |                  |
| <b>Bukidnon</b>            | MGCQ | 01-31 March 2021 |
| <b>Camiguin</b>            | MGCQ | 01-31 March 2021 |
| <b>Lanao del Norte</b>     | MGCQ | 01-31 March 2021 |
| <i>Iligan City</i>         | GCQ  | 01-31 March 2021 |
| <b>Misamis Occidental</b>  | MGCQ | 01-31 March 2021 |
| <b>Misamis Oriental</b>    | MGCQ | 01-31 March 2021 |
| <i>Cagayan de Oro City</i> | MGCQ | 01-31 March 2021 |
| <b>Region XI</b>           |      |                  |
| <b>Davao del Norte</b>     | MGCQ | 01-31 March 2021 |
| <b>Davao del Sur</b>       | MGCQ | 01-31 March 2021 |
| <i>Davao City</i>          | GCQ  | 01-31 March 2021 |
| <b>Davao de Oro</b>        | MGCQ | 01-31 March 2021 |
| <b>Davao Occidental</b>    | MGCQ | 01-31 March 2021 |
| <b>Davao Oriental</b>      | MGCQ | 01-31 March 2021 |
| <b>Region XII</b>          |      |                  |
| <b>North Cotabato</b>      | MGCQ | 01-31 March 2021 |
| <b>Sarangani</b>           | MGCQ | 01-31 March 2021 |
| <b>South Cotabato</b>      | MGCQ | 01-31 March 2021 |
| <b>Sultan Kudarat</b>      | MGCQ | 01-31 March 2021 |
| <i>General Santos City</i> | MGCQ | 01-31 March 2021 |
| <b>CARAGA</b>              |      |                  |
| <b>Agusan del Norte</b>    | MGCQ | 01-31 March 2021 |
| <i>Butuan City</i>         | MGCQ | 01-31 March 2021 |
| <b>Agusan del Sur</b>      | MGCQ | 01-31 March 2021 |
| <b>Surigao del Norte</b>   | MGCQ | 01-31 March 2021 |
| <b>Surigao del Sur</b>     | MGCQ | 01-31 March 2021 |
| <b>Dinagat Islands</b>     | MGCQ | 01-31 March 2021 |
| <b>BARMM</b>               |      |                  |
| <b>Maguindanao</b>         | MGCQ | 01-31 March 2021 |
| <i>Cotabato City</i>       | MGCQ | 01-31 March 2021 |
| <b>Lanao del Sur</b>       | GCQ  | 01-31 March 2021 |
| <b>Basilan</b>             | MGCQ | 01-31 March 2021 |
| <b>Sulu</b>                | MGCQ | 01-31 March 2021 |
| <b>Tawi-Tawi</b>           | MGCQ | 01-31 March 2021 |

Source: Philippine News Agency ("Metro Manila stays under GCQ in March" published on 27 February 2021)



## Task Group on Management of Returning Overseas Filipinos

Summary Report

March 4, 2021

### TOTAL ARRIVAL OF ROFs

**900,860**



LAND-BASED

427,229



SEA-BASED

304,758



NON-OFWs

165,997

DECEASED OFs

2,876

### HATID PROBINSYA

TOTAL ASSISTED ROFs: **520,981**

AIR

244,476

SEA

78,088

LAND

198,417

### TOTAL of ROFs TESTED THRU RT-PCR

(9 May 2020 - 31 Jan. 2021)

**810,139**

### TOTAL of ROFs TESTED on the 6TH DAY SWABBING OPERATIONS

(01 Feb. - 02 March 2021)

**70,096**

### ASSISTANCES

TOTAL of ROFs WERE PROVIDED

**744,921**

### HEALTH STATUS of ROFs



QUARANTINE FACILITY

15



CONFIRMED POSITIVE

14,101



ADMITTED

360



RECOVERED

13,732



DEATHS

9



RED FLAGGED COUNTRIES

35

*Handwritten mark*





Republic of the Philippines  
 INTER-AGENCY TASK FORCE  
 FOR THE MANAGEMENT OF EMERGING INFECTIOUS DISEASE  
 NATIONAL TASK FORCE COVID19



### Task Group on Management of Returning Overseas Filipinos

TG-MROF Daily Operational Report as of 4 March 2021

#### ARRIVALS

| ROFs                              | AIRPORTS TOTAL 846,007        |                |                               |                |                                |                |                                    |               |  |               | GRAND TOTAL ARRIVAL OF ROFs |                |
|-----------------------------------|-------------------------------|----------------|-------------------------------|----------------|--------------------------------|----------------|------------------------------------|---------------|--|---------------|-----------------------------|----------------|
|                                   | NAIA <sup>[1]</sup>           |                |                               |                |                                |                | CLARK INTL. AIRPORT <sup>[1]</sup> |               | MACTAN- CEBU INTL AIRPORT <sup>[1]</sup> |               |                             |                |
|                                   | T1 (23 Apr 2020 - 2 Mar 2021) |                | T2 (23 Apr 2020 - 2 Mar 2021) |                | T3 (08 July 2020 - 2 Mar 2021) |                | (05 June 2020 - 2 Mar 2021)        |               | (28 June 2020 - 2 Mar 2021)              |               |                             |                |
|                                   | Now                           | Cumulative     | Now                           | Cumulative     | Now                            | Cumulative     | Now                                | Cumulative    | Now                                      | Cumulative    | Now                         | Cumulative     |
| <b>SUBTOTAL</b>                   | <b>733</b>                    | <b>211,442</b> | <b>1,347</b>                  | <b>301,593</b> | <b>965</b>                     | <b>210,208</b> | <b>0</b>                           | <b>75,549</b> | <b>131</b>                               | <b>47,215</b> | <b>3,210</b>                | <b>900,860</b> |
| <b>OFWs</b>                       | <b>583</b>                    | <b>179,617</b> | <b>1,046</b>                  | <b>225,273</b> | <b>705</b>                     | <b>171,115</b> | <b>0</b>                           | <b>68,460</b> | <b>102</b>                               | <b>35,545</b> | <b>2,463</b>                | <b>731,987</b> |
| Land-Based                        | 460                           | 117,791        | 909                           | 163,249        | 512                            | 94,984         | 0                                  | 39,189        | 87                                       | 12,016        | 1,968                       | 427,229        |
| Sea Based                         | 123                           | 61,826         | 137                           | 62,024         | 193                            | 76,131         | 0                                  | 29,271        | 15                                       | 23,529        | 495                         | 304,758        |
| <b>NON-OFWs</b>                   | <b>150</b>                    | <b>31,825</b>  | <b>301</b>                    | <b>76,320</b>  | <b>260</b>                     | <b>39,093</b>  | <b>0</b>                           | <b>7,089</b>  | <b>29</b>                                | <b>11,670</b> | <b>740</b>                  | <b>165,997</b> |
| <b>Deceased OFs<sup>[3]</sup></b> |                               |                | <b>7</b>                      | <b>2,876</b>   |                                |                |                                    |               |  |               | <b>7</b>                    | <b>2,876</b>   |

| ROFs        | SEAPORTS TOTAL 51,977 |               |                     |            |                      |            |                       |            |                                      |              | GRAND TOTAL ARRIVAL OF ROFs |            |
|-------------|-----------------------|---------------|---------------------|------------|----------------------|------------|-----------------------|------------|--------------------------------------|--------------|-----------------------------|------------|
|             | MANILA <sup>[2]</sup> |               | CEBU <sup>[2]</sup> |            | SUBIC <sup>[2]</sup> |            | BATAAN <sup>[2]</sup> |            | TAWI-TAWI / ZAMBOANGA <sup>[2]</sup> |              |                             |            |
|             | Now                   | Cumulative    | Now                 | Cumulative | Now                  | Cumulative | Now                   | Cumulative | Now                                  | Cumulative   | Now                         | Cumulative |
|             | <b>SUBTOTAL</b>       | <b>27</b>     | <b>48,658</b>       | <b>0</b>   | <b>119</b>           | <b>0</b>   | <b>495</b>            | <b>0</b>   | <b>711</b>                           | <b>0</b>     | <b>1,986</b>                | <b>0</b>   |
| <b>OFWs</b> | <b>27</b>             | <b>48,658</b> | <b>0</b>            | <b>119</b> | <b>0</b>             | <b>495</b> | <b>0</b>              | <b>711</b> | <b>0</b>                             | <b>1,986</b> | <b>0</b>                    | <b>8</b>   |
| Sea Based   | 27                    | 48,658        | 0                   | 119        | 0                    | 495        | 0                     | 711        | 0                                    | 1,986        | 0                           | 8          |

Sources: 1) OSS Report as of 2 March 2021, 2) BOQ Report No. 287 as of 3 March 2021, and 3) BOQ Report No. 230 re Deceased OFs as of 3 March 2021.

#### TESTING (9 May 2020 - 31 January 2021)

| ROFs                          | AIRPORTS            |                |                |                                   |   | GRAND TOTAL OF TESTED ROFs |
|-------------------------------|---------------------|----------------|----------------|-----------------------------------|---|----------------------------|
|                               | NAIA <sup>[1]</sup> |                |                | CLARK INTL AIRPORT <sup>[1]</sup> | MACTAN-CEBU INTL AIRPORT <sup>[1]</sup> |                            |
|                               | T1                  | T2             | T3             |                                   |   |                            |
|                               | Cumulative          | Cumulative     | Cumulative     | Cumulative                        | Cumulative                              |                            |
| <b>SUBTOTAL</b>               | <b>193,297</b>      | <b>270,090</b> | <b>186,044</b> | <b>67,026</b>                     | <b>42,925</b>                           | <b>810,139</b>             |
| <b>RT-PCR (Viral Test)</b>    |                     |                |                |                                   |   |                            |
| Conducted by PCG              | 170,310             | 210,044        | 161,860        | 67,026                            | 42,925                                  | 702,922                    |
| Arranged by LMA               | 2,256               | 2,011          | 0              | 0                                 | 0                                       | 4,267                      |
| Arranged by Marikina LGU      | 20                  | 27             | 44             | 0                                 | 0                                       | 91                         |
| Arranged by Pampanga LGU      | 907                 | 1,747          | 592            | 0                                 | 0                                       | 3,246                      |
| Conducted by PAGSS / PADL     | 19,804              | 0              | 23,548         | 0                                 | 0                                       | 43,352                     |
| Conducted by PAL / Detoxicare | 0                   | 56,261         | 0              | 0                                 | 0                                       | 56,261                     |

| ROFs                       | SEAPORTS              |                     |                      |                       |                                      |                      |
|----------------------------|-----------------------|---------------------|----------------------|-----------------------|--------------------------------------|----------------------|
|                            | MANILA <sup>[2]</sup> | CEBU <sup>[2]</sup> | SUBIC <sup>[2]</sup> | BATAAN <sup>[2]</sup> | TAWI-TAWI / ZAMBOANGA <sup>[2]</sup> | DAVAO <sup>[2]</sup> |
|                            | Cumulative            | Cumulative          | Cumulative           | Cumulative            | Cumulative                           | Cumulative           |
|                            | <b>SUBTOTAL</b>       | <b>47,509</b>       | <b>119</b>           | <b>438</b>            | <b>697</b>                           | <b>1,986</b>         |
| <b>RT-PCR (Viral Test)</b> |                       |                     |                      |                       |                                      |                      |
| Conducted by PCG           | 47,509                | 119                 | 438                  | 697                   | 1,986                                | 8                    |

Sources: 1) OSS Report as of 31 January 2021, and 2) BOQ Report No. 258 as of 2 February 2021

Note: Figures from previous reports may differ due to data verification process

#### 6TH DAY SWABBING OPERATIONS (23 January - 2 March 2021)

| Agency                     | AIRPORTS        |              |            | GRAND TOTAL OF TESTED ROFs |              |
|----------------------------|-----------------|--------------|------------|----------------------------|--------------|
|                            | NAIA            | CLARK        | CEBU       |                            |              |
|                            | Now             | Now          | Now        | Now                        | Cumulative   |
|                            | <b>SUBTOTAL</b> | <b>2,531</b> | <b>139</b> | <b>86</b>                  | <b>2,756</b> |
| <b>RT-PCR (Viral Test)</b> |                 |              |            |                            |              |
| PCG                        | 2,312           | 0            | 0          | 2,312                      | 47,145       |
| BOQ                        | 0               | 139          | 0          | 139                        | 5,397        |
| DETOXICARE                 | 219             | 0            | 0          | 219                        | 6,504        |
| PADL                       | TBC             | TBC          | 0          | 0                          | 7,386        |
| PRIMECARE                  | 0               | 0            | 86         | 86                         | 3,664        |

Sources: 1) OSS Report as of 2 March 2021.

Note: Figures from previous reports may differ due to data verification process.





Republic of the Philippines  
 INTER-AGENCY TASK FORCE  
 FOR THE MANAGEMENT OF EMERGING INFECTIOUS DISEASE  
 NATIONAL TASK FORCE COVID-19



**Task Group on Management of Returning Overseas Filipinos**

TG-MROF Daily Report as of 4 March 2021

**QUARANTINE**

| ROFs in TREATMENT AND MONITORING FACILITIES |                    |            |          |       |           |            |        |            | ROFs in ACCOMMODATION ESTABLISHMENTS (AEs) |          |
|---|--------------------|------------|----------|-------|-----------|------------|--------|------------|--|----------|
| No. of QFs                                  | Confirmed Positive |            | Admitted |       | Recovered |            | Deaths |            | No. of AEs                                 | NON-OFWs |
|   | Now                | Cumulative | Now      | Total | Now       | Cumulative | Now    | Cumulative |  |          |
| 15  | 61                 | 14,101     | 32       | 360   | 29        | 13,732     | 0      | 9          | 2  | 243      |

Sources: 1) BOQ report No. 287 as of 3 March 2021  
 Note: Figures from previous reports may differ due data verification process

**Balik Probinsya**

| ROFs Assisted thru their destination | Mode of Transportation       |                            |                               | GRAND TOTAL |
|--------------------------------------|------------------------------|----------------------------|-------------------------------|-------------|
|                                      | Air (NAIA T2) <sup>[1]</sup> | Land (PITX) <sup>[2]</sup> | Sea (N.HARBOR) <sup>[3]</sup> |             |
|                                      | Cumulative                   | Cumulative                 | Cumulative                    |             |
|                                      | 244,476                      | 198,417                    | 78,088                        | 520,981     |

Sources: 1) OSS Report as of 2 March 2021, 2) PITX Report (Uvian Na Program) as of 3 March 2021, and 3) DOTR (Hatid Tulong Program) Report as of 19 February 2021.  
 \*Data starting from June 2 includes LSI and APOR. Note: Figures from previous reports may differ due data verification process.

**ASSISTANCE**

|   | TOTAL ROFs ASSISTED |
|---|---------------------|
| <b>KINDS</b>  | <b>744,921</b>      |
| Hatid - Sundo<br><i>(Free transportation from ports to hotel and vice-versa)</i>                            | 269,495             |
| OFW Kalinga<br><i>(Free food and accommodation to stranded OFW returnees)</i>                               | 448,836             |
| Tulong Marino<br><i>(Free food packs for locally stranded seafarers)</i>                                    | 7,123               |
| Assistance to stranded OFWs in the Regions<br><i>(Provided with food, accommodation and transportation)</i> | 19,467              |

Source: OWWA Monitoring Reports as of 21 February 2021

**Remains of DECEASED OFs**

| COUNTRY OF REGION    |          |              | CAUSE OF DEATH |              |
|----------------------|----------|--------------|----------------|--------------|
| COUNTRY              | NOW      | CUMULATIVE   |                | CUMULATIVE   |
| <b>TOTAL</b>         | <b>7</b> | <b>2,876</b> |                | <b>2,876</b> |
| Saudi Arabia         | 0        | 798          | COVID-19       | 399          |
| USA                  | 0        | 285          | NON-COVID-19   | 2,477        |
| United Arab Emirates | 0        | 142          |                |              |
| Qatar                | 0        | 67           |                |              |
| Kuwait               | 0        | 51           |                |              |
| Others               | 7        | 1,533        |                |              |

Source: BOQ Report No. 230 re Deceased OFs as of 3 March 2021  
 Note: Figures from previous reports may differ due data verification process.

**Returning Filipinos from SABAH**

| Total No of Filipinos From Sabah from Sabah for Transfer<br>(per letter from Sabah dated 09 June 2020) | Total No of Filipinos from Sabah Transferred<br>(as of 01 September 2020) | Remaining No of Filipinos in Sabah for Transfer<br>(as of 01 September) |
|--|---|---|
| 5,300  | 1,963   | 3,337   |

| BATCH        | DATE OF TRANSFER   | TOTAL NO. OF RETURNEES |
|--------------|--------------------|------------------------|
| First Batch  | July 03, 2020      | 394                    |
| Second Batch | July 28, 2020      | 390                    |
| Third Batch  | August 12, 2020    | 400                    |
| Fourth Batch | August 27, 2020    | 379                    |
| Fifth Batch  | September 23, 2020 | 400                    |
|              | Total              | 1,963                  |

Source: TG-MROF Secretariat as of 30 September 2020 (5th batch of REFs arrived on 24 September 2020)  
 Note: Figures from previous reports may differ due data verification process.

**Red Flagged Countries**

| Country      | Period                         | Country                     | Period                       |
|--------------|--------------------------------|-----------------------------|------------------------------|
| Australia    | Dec. 29, 2020<br>Jan. 31, 2021 | Pakistan                    | Dec. 29, 2020- Jan. 31, 2021 |
| Canada       |                                | Jamaica                     |                              |
| Denmark      |                                | Luxembourg                  |                              |
| France       |                                | Oman                        |                              |
| Germany      |                                | PR China                    |                              |
| Hongkong     |                                | USA                         | January 2- 31, 2021          |
| Iceland      |                                | Singapore                   | January 8-31, 2021           |
| Ireland      |                                | Brazil                      |                              |
| Israel       |                                | Finland                     |                              |
| Italy        |                                | India                       |                              |
| Japan        | Jordan                         |                             |                              |
| Lebanon      | Norway                         |                             |                              |
| Netherlands  | Portugal                       |                             |                              |
| South Korea  | Austria                        | January 10-31, 2021         |                              |
| South Africa | UK                             | Dec. 22, 2020-Jan. 31, 2021 |                              |
| Spain        | UAE                            | January 17-31, 2021         |                              |
| Sweden       | Hungary                        |                             |                              |
| Switzerland  |                                |                             |                              |

Source: Memo from the F.S. OP dated Jan 5, 8:12 and 15 2021

Prepared by:

MS. JAMELAH KAY JOSE  
 Staff

Reviewed by:

MR. MARVIN T MANZANO  
 Officer

Approved by:

DIR. BERNARDO RAFAELITO R. AL E JANDRO IV, CESO IV  
 Head

Republic of the Philippines  
Inter-Agency Task Force  
FOR THE MANAGEMENT OF EMERGENCY INFECTIOUS DISEASE  
NATIONAL TASK FORCE COVID-19

**Task Group on Management of Returning Overseas Filipinos**

**NARRATIVE REPORT  
4 March 2021**

---

ACTIONS TAKEN: Management of Returning Overseas Filipinos (MROF)

The Task Group on Management of Returning Overseas Filipinos (TG-MROF) was created by the National Incident Command-National Task Force COVID 19 to solely cater to the medical and social needs of Returning Overseas Filipinos (ROFs). The TG-MROF in coordination with various government agencies, private entities, and other task groups created to response with the prevailing crisis, regional task units, and local government agencies that are task to facilitate the safe return of the ROFs back to their home provinces.

**Members:** DND, DOTr, DOLE, DILG, DFA, DOT, DSWD, DOH, OCD, OWWA, BOQ, CAAP, MARINA, PCG, PNP and AFP

**ARRIVALS:** As of 2 March 2021, a total of 900,860 **Returning Overseas Filipinos (ROFs)** arrived at the NAIA Terminals 1, 2, and 3, Clark International Airport, Mactan-Cebu International Airport, South Harbor, Subic, Bataan, and Zamboanga Port. Of which, 427,229 are **land-based** OFWs, 304,758 are **sea-based** OFWs and 165,997 are **Non-OFWs**.

A total of 2,876 **deceased OFs** had arrived in the country from 01 July – 3 March 2021. Of which, 399 died due to COVID-19.

**TESTING:** From May 9, 2020 to 31 January 2021, a total of 810,134 ROFs were tested thru RT-PCR.

**6<sup>TH</sup> DAY OF SWABBING:** As of 2 March 2021, a total of 70,096 **Returning Overseas Filipinos (ROFs)** were tested thru RT-PCR on the 5<sup>th</sup> day of their quarantine period. Of which, 47,145 were tested by PCG, 5,397 were tested by BOQ, 6,504 were tested by Detoxicare, 7,386 were tested by PADL, and 3,664 were tested by PrimeCare.

**QUARANTINE:** As of 3 March 2021, a total of 14,101 ROFs were confirmed positive with COVID-19. Of which, 360 are admitted at 15 quarantine facilities, 13,732 were able to recover and 9 died.

As of 31 December 2020, a total of 243 Non-OFWs under quarantine in 2 Accommodation Establishments (AEs) in Batangas.

**DEPARTURES:** As of 2 March 2021, TG-MROF was able to assist 520,981 ROFs back to their home provinces. Of which, 198,417 were assisted by land, 244,476 by air, and 78,088 by sea.

**ASSISTANCE:** As of 28 January 2021, a total of 744,921 OFWs were assisted thru OWWA. Of which, 269,495 were assisted through the "Hatid-sundo" Program, 448,836 through the "OFW Kalinga" Program, 7,123 were assisted through the "Tulong Marino" Program and 19,467 assistances to stranded OFWs in the region.

**RETURNING FILIPINOS (REFs) from SABAH:** As of 30 September 2020, a total of 1,963 REFs from Sabah arrived in the country and were assisted to go back in their home provinces.

**TRAVEL BANNED COUNTRIES:** As of 15 January 2021, Philippines bans entry by foreign nationals from 35 countries due to concerns over COVID-19 variant.

Prepared by:

**MS. JAMELAH KAY L. JOSE**  
Duty Staff

Reviewed by:

**MR MARVIN T. MANZANO**  
Officer

Approved by:

**DIR. BERNARDO RAFAELITO R. ALEJANDRO IV, CESO IV**  
Head