



NATIONAL TASK FORCE
CORONAVIRUS DISEASE-2019
SITUATIONAL REPORT NO. 399

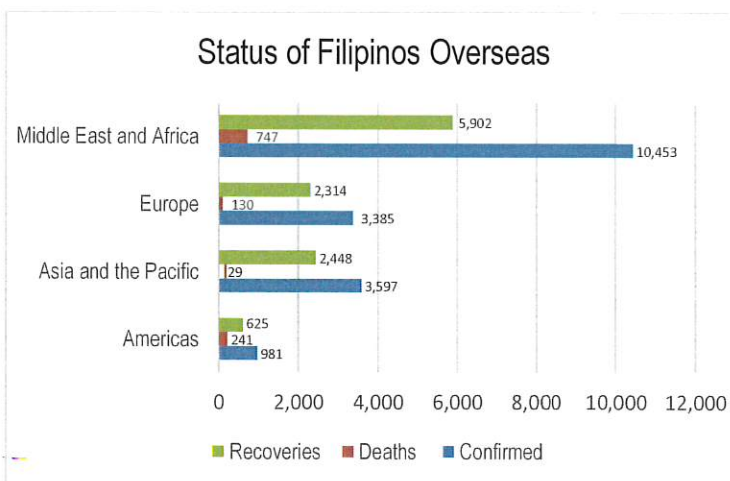
Issued on 1200H, 05 May 2021
 Report Coverage: 04 May 2021

GLOBAL SITUATION

153,187,889
 Total Cases World Wide

223
 Countries and Territories Affected

2.1%
 Global Case Fatality Rate

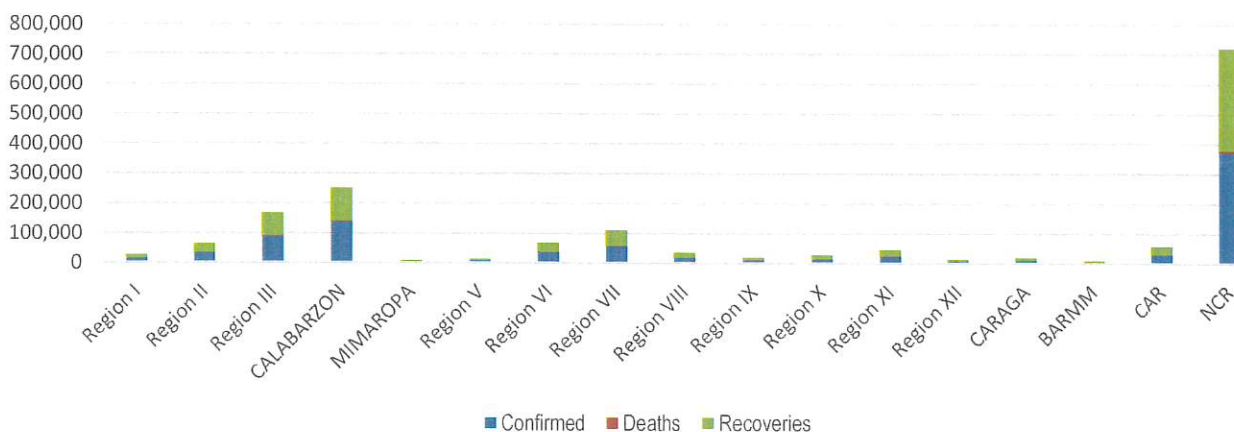


Source: Department of Health as of 04 May 2021

PHILIPPINE SITUATION

	TOTAL	NEW	REMARKS
TOTAL CASES	1,073,555	+5,685	
ACTIVE CASES	62,713	-	5.8% Positivity Rate
DEATHS	17,800	+178	1.66% Case Fatality Rate
RECOVERIES	993,042	+8,961	92.5% Case Recovery Rate

Summary of Cases per Region

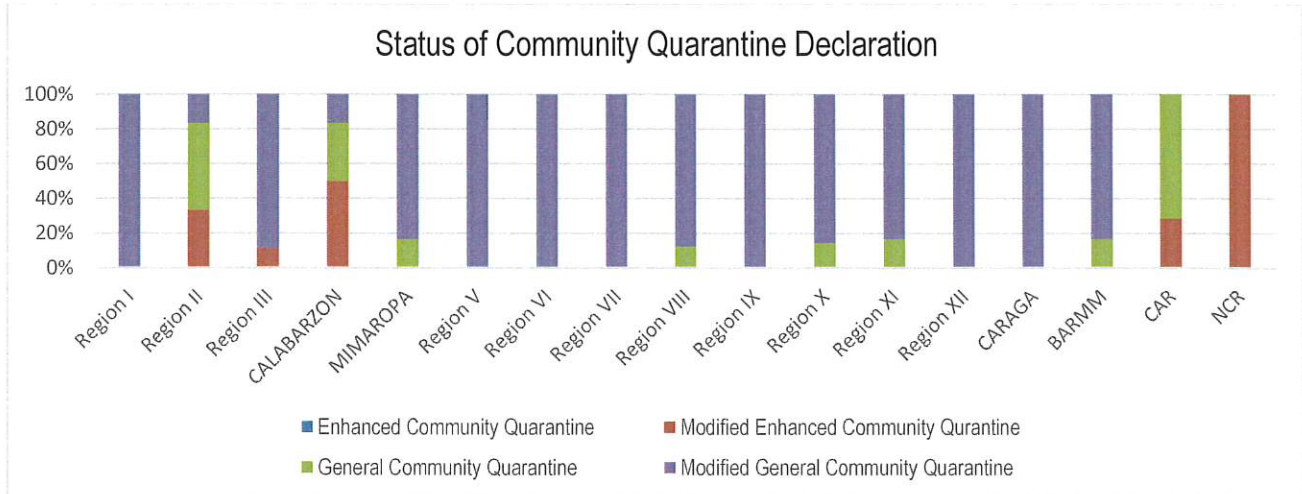


P-D-I-T-R STRATEGY

With reference to the National Action Plan (NAP) for COVID-19, the National Task Force is intensifying efforts to PREVENT the spread of the COVID-19, TEST individuals and communities, ISOLATE those that are identified to be confirmed cases, TREAT and provide with appropriate health care, and REINTEGRATE them back to the community.

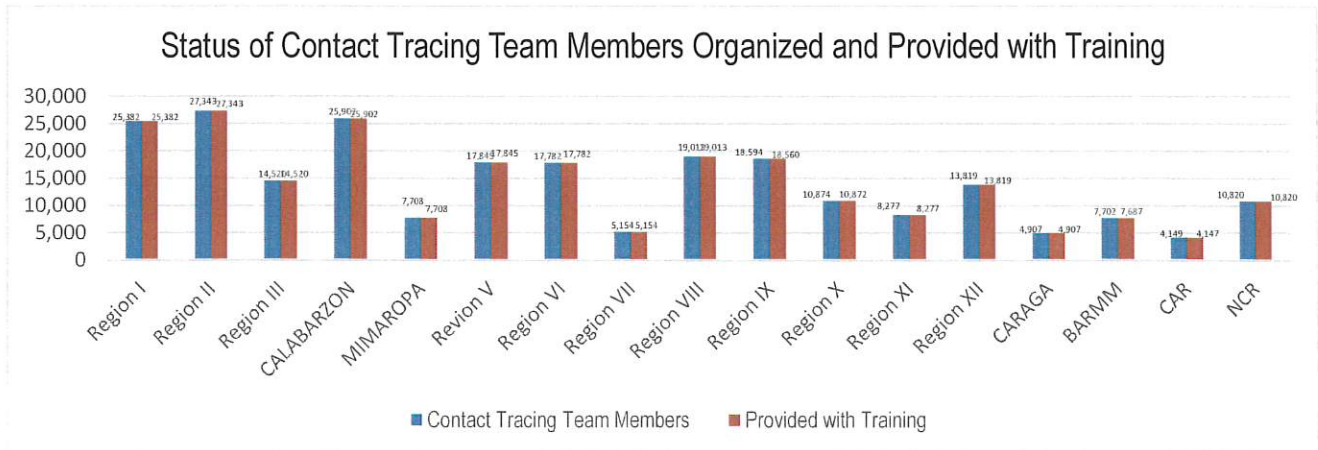
PREVENT

PREVENT enables to change mindsets and behaviors to advocate for a shared responsibility in ensuring compliance to minimum public health standards and protocols and address stigma and division in the communities, workplaces, schools. To implement the PREVENT strategy, community quarantine declarations are made in various localities, enforcing stricter regulations and disease preventive measures particular for areas with high cases. Status of community quarantine declarations is summarized as follows:



DETECT

DETECT entails active screening of those presenting with signs and symptoms of COVID-19 in the community as well as other disease surveillance activities. For this purpose, contact tracing teams have been organized and provided with appropriate training. Summary is as follows:



The overall results of contact tracing are summarized as follows:

1:5 Case: Close Contacts Ratio	99.73% Contact Tracing Done for All Close Contacts of Confirmed Cases	3,824,516 Contacts Profiled
--	--	---------------------------------------

Also, part of DETECT strategy is the enhancement of the COVID-19 testing capacities of the country. For this purpose, testing laboratories are setup and provided with appropriate licensing. The summary is as follows:

250	44
Licensed RT-PCR and GeneXpert Laboratories	Laboratories with Ongoing Licensing Applications

The overall testing results is summarized as follows:

	TOTAL	NEW
TESTS CONDUCTED	12,037,543	+45,031
UNIQUE INDIVIDUALS TESTED	11,308,507	+41,170
POSITIVITY RATE	10.14%	
BACKLOGS	16	

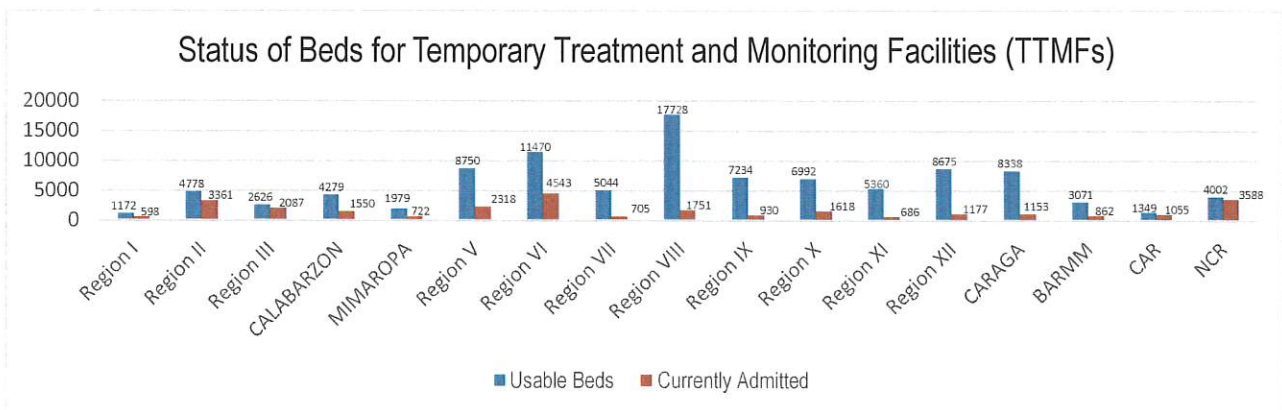
Source: Beat COVID Issue 372

To aid in the testing efforts, Mega Swabbing Sites have been established. The outputs of the Mega Swabbing Sites are as follows:

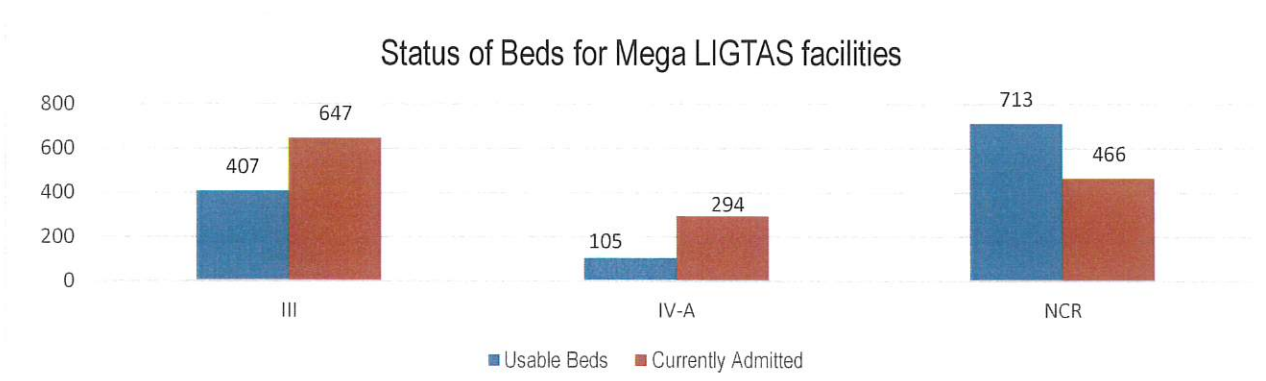
	TOTAL	NEW
ACT MOBILE TEAM	269,717	
MOA ARENA	270,681	
NINOY AQUINO STADIUM	253,072	
PHILIPPINE SPORTS ARENA	374,705	

ISOLATE

Isolate involves implementation of measures to separate those identified as exposed and confirmed cases and provide medical interventions to further prevent the spread of the disease. This strategy involves setting up of Temporary Treatment and Monitoring Facilities (TTMFs). The summary of TTMFs established is as follows:

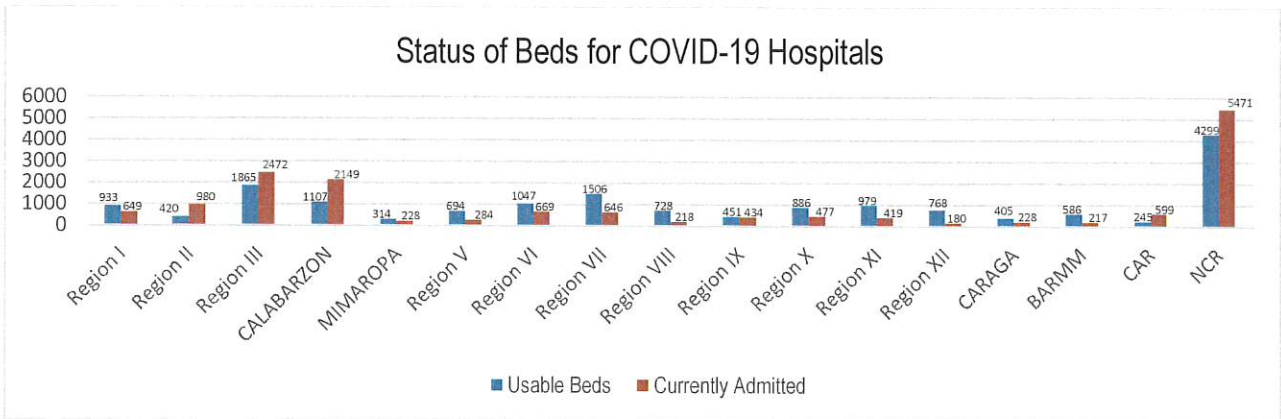


Aside from the TTMFs, Mega LIGTAS facilities have also been established. The summary of occupancies for the Mega LIGTAS facilities is as follows:



TREAT

For the TREAT strategy, One Hospital Command has been established to facilitate centralized referral system. Further, wards, isolation and intensive care units are in operation to provide treatment services for COVID-19 positives. The occupancy rate for all beds dedicated to COVID-19 (Ward, Isolation, Intensive Care) among reporting hospitals is summarized as follows.



PROCUREMENT AND DONATIONS

In terms of resources, the following is the summary of total domestic donations, international donations received by the Philippine government as well as the total procured personal protective equipment (PPE) distributed.

11,655	605	5,584,809
Total Domestic Donations	Total International Donations	Total Procured PPEs Distributed

MANAGEMENT OF RETURNING OVERSEAS FILIPINOS

Returning Overseas Filipinos are provided with assistance by facilitating their arrival from different points of origin abroad until their return to their respective homes, and attend to their medical and social needs, in order to give them comfort, ensure their safety, and prevent the spread of COVID-19. The following is the summary of ROFs

1,070,788	597,987
Total ROFs Arrivals	Total Hatid Probinsya Services Provided

For the Chairperson, NDRRMC:

[Signature]
UNDERSECRETARY RICARDO B JALAD
 Executive Director, NDRRMC and
 Administrator, OCD

<p>REFERENCES: Reports from World Health Organization Office of Civil Defense Department of Health Department of the Interior and Local Government Department of Public Works and Highways Department of Foreign Affairs</p>	<p>ANNEXES: Community Quarantine Declaration per Region Breakdown of Returning Overseas Filipinos</p> <p>NOTE: Other reports are available upon request</p>
---	--

Community Quarantine Declaration per LGU
As of **04 May 2021**

PROVINCE/ CHARTERED CITY / MUNICIPALITY	COMMUNITY QUARANTINE DECLARATION (ECQ, MECQ, GCQ, MGCQ)	EFFECTIVITY DATE
NCR		
<i>Caloocan</i>	MECQ	01-14 May 2021
<i>Malabon</i>	MECQ	01-14 May 2021
<i>Navotas</i>	MECQ	01-14 May 2021
<i>Valenzuela</i>	MECQ	01-14 May 2021
<i>Pasig</i>	MECQ	01-14 May 2021
<i>Pateros</i>	MECQ	01-14 May 2021
<i>Marikina</i>	MECQ	01-14 May 2021
<i>Taguig</i>	MECQ	01-14 May 2021
<i>Quezon City</i>	MECQ	01-14 May 2021
<i>Manila</i>	MECQ	01-14 May 2021
<i>Makati</i>	MECQ	01-14 May 2021
<i>Mandaluyong</i>	MECQ	01-14 May 2021
<i>San Juan</i>	MECQ	01-14 May 2021
<i>Muntinlupa</i>	MECQ	01-14 May 2021
<i>Paranaque</i>	MECQ	01-14 May 2021
<i>Las Pinas</i>	MECQ	01-14 May 2021
<i>Pasay</i>	MECQ	01-14 May 2021
CAR		
Abra	MECQ	01-14 May 2021
Apayao	GCQ	01-31 May 2021
Benguet	GCQ	01-31 May 2021
Ifugao	MECQ	01-14 May 2021
Kalinga	GCQ	01-31 May 2021
Mt. Province	GCQ	01-31 May 2021
<i>Baguio City</i>	GCQ	01-31 May 2021
Region I		
La Union	MGCQ	01-31 May 2021
Pangasinan	MGCQ	01-31 May 2021
Ilocos Sur	MGCQ	01-31 May 2021
Ilocos Norte	MGCQ	01-31 May 2021
<i>Dagupan City</i>	MGCQ	01-31 May 2021
Region II		
Batanes	MGCQ	01-31 May 2021
Cagayan	GCQ	01-31 May 2021
Isabela	GCQ	01-31 May 2021
<i>Santiago City</i>	MECQ	01-14 May 2021
Quirino	MECQ	01-14 May 2021
Nueva Vizcaya	GCQ	01-31 May 2021
Region III		
Aurora	MGCQ	01-31 May 2021
Bataan	MGCQ	01-31 May 2021
Bulacan	MECQ	01-14 May 2021

Nueva Ecija	MGCQ	01-31 May 2021
Pampanga	MGCQ	01-31 May 2021
Tarlac	MGCQ	01-31 May 2021
Zambales	MGCQ	01-31 May 2021
<i>Angeles City</i>	MGCQ	01-31 May 2021
<i>Olongapo City</i>	MGCQ	01-31 May 2021
CALABARZON		
Cavite	MECQ	01-14 May 2021
Laguna	MECQ	01-14 May 2021
Batangas	GCQ	01-31 May 2021
Rizal	MECQ	01-14 May 2021
Quezon	GCQ	01-31 May 2021
<i>Lucena City</i>	MGCQ	01-31 May 2021
MIMAROPA		
Oriental Mindoro	MGCQ	01-31 May 2021
Occidental Mindoro	MGCQ	01-31 May 2021
Marinduque	MGCQ	01-31 May 2021
Romblon	MGCQ	01-31 May 2021
Palawan	MGCQ	01-31 May 2021
<i>Puerto Princesa City</i>	GCQ	01-31 May 2021
Region V		
Albay	MGCQ	01-31 May 2021
Camarines Norte	MGCQ	01-31 May 2021
Camarines Sur	MGCQ	01-31 May 2021
<i>Naga City</i>	MGCQ	01-31 May 2021
Catanduanes	MGCQ	01-31 May 2021
Masbate	MGCQ	01-31 May 2021
Sosorgon	MGCQ	01-31 May 2021
Region VI		
Aklan	MGCQ	01-31 May 2021
Antique	MGCQ	01-31 May 2021
Capiz	MGCQ	01-31 May 2021
Guimaras	MGCQ	01-31 May 2021
Iloilo	MGCQ	01-31 May 2021
<i>Iloilo City</i>	MGCQ	01-31 May 2021
Negros Occidental	MGCQ	01-31 May 2021
<i>Bacolod City</i>	MGCQ	01-31 May 2021
Region VII		
Bohol	MGCQ	01-31 May 2021
Cebu	MGCQ	01-31 May 2021
<i>Cebu City</i>	MGCQ	01-31 May 2021
<i>Lapulapu City</i>	MGCQ	01-31 May 2021
<i>Mandaue City</i>	MGCQ	01-31 May 2021
Negros Oriental	MGCQ	01-31 May 2021
Siquijor	MGCQ	01-31 May 2021
Region VIII		
Leyte	MGCQ	01-31 May 2021
<i>Tacloban City</i>	GCQ	01-31 May 2021

Southern Leyte	MGCQ	01-31 May 2021
Biliran	MGCQ	01-31 May 2021
Samar	MGCQ	01-31 May 2021
Eastern Samar	MGCQ	01-31 May 2021
Northern Samar	MGCQ	01-31 May 2021
<i>Ormoc City</i>	MGCQ	01-31 May 2021
Region IX		
Zamboanga Del Norte	MGCQ	01-31 May 2021
Zamboanga Del Sur	MGCQ	01-31 May 2021
Zamboanga Sibugay	MGCQ	01-31 May 2021
<i>Zamboanga City</i>	MGCQ	01-31 May 2021
Region X		
Bukidnon	MGCQ	01-31 May 2021
Camiguin	MGCQ	01-31 May 2021
Lanao del Norte	MGCQ	01-31 May 2021
<i>Iligan City</i>	GCQ	01-31 May 2021
Misamis Occidental	MGCQ	01-31 May 2021
Misamis Oriental	MGCQ	01-31 May 2021
<i>Cagayan de Oro City</i>	MGCQ	01-31 May 2021
Region XI		
Davao del Norte	MGCQ	01-31 May 2021
Davao del Sur	MGCQ	01-31 May 2021
<i>Davao City</i>	GCQ	01-31 May 2021
Davao de Oro	MGCQ	01-31 May 2021
Davao Occidental	MGCQ	01-31 May 2021
Davao Oriental	MGCQ	01-31 May 2021
Region XII		
North Cotabato	MGCQ	01-31 May 2021
Sarangani	MGCQ	01-31 May 2021
South Cotabato	MGCQ	01-31 May 2021
Sultan Kudarat	MGCQ	01-31 May 2021
<i>General Santos City</i>	MGCQ	01-31 May 2021
CARAGA		
Agusan del Norte	MGCQ	01-31 May 2021
<i>Butuan City</i>	MGCQ	01-31 May 2021
Agusan del Sur	MGCQ	01-31 May 2021
Surigao del Norte	MGCQ	01-31 May 2021
Surigao del Sur	MGCQ	01-31 May 2021
Dinagat Islands	MGCQ	01-31 May 2021
BARMM		
Maguindanao	MGCQ	01-31 May 2021
<i>Cotabato City</i>	MGCQ	01-31 May 2021
Lanao del Sur	GCQ	01-31 May 2021
Basilan	MGCQ	01-31 May 2021
Sulu	MGCQ	01-31 May 2021
Tawi-Tawi	MGCQ	01-31 May 2021

Source: IATF Resolution No. 113-A series of 2021 issued on 29 April 2021



Task Group on Management of Returning Overseas Filipinos

Summary Report

May 4, 2021

TOTAL ARRIVAL OF ROFs
1,070,788

	LAND-BASED	506,201
	SEA-BASED	364,910
	NON-OFWs	196,322
	DECEASED OFs	3,355

HATID PROBINSYA
TOTAL ASSISTED ROFs: 597,987

	AIR	276,378
	SEA	91,099
	LAND	230,510

TOTAL of ROFs TESTED THRU RT-PCR
 (9 May 2020 - 31 Jan. 2021)

810,139

TOTAL of ROFs TESTED on the 6TH DAY SWABBING OPERATIONS
 (01 Feb. - 2 May 2021)

212,526

ASSISTANCES
 TOTAL of ROFs WERE PROVIDED

833,221

HEALTH STATUS of ROFs

	QUARANTINE FACILITY	13
	CONFIRMED POSITIVE	16,928
	ADMITTED	372
	RECOVERED	16,541
	DEATHS	15
	RED FLAGGED COUNTRIES	36



Task Group on Management of Returning Overseas Filipinos

TG-MROF Daily Operational Report as of 4 May 2021

ARRIVALS

ROFs	AIRPORT, TOTAL ARRIVAL OF ROFs: 1,011,693											GRAND TOTAL ARRIVAL OF ROFs	
	NAIA ^[1]						CLARK INTL. AIRPORT ^[1]		MACTAN-CEBU INTL AIRPORT ^[1]				
	T1 (23 Apr 2020 - 2 May 2021)		T2 (23 Apr 2020 - 2 May 2021)		T3 (08 July 2020 - 2 May 2021)		(05 June 2020 - 2 May 2021)		(28 June 2020 - 2 May 2021)				
	Now	Cumulative	Now	Cumulative	Now	Cumulative	Now	Cumulative	Now	Cumulative	Now		
SUBTOTAL	269	238,848	969	351,772	457	246,800	586	107,132	773	67,141	3,057	1,070,788	
OFWs	152	201,291	642	263,585	361	199,852	507	98,203	535	52,440	2,197	871,111	
Land-Based	100	132,125	416	194,207	253	112,687	303	48,424	155	18,758	1,227	506,201	
Sea-Based	52	69,166	226	69,378	108	87,165	204	49,779	380	33,682	970	364,910	
NON-OFWs	117	37,557	327	88,187	96	46,948	79	8,929	238	14,701	857	196,322	
Deceased OFs ^[3]			3	3,355							3	3,355	

ROFs	SEAPORT, TOTAL ARRIVAL OF ROFs: 55,740											
	MANILA ^[2]		CEBU ^[2]		SUBIC ^[2]		BATAAN ^[2]		TAWI-TAWI / ZAMBOANGA ^[4]		DAVAO ^[2]	
	Now	Cumulative	Now	Cumulative	Now	Cumulative	Now	Cumulative	Now	Cumulative	Now	Cumulative
SUBTOTAL	0	51,126	0	292	0	584	0	777	0	2,953	0	8
OFWs	0	51,126	0	292	0	584	0	777	0	2,953	0	8
Sea-Based	0	51,126	0	292	0	584	0	777	0	2,953	0	8

Sources: 1) OSS Report as of 2 May 2021, 2) BOQ Report No. 348 as of 3 May 2021, 3) BOQ Report No. 291 re Deceased OFs as of 3 May 2021, and 4) OCD BARM as of 17 April 2021 (8th batch of REFs arrived on 17 April 2021, 2020).

TESTING (9 May 2020 - 31 January 2021)

ROFs	AIRPORTS						GRAND TOTAL OF TESTED ROFs
	NAIA ^[1]			CLARK INTL AIRPORT ^[1]	MACTAN-CEBU INTL AIRPORT ^[1]		
	T1	T2	T3				
	Cumulative	Cumulative	Cumulative	Cumulative	Cumulative		
SUBTOTAL	193,297	270,090	186,044	67,026	42,925	810,139	
RT-PCR (Viral Test)							
Conducted by PCG	170,310	210,044	161,860	67,026	42,925	702,922	
Arranged by LMA	2,256	2,011	0	0	0	4,267	
Arranged by Marikina LGU	20	27	44	0	0	91	
Arranged by Pampanga LGU	907	1,747	592	0	0	3,246	
Conducted by PAGSS / PADL	19,804	0	23,548	0	0	43,352	
Conducted by PAL / Detoxicare	0	56,261	0	0	0	56,261	
ROFs	SEAPORTS						
	MANILA ^[2]	CEBU ^[2]	SUBIC ^[2]	BATAAN ^[2]	TAWI-TAWI / ZAMBOANGA	DAVAO ^[2]	
	Cumulative	Cumulative	Cumulative	Cumulative	Cumulative	Cumulative	
SUBTOTAL	47,509	119	438	697	1,986	8	
RT-PCR (Viral Test)							
Conducted by PCG	47,509	119	438	697	1,986	8	

Sources: 1) OSS Report as of 31 January 2021, and 2) BOQ Report No. 258 as of 2 February 2021.
 Note: Figures from previous reports may differ due to data verification process.

6TH DAY SWABBING OPERATIONS (01 February - 2 May 2021)

Agency	AIRPORTS			GRAND TOTAL OF TESTED ROFs	
	NAIA	CLARK	CEBU		
	Now	Now	Now	Now	Cumulative
SUBTOTAL	1,179	141	0	1,320	212,526
RT-PCR (Viral Test)					
PCG	1,011	0	0	1,011	141,221
BOQ	0	141	0	141	22,073
DETOXICARE	168	0	0	168	17,557
PADL	TBC	TBC	0	0	20,327
PRIMECARE	0	0	0	0	11,348

Sources: 1) OSS Report as of 2 May 2021.

Note: Figures from previous reports may differ due to data verification process.



Task Group on Management of Returning Overseas Filipinos

TG-MROF Daily Report as of 4 May 2021

QUARANTINE

ROFs in TREATMENT AND MONITORING FACILITIES									ROFs in ACCOMMODATION ESTABLISHMENTS (AEs)	
No. of QFs	Confirmed Positive		Admitted		Recovered		Deaths		No. of AEs	NON-OFWs
	Now	Cumulative	Now	Total	Now	Cumulative	Now	Cumulative		
13	25	16,928	15	372	10	16,541	0	15	2	243

Sources: 1) BOQ report No. 348 as of 3 May 2021

Note: Figures from previous reports may differ due data verification process

Balik Probinsya

ROFs Assisted thru their destination	Mode of Transportation			GRAND TOTAL
	Air (NAIA T2)[1]	Land (PITX)[2]	Sea (N.HARBOR)[3]	
	Cumulative	Cumulative	Cumulative	Cumulative
	276,378	230,510	91,099	597,987

Sources: 1) OSS Report as of 15 April 2021, 2) PITX Report (Uwian Na Program) as of 2 May 2021, and 3) DOTR (Halid Tulong Program) Report as of 24 April 2021

*Data starting from June 2 includes LSI and APOR.

Note: Figures from previous reports may differ due data verification process.

ASSISTANCE

	TOTAL ROFS ASSISTED
KINDS	833,221
Hatid - Sundo <i>(Free transportation from ports to hotel and vice-versa)</i>	269,495
OFW Kalinga <i>(Free food and accommodation to stranded OFW returnees)</i>	537,136
Tulong Marino <i>(Free food packs for locally stranded seafarers)</i>	7,123
Assistance to stranded OFWs in the Regions <i>(Provided with food, accommodation and transportation)</i>	19,467

Source: OWWA Monitoring Reports as of 25 April 2021

Remains of DECEASED OFs

COUNTRY OF REGION			CAUSE OF DEATH	
COUNTRY	NOW	CUMULATIVE		CUMULATIVE
TOTAL	3	3,355		3,355
Saudi Arabia	0	798	COVID-19	454
USA	0	287	NON-COVID-19	2,901
United Arab Emirates	0	149		
Qatar	0	67		
Kuwait	0	51		
Others	3	2,003		

Source: BOQ Report No. 291 re Deceased OFs as of 3 May 2021

Note: Figures from previous reports may differ due data verification process.

Returning Filipinos from SABAH

Total No of Filipinos from Sabah for Transfer (per letter from Sabah dated 09 June 2020)	Total No of Filipinos from Sabah Transferred (as of 17 April 2021)	Remaining No of Filipinos in Sabah for Transfer (as of 17 April 2021)
5,300	2,953	2,347

BATCH	DATE OF TRANSFER	TOTAL NO. OF RETURNEES
First Batch	July 03, 2020	394
Second Batch	July 28, 2020	390
Third Batch	August 12, 2020	400
Fourth Batch	August 27, 2020	379
Fifth Batch	September 23, 2020	400
Sixth Batch	March 06, 2021	316
Seventh Batch	March 07, 2021	316
Eighth Batch	April 17, 2021	358
	Total	2,953

Source: OCD BARMM as of 17 April 2021 (8th batch of REFs arrived on 17 April 2020)

Note: Figures from previous reports may differ due data verification process.

Red Flagged Countries

Country	Period	Country	Period		
Australia	Dec. 29, 2020- Jan. 31, 2021	Pakistan	Dec. 29, 2020- Jan. 31, 2021		
Canada		Jamaica			
Denmark		Luxembourg			
France		Oman			
Germany		PR China			
Hongkong		USA			
Iceland		Singapore			
Ireland		Brazil			
Israel		Finland			
Italy		India			
Japan	January 8-31, 2021	Jordan	January 10-31, 2021		
Lebanon		Norway			
Netherlands		Portugal			
South Korea		Austria			
South Africa		UK			
Spain		UAE			
Sweden		Hungary			
Switzerland		India			
		January 17-31, 2021			Dec. 22, 2020-Jan. 31, 2021
		January 29, 2021 - May 14, 2021			

Source: Memo from the E.S. OP dated Jan 5, 8, 12 and 15 2021 and WATF Resolution No. 112, s. 2021 27 April 2021

Prepared by:

MS. ARIANNE JEWEL G PEROLA
 Duty Staff

Reviewed by:

MR. MARVIN T MANZANO
 Officer, TG MROF Coordination Center

Approved by:

DIR. BERNARDO RAFAELITO R ALDIANDRO IV, CESO IV
 Head, TG MROF Coordination Center

Republic of the Philippines
Inter-Agency Task Force
FOR THE MANAGEMENT OF EMERGENCY INFECTIOUS DISEASE
NATIONAL TASK FORCE COVID-19

Task Group on Management of Returning Overseas Filipinos

NARRATIVE REPORT

4 May 2021

ACTIONS TAKEN: Management of Returning Overseas Filipinos (MROF)

The Task Group on Management of Returning Overseas Filipinos (TG-MROF) was created by the National Incident Command-National Task Force COVID 19 to solely cater to the medical and social needs of Returning Overseas Filipinos (ROFs). The TG-MROF in coordination with various government agencies, private entities, and other task groups created to respond with the prevailing crisis, regional task units, and local government agencies that are task to facilitate the safe return of the ROFs back to their home provinces.

Members: DND, DOTr, DOLE, DILG, DFA, DOT, DSWD, DOH, OCD, OWWA, BOQ, CAAP, MARINA, PCG, PNP and AFP

ARRIVALS: As of 2 May 2021, a total of 1,070,788 Returning Overseas Filipinos (ROFs) arrived at the NAIA Terminals 1, 2, and 3, Clark International Airport, Mactan-Cebu International Airport, South Harbor, Subic, Bataan, and Zamboanga Port. Of which, 506,201 are land-based OFWs, 364,910 are sea-based OFWs and 196,322 are Non-OFWs.

A total of 3,355 deceased ROFs had arrived in the country from 01 July 2020 – 3 May 2021. Of which, 454 died due to COVID-19.

TESTING: From May 9, 2020 to 31 January 2021, a total of 810,134 ROFs were tested thru RT-PCR.

6TH DAY OF SWABBING: As of 2 May 2021, a total of 212,526 Returning Overseas Filipinos (ROFs) were tested thru RT-PCR on the 6th day of their quarantine period. Of which, 141,221 were tested by PCG, 22,073 were tested by BOQ, 17,557 were tested by Detoxicare, 20,327 were tested by PADL, and 11,348 were tested by PrimeCare.

QUARANTINE: As of 3 May 2021, a total of 16,928 ROFs were confirmed positive with COVID-19. Of which, 372 are admitted at 13 quarantine facilities, 16,541 were able to recover and 15 died.

As of 31 December 2020, a total of 243 Non-OFWs under quarantine in 2 Accommodation Establishments (AEs) in Batangas.

DEPARTURES: As of 2 May 2021, TG-MROF was able to assist 597,987 ROFs back to their home provinces. Of which, 230,510 were assisted by land, 276,378 by air, and 91,099 by sea.

ASSISTANCE: As of 25 April 2021, a total of 833,221 OFWs were assisted thru OWWA. Of which, 269,495 were assisted through the "Hatid-sundo" Program, 537,136 through the "OFW Kalinga" Program, 7,123 were assisted through the "Tulong Marino" Program and 19,467 assistances to stranded OFWs in the region.

RETURNING FILIPINOS (REFs) from SABAH: As of 17 April 2021, a total of 2,953 REFs from Sabah arrived in the country and were assisted to go back in their home provinces.

TRAVEL BANNED COUNTRIES: As of 29 April 2021, Philippines bans entry by foreign nationals from 36 countries due to concerns over COVID-19 variant.

Prepared by:


MS. ARIANNE JEWEL G. PEROLA
Duty Staff

Reviewed by:


MR MARVIN T. MANZANO
Officer, TG MROF Coordination Center

Approved by:


DIR. BERNARDO RAFAELITO R. ALEJANDRO IV, CESO IV
Head, TG MROF Coordination Center