



REPUBLIC OF THE PHILIPPINES  
**NATIONAL DISASTER RISK REDUCTION AND MANAGEMENT COUNCIL**

National Disaster Risk Reduction and Management Center, Camp Aguinaldo, Quezon City, Philippines

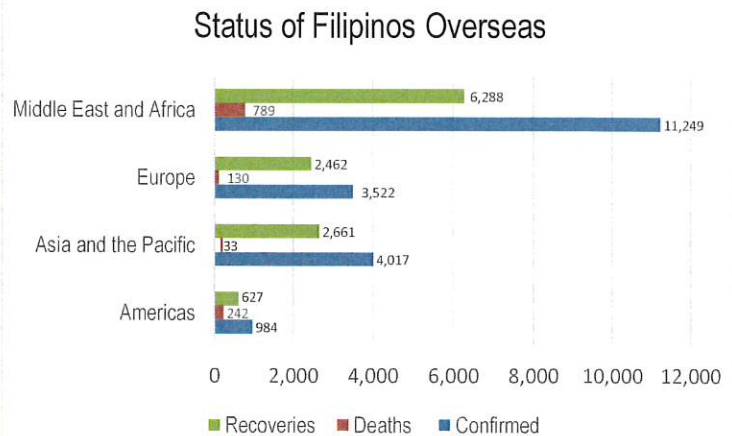
NATIONAL TASK FORCE  
**CORONAVIRUS DISEASE-2019**  
**SITUATIONAL REPORT NO. 428**

Issued on 1200H, 3 June 2021  
 Report Coverage: 2 June 2021

**GLOBAL SITUATION**



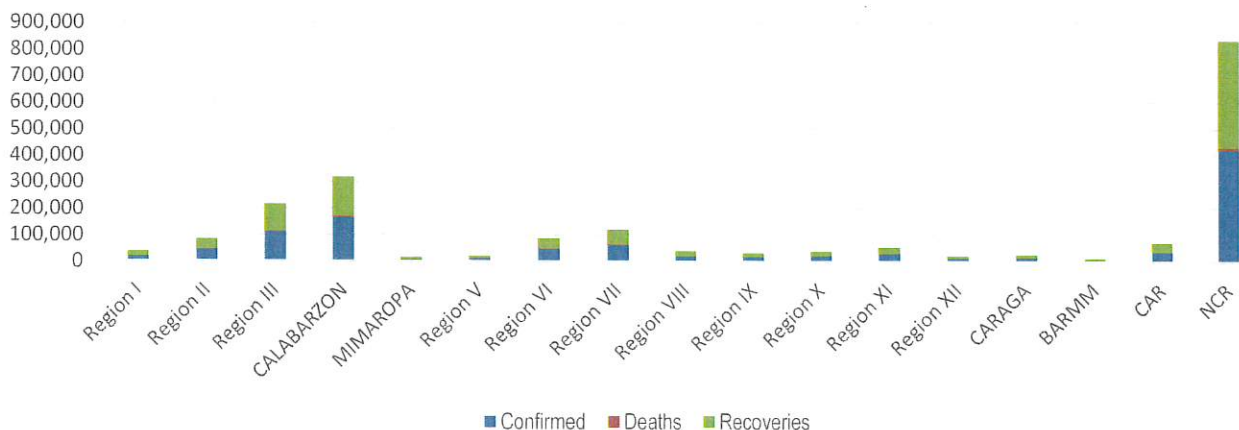
Source: WHO as of 03 June 2021



**PHILIPPINE SITUATION**

|              | TOTAL            | NEW     | REMARKS                         |
|--------------|------------------|---------|---------------------------------|
| TOTAL CASES  | <b>1,247,899</b> | + 7,217 |                                 |
| ACTIVE CASES | <b>55,790</b>    | -       | <b>4.5%</b> Positivity Rate     |
| DEATHS       | <b>21,357</b>    | + 199   | <b>1.71%</b> Case Fatality Rate |
| RECOVERIES   | <b>1,170,752</b> | + 3,483 | <b>93.8%</b> Case Recovery Rate |

Summary of Cases per Region

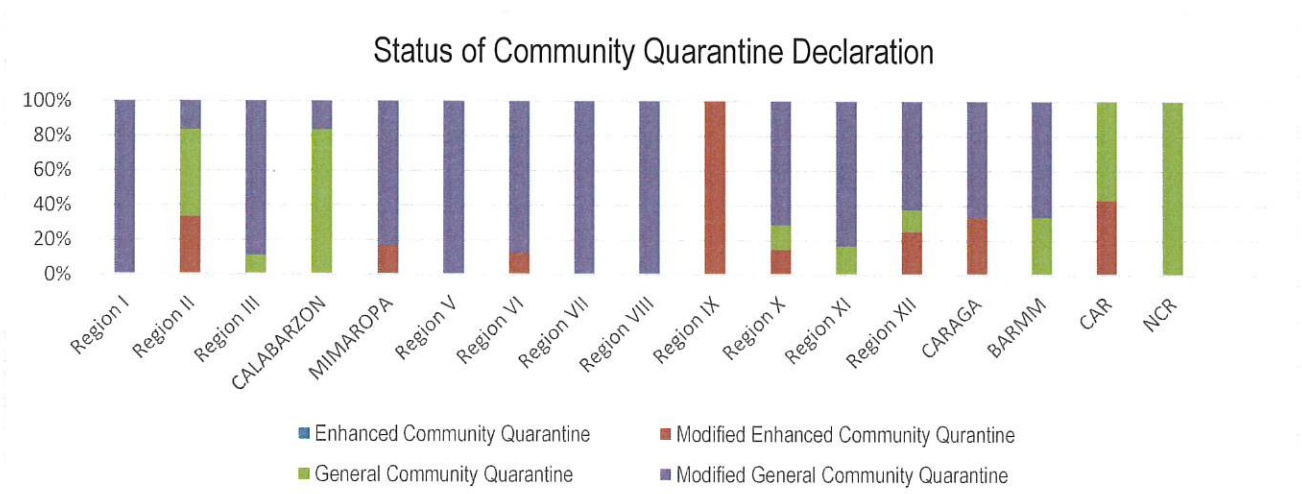


# P-D-I-T-R STRATEGY

With reference to the National Action Plan (NAP) for COVID-19, the National Task Force is intensifying efforts to PREVENT the spread of the COVID-19, TEST individuals, and communities, ISOLATE those that are identified to be confirmed cases, TREAT and provide with appropriate health care, and REINTEGRATE them back to the community.

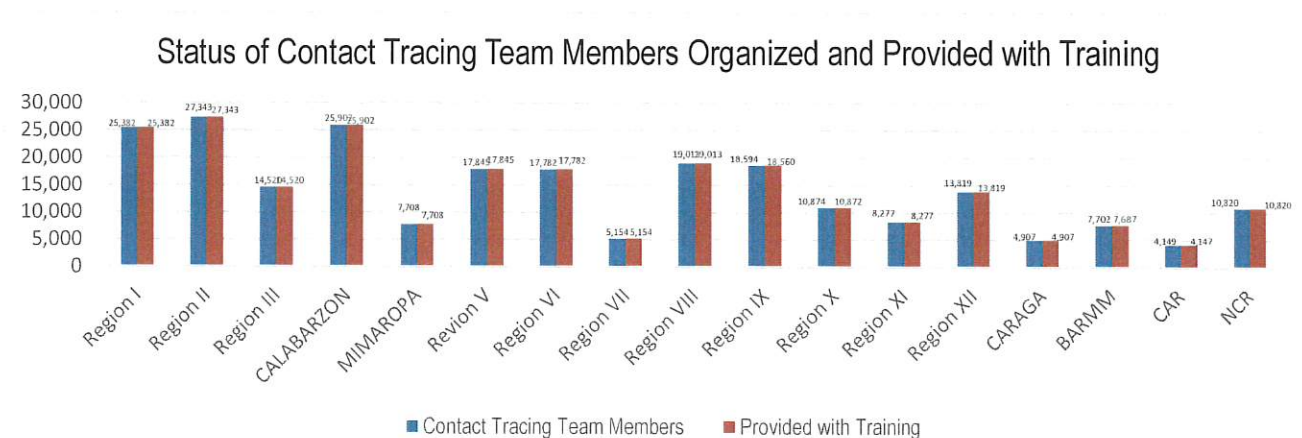
## PREVENT

PREVENT enables to change mindsets and behaviors to advocate for shared responsibility in ensuring compliance to minimum public health standards and protocols and address stigma and division in the communities, workplaces, schools. To implement the PREVENT strategy, community quarantine declarations are made in various localities, enforcing stricter regulations and disease preventive measures particular for areas with high cases. The status of community quarantine declarations is summarized as follows:



## DETECT

DETECT entails active screening of those presenting with signs and symptoms of COVID-19 in the community as well as other disease surveillance activities. For this purpose, contact tracing teams have been organized and provided with appropriate training. Summary is as follows:



Source: Department of the Interior and Local Government (DILG) as of 30 April 2021

The overall results of contact tracing are summarized as follows:

# 1:6

Case: Close Contacts Ratio

# 86%

Contact Tracing Done for All Close  
Contacts of Confirmed Cases

# 3,824,516

Contacts Profiled

Source: DILG as of 1 June 2021

Also, part of DETECT strategy is the enhancement of the COVID-19 testing capacities of the country. For this purpose, testing laboratories are setup and provided with appropriate licensing. The summary is as follows:

|  |  |
|--|--|
| <b>252</b>                                 | <b>43</b>  |
| Licensed RT-PCR and GeneXpert Laboratories | Laboratories with Ongoing Licensing Applications |

The overall testing results is summarized as follows:

|                           | TOTAL             | NEW      |
|---------------------------|-------------------|----------|
| TESTS CONDUCTED           | <b>13,560,797</b> | + 50,938 |
| UNIQUE INDIVIDUALS TESTED | <b>12,732,220</b> | + 46,388 |
| POSITIVITY RATE           | <b>13.92%</b>     |          |
| BACKLOGS                  | <b>382</b>        |          |

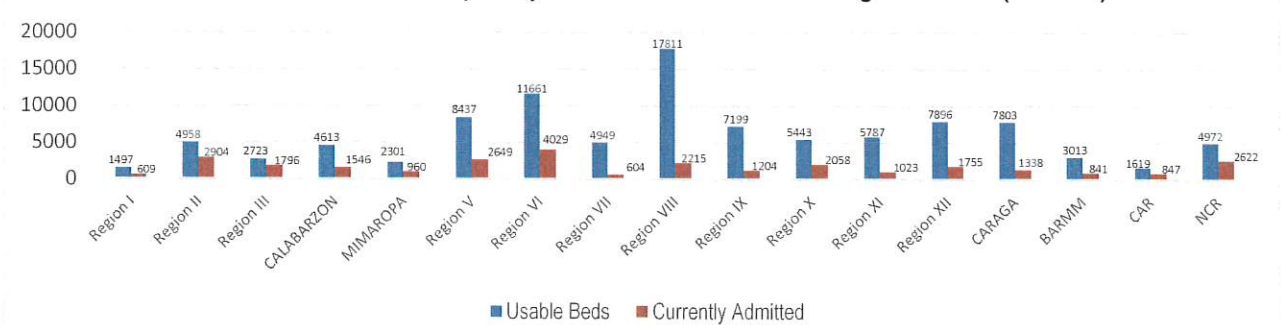
To aid in the testing efforts, Mega Swabbing Sites have been established. The outputs of the Mega Swabbing Sites are as follows:

|                         | TOTAL          | NEW |
|-------------------------|----------------|-----|
| ACT MOBILE TEAM         | <b>287,657</b> |     |
| MOA ARENA               | <b>293,204</b> |     |
| NINOY AQUINO STADIUM    | <b>278,971</b> |     |
| PHILIPPINE SPORTS ARENA | <b>418,344</b> |     |

## ISOLATE

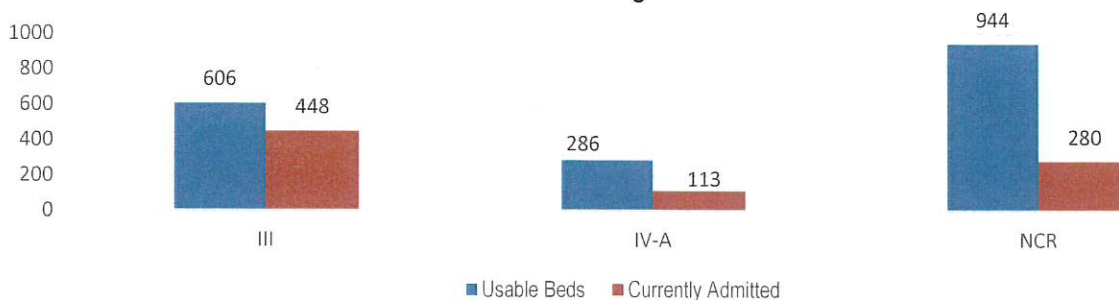
Isolate involves implementation of measures to separate those identified as exposed and confirmed cases and provide medical interventions to further prevent the spread of the disease. This strategy involves setting up of Temporary Treatment and Monitoring Facilities (TTMFs). The summary of TTMFs established is as follows:

Status of Beds for Temporary Treatment and Monitoring Facilities (TTMFs)



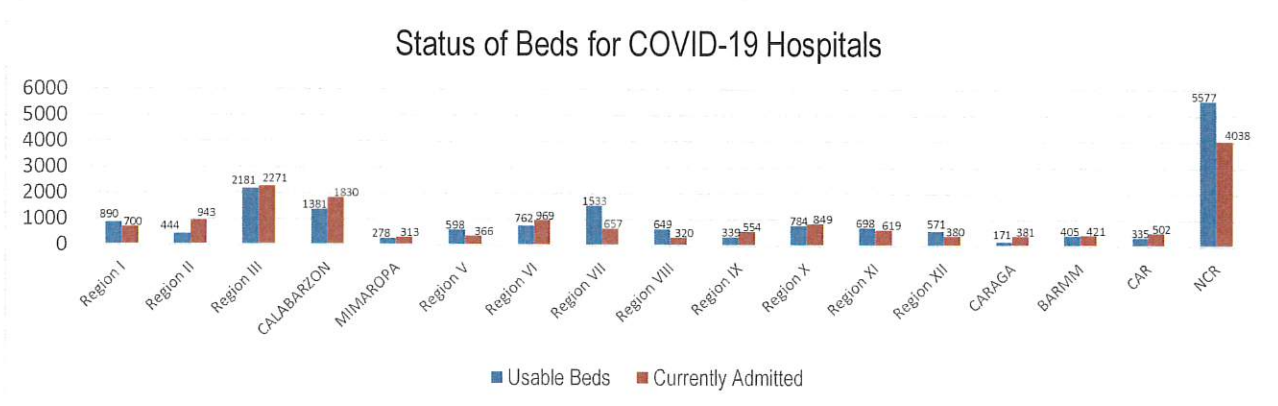
Aside from the TTMFs, Mega LIGTAS facilities have also been established. The summary of occupancies for the Mega LIGTAS facilities is as follows:

Status of Beds for Mega LIGTAS facilities



# TREAT

For the TREAT strategy, One Hospital Command has been established to facilitate a centralized referral system. Further, wards, isolation, and intensive care units are in operation to provide treatment services for COVID-19 positives. The occupancy rate for all beds dedicated to COVID-19 (Ward, Isolation, Intensive Care) among reporting hospitals is summarized as follows.



## PROCUREMENT AND DONATIONS

In terms of resources, the following is the summary of total domestic donations, international donations received by the Philippine government as well as the total procured personal protective equipment (PPE) distributed.




## MANAGEMENT OF RETURNING OVERSEAS FILIPINOS

Returning Overseas Filipinos are provided with assistance by facilitating their arrival from different points of origin abroad until their return to their respective homes, and attend to their medical and social needs, in order to give them comfort, ensure their safety, and prevent the spread of COVID-19. The following is the summary of ROFs



**For the Chairperson, NDRRMC:**

  
**UNDERSECRETARY RICARDO B JALAD**  
 Executive Director, NDRRMC and  
 Administrator, OCD

**REFERENCES:** Reports from  
 World Health Organization  
 Office of Civil Defense  
 Department of Health  
 Department of the Interior and Local Government  
 Department of Public Works and Highways  
 Department of Foreign Affairs

**ANNEXES:**  
 Community Quarantine Declaration per Region  
 Breakdown of Returning Overseas Filipinos

**NOTE:**  
 Other reports are available upon request

**Community Quarantine Declaration per LGU**  
As of 02 June 2021

| PROVINCE/ CHARTERED CITY / MUNICIPALITY | COMMUNITY QUARANTINE DECLARATION (ECQ, MECQ, GCQ, MGCQ) | EFFECTIVITY DATE |
|---|---|------------------|
| <b>NCR</b>                              |   |                  |
| <i>Caloocan</i>                         | GCQ   | 01-15 June 2021  |
| <i>Malabon</i>                          | GCQ   | 01-15 June 2021  |
| <i>Navotas</i>                          | GCQ   | 01-15 June 2021  |
| <i>Valenzuela</i>                       | GCQ   | 01-15 June 2021  |
| <i>Pasig</i>                            | GCQ   | 01-15 June 2021  |
| <i>Pateros</i>                          | GCQ   | 01-15 June 2021  |
| <i>Marikina</i>                         | GCQ   | 01-15 June 2021  |
| <i>Taguig</i>                           | GCQ   | 01-15 June 2021  |
| <i>Quezon City</i>                      | GCQ   | 01-15 June 2021  |
| <i>Manila</i>                           | GCQ   | 01-15 June 2021  |
| <i>Makati</i>                           | GCQ   | 01-15 June 2021  |
| <i>Mandaluyong</i>                      | GCQ   | 01-15 June 2021  |
| <i>San Juan</i>                         | GCQ   | 01-15 June 2021  |
| <i>Muntinlupa</i>                       | GCQ   | 01-15 June 2021  |
| <i>Paranaque</i>                        | GCQ   | 01-15 June 2021  |
| <i>Las Pinas</i>                        | GCQ   | 01-15 June 2021  |
| <i>Pasay</i>                            | GCQ   | 01-15 June 2021  |
| <b>CAR</b>                              |   |                  |
| <b>Abra</b>                             | GCQ   | 01-30 June 2021  |
| <b>Apayao</b>                           | MECQ  | 01-15 June 2021  |
| <b>Benguet</b>                          | MECQ  | 01-15 June 2021  |
| <b>Ifugao</b>                           | MECQ  | 01-15 June 2021  |
| <b>Kalinga</b>                          | GCQ   | 01-30 June 2021  |
| <b>Mt. Province</b>                     | GCQ   | 01-30 June 2021  |
| <i>Baguio City</i>                      | GCQ   | 01-30 June 2021  |
| <b>Region I</b>                         |   |                  |
| <b>La Union</b>                         | MGCQ  | 01-30 June 2021  |
| <b>Pangasinan</b>                       | MGCQ  | 01-30 June 2021  |
| <b>Ilocos Sur</b>                       | MGCQ  | 01-30 June 2021  |
| <b>Ilocos Norte</b>                     | MGCQ  | 01-30 June 2021  |
| <i>Dagupan City</i>                     | MGCQ  | 01-30 June 2021  |
| <b>Region II</b>                        |   |                  |
| <b>Batanes</b>                          | MGCQ  | 01-30 June 2021  |
| <b>Cagayan</b>                          | MECQ  | 01-15 June 2021  |
| <b>Isabela</b>                          | GCQ   | 01-30 June 2021  |
| <i>Santiago City</i>                    | MECQ  | 01-15 June 2021  |
| <b>Quirino</b>                          | GCQ   | 01-30 June 2021  |
| <b>Nueva Vizcaya</b>                    | GCQ   | 01-30 June 2021  |
| <b>Region III</b>                       |   |                  |
| <b>Aurora</b>                           | MGCQ  | 01-30 June 2021  |
| <b>Bataan</b>                           | MGCQ  | 01-30 June 2021  |
| <b>Bulacan</b>                          | GCQ   | 01-15 June 2021  |
| <b>Nueva Ecija</b>                      | MGCQ  | 01-30 June 2021  |
| <b>Pampanga</b>                         | MGCQ  | 01-30 June 2021  |
| <b>Tarlac</b>                           | MGCQ  | 01-30 June 2021  |
| <b>Zambales</b>                         | MGCQ  | 01-30 June 2021  |
| <i>Angeles City</i>                     | MGCQ  | 01-30 June 2021  |
| <i>Olongapo City</i>                    | MGCQ  | 01-30 June 2021  |

| PROVINCE/ CHARTERED CITY / MUNICIPALITY | COMMUNITY QUARANTINE DECLARATION (ECQ, MECQ, GCQ, MGCQ) | EFFECTIVITY DATE |
|---|---|------------------|
| <b>CALABARZON</b>                       |   |                  |
| Cavite                                  | GCQ   | 01-15 June 2021  |
| Laguna                                  | GCQ   | 01-15 June 2021  |
| Batangas                                | GCQ   | 01-30 June 2021  |
| Rizal                                   | GCQ   | 01-15 June 2021  |
| Quezon                                  | GCQ   | 01-30 June 2021  |
| <i>Lucena City</i>                      | MGCQ  | 01-30 June 2021  |
| <b>MIMAROPA</b>                         |   |                  |
| Oriental Mindoro                        | MGCQ  | 01-30 June 2021  |
| Occidental Mindoro                      | MGCQ  | 01-30 June 2021  |
| Marinduque                              | MGCQ  | 01-30 June 2021  |
| Romblon                                 | MGCQ  | 01-30 June 2021  |
| Palawan                                 | MGCQ  | 01-30 June 2021  |
| <i>Puerto Princesa City</i>             | MECQ  | 01-15 June 2021  |
| <b>Region V</b>                         |   |                  |
| Albay                                   | MGCQ  | 01-30 June 2021  |
| Camarines Norte                         | MGCQ  | 01-30 June 2021  |
| Camarines Sur                           | MGCQ  | 01-30 June 2021  |
| <i>Naga City</i>                        | MGCQ  | 01-30 June 2021  |
| Catanduanes                             | MGCQ  | 01-30 June 2021  |
| Masbate                                 | MGCQ  | 01-30 June 2021  |
| Sosorgon                                | MGCQ  | 01-30 June 2021  |
| <b>Region VI</b>                        |   |                  |
| Aklan                                   | MGCQ  | 01-30 June 2021  |
| Antique                                 | MGCQ  | 01-30 June 2021  |
| Capiz                                   | MGCQ  | 01-30 June 2021  |
| Guimaras                                | MGCQ  | 01-30 June 2021  |
| Iloilo                                  | MGCQ  | 01-30 June 2021  |
| <i>Iloilo City</i>                      | MECQ  | 01-15 June 2021  |
| Negros Occidental                       | MGCQ  | 01-30 June 2021  |
| <i>Bacolod City</i>                     | MGCQ  | 01-30 June 2021  |
| <b>Region VII</b>                       |   |                  |
| Bohol                                   | MGCQ  | 01-30 June 2021  |
| Cebu                                    | MGCQ  | 01-30 June 2021  |
| <i>Cebu City</i>                        | MGCQ  | 01-30 June 2021  |
| <i>Lapulapu City</i>                    | MGCQ  | 01-30 June 2021  |
| <i>Mandaue City</i>                     | MGCQ  | 01-30 June 2021  |
| Negros Oriental                         | MGCQ  | 01-30 June 2021  |
| Siquijor                                | MGCQ  | 01-30 June 2021  |
| <b>Region VIII</b>                      |   |                  |
| Leyte                                   | MGCQ  | 01-30 June 2021  |
| Southern Leyte                          | MGCQ  | 01-30 June 2021  |
| Biliran                                 | MGCQ  | 01-30 June 2021  |
| Samar                                   | MGCQ  | 01-30 June 2021  |
| Eastern Samar                           | MGCQ  | 01-30 June 2021  |
| Northern Samar                          | MGCQ  | 01-30 June 2021  |
| Ormoc City                              | MGCQ  | 01-30 June 2021  |
| <b>Region IX</b>                        |   |                  |
| Zamboanga Del Norte                     | MECQ  | 01-15 June 2021  |
| Zamboanga Del Sur                       | MECQ  | 01-15 June 2021  |

| PROVINCE/ CHARTERED CITY / MUNICIPALITY | COMMUNITY QUARANTINE DECLARATION (ECQ, MECQ, GCQ, MGCQ) | EFFECTIVITY DATE |
|---|---|------------------|
| Zamboanga Sibugay                       | MECQ  | 01-15 June 2021  |
| <i>Zamboanga City</i>                   | MECQ  | 01-15 June 2021  |
| <b>Region X</b>                         |   |                  |
| Bukidnon                                | MGCQ  | 01-30 June 2021  |
| Camiguin                                | MGCQ  | 01-30 June 2021  |
| Lanao del Norte                         | MGCQ  | 01-30 June 2021  |
| <i>Iligan City</i>                      | GCQ   | 01-30 June 2021  |
| Misamis Occidental                      | MGCQ  | 01-30 June 2021  |
| Misamis Oriental                        | MGCQ  | 01-30 June 2021  |
| <i>Cagayan de Oro City</i>              | MECQ  | 01-15 June 2021  |
| <b>Region XI</b>                        |   |                  |
| Davao del Norte                         | MGCQ  | 01-30 June 2021  |
| Davao del Sur                           | MGCQ  | 01-30 June 2021  |
| <i>Davao City</i>                       | GCQ   | 01-30 June 2021  |
| Davao de Oro                            | MGCQ  | 01-30 June 2021  |
| Davao Occidental                        | MGCQ  | 01-30 June 2021  |
| Davao Oriental                          | MGCQ  | 01-30 June 2021  |
| <b>Region XII</b>                       |   |                  |
| General Santos City                     | MGCQ  | 01-30 June 2021  |
| North Cotabato                          | MGCQ  | 01-30 June 2021  |
| Sarangani                               | MGCQ  | 01-30 June 2021  |
| South Cotabato                          | MGCQ  | 01-30 June 2021  |
| Sultan Kudarat                          | MGCQ  | 01-30 June 2021  |
| <b>CARAGA</b>                           |   |                  |
| Agusan del Norte                        | MGCQ  | 01-30 June 2021  |
| <i>Butuan City</i>                      | MECQ  | 01-15 June 2021  |
| Agusan del Sur                          | MECQ  | 01-15 June 2021  |
| Surigao del Norte                       | MGCQ  | 01-30 June 2021  |
| Surigao del Sur                         | MGCQ  | 01-30 June 2021  |
| Dinagat Islands                         | MGCQ  | 01-30 June 2021  |
| <b>BARMM</b>                            |   |                  |
| Maguindanao                             | MGCQ  | 01-30 June 2021  |
| <i>Cotabato City</i>                    | GCQ   | 01-30 June 2021  |
| Lanao del Sur                           | GCQ   | 01-30 June 2021  |
| Basilan                                 | MGCQ  | 01-30 June 2021  |
| Sulu                                    | MGCQ  | 01-30 June 2021  |
| Tawi-Tawi                               | MGCQ  | 01-30 June 2021  |

Source: IATF Resolution No. 118-A issued on 31 May 2021

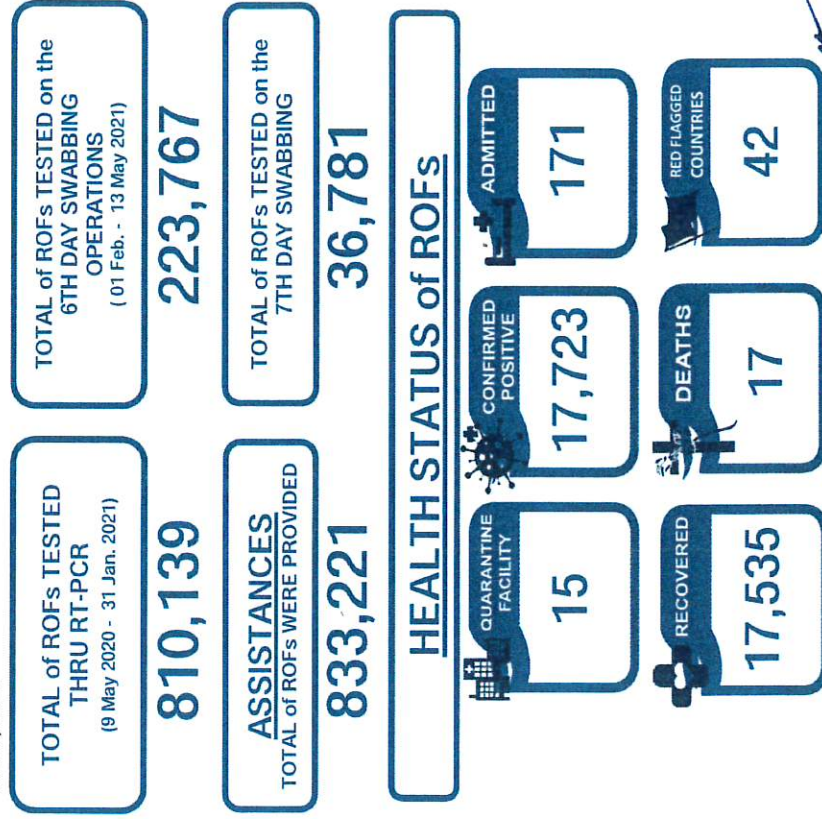
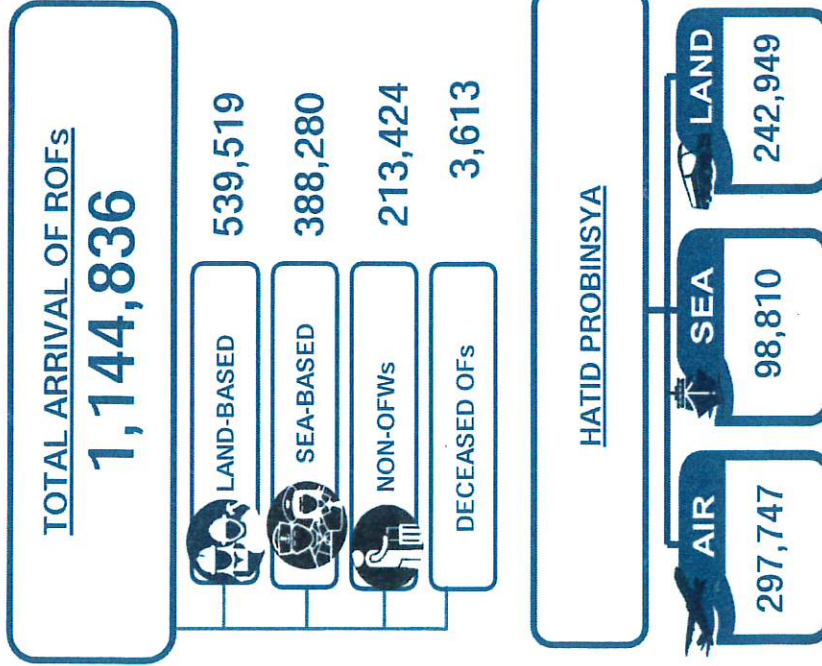


Republic of the Philippines  
 INTER-AGENCY TASK FORCE  
 FOR THE MANAGEMENT OF EMERGING INFECTIOUS DISEASE  
 NATIONAL TASK FORCE - COVID 19



## Task Group on Management of Returning Overseas Filipinos

Summary Report  
 June 1, 2021







Republic of the Philippines  
 INTER-AGENCY TASK FORCE  
 FOR THE MANAGEMENT OF EMERGING INFECTIOUS DISEASE  
 NATIONAL TASK FORCE COVID19



Task Group on Management of Returning Overseas Filipinos

TG-MROF Daily Operational Report as of 1 June 2021

ARRIVALS

| ROFs                         | AIRPORT, TOTAL ARRIVAL OF ROFs: 1,084,126 |                |                                |                |                                 |                |                                    |                |          |               |   |                  |                             |            |
|------------------------------|---|----------------|--------------------------------|----------------|---------------------------------|----------------|------------------------------------|----------------|----------|---------------|---|------------------|-----------------------------|------------|
|                              | NAIA <sup>(1)</sup>                       |                |                                |                |                                 |                | CLARK INTL. AIRPORT <sup>(1)</sup> |                |          |               | MACTAN-CEBU INTL AIRPORT <sup>(1)</sup> |                  | GRAND TOTAL ARRIVAL OF ROFs |            |
|                              | T1 (23 Apr 2020 - 30 May 2021)            |                | T2 (23 Apr 2020 - 30 May 2021) |                | T3 (08 July 2020 - 30 May 2021) |                | (05 June 2020 - 30 May 2021)       |                |          |               | (28 June 2020 - 30 May 2021)            |                  | Now                         | Cumulative |
|                              | Now                                       | Cumulative     | Now                            | Cumulative     | Now                             | Cumulative     | Now                                | Cumulative     | Now      | Cumulative    | Now                                     | Cumulative       |                             |            |
| <b>SUBTOTAL</b>              | <b>742</b>                                | <b>256,554</b> | <b>686</b>                     | <b>372,121</b> | <b>601</b>                      | <b>262,943</b> | <b>408</b>                         | <b>116,497</b> | <b>0</b> | <b>76,011</b> | <b>2,811</b>                            | <b>1,144,836</b> |                             |            |
| OPWs                         | 622                                       | 215,754        | 309                            | 276,967        | 511                             | 211,645        | 393                                | 106,889        | 0        | 59,447        | 2,207                                   | 927,799          |                             |            |
| Land-Based                   | 467                                       | 143,622        | 67                             | 203,237        | 260                             | 118,535        | 151                                | 57,776         | 0        | 21,269        | 945                                     | 539,519          |                             |            |
| Sea-Based                    | 155                                       | 72,132         | 242                            | 73,730         | 251                             | 93,090         | 242                                | 24,113         | 0        | 38,178        | 1,262                                   | 388,280          |                             |            |
| NON-OPWs                     | 120                                       | 40,800         | 377                            | 95,154         | 90                              | 51,298         | 15                                 | 9,608          | 0        | 16,564        | 602                                     | 213,424          |                             |            |
| Deceased OPFs <sup>(2)</sup> |   |                | 2                              | 3,613          |                                 |                |                                    |                |          |               | 2                                       | 3,613            |                             |            |

| ROFs            | SEAPORT, TOTAL ARRIVAL OF ROFs: 57,097 |               |                     |            |                      |            |                       |            |                                      |              |                      |            |
|-----------------|--|---------------|---------------------|------------|----------------------|------------|-----------------------|------------|--------------------------------------|--------------|----------------------|------------|
|                 | MANILA <sup>(2)</sup>                  |               | CEBU <sup>(2)</sup> |            | SUBIC <sup>(2)</sup> |            | BATAAN <sup>(2)</sup> |            | TAWI-TAWI / ZAMBOANGA <sup>(2)</sup> |              | DAVAO <sup>(2)</sup> |            |
|                 | Now                                    | Cumulative    | Now                 | Cumulative | Now                  | Cumulative | Now                   | Cumulative | Now                                  | Cumulative   | Now                  | Cumulative |
|                 | Now                                    | Cumulative    | Now                 | Cumulative | Now                  | Cumulative | Now                   | Cumulative | Now                                  | Cumulative   | Now                  | Cumulative |
| <b>SUBTOTAL</b> | <b>372</b>                             | <b>52,288</b> | <b>0</b>            | <b>344</b> | <b>0</b>             | <b>668</b> | <b>0</b>              | <b>804</b> | <b>0</b>                             | <b>2,953</b> | <b>0</b>             | <b>40</b>  |
| OPWs            | 372                                    | 52,288        | 0                   | 344        | 0                    | 668        | 0                     | 804        | 0                                    | 2,953        | 0                    | 40         |
| Sea-Based       | 372                                    | 52,288        | 0                   | 344        | 0                    | 668        | 0                     | 804        | 0                                    | 2,953        | 0                    | 40         |

Sources: (1) OSS Report as of 30 May 2021, (2) BOQ Report No. 37 as of 31 May 2021, (3) BOQ Report No. 219 as of 31 May 2021, and (4) DCT SARUM as of 11 April 2021. Refer also to RRFs covered on 1 April 2021 (1/2021).

TESTING (9 May 2020 - 31 January 2021)

| ROFs                       | AIRPORTS            |                |                |                                   |   | GRAND TOTAL OF TESTED ROFs |
|----------------------------|---------------------|----------------|----------------|-----------------------------------|---|----------------------------|
|                            | NAIA <sup>(1)</sup> |                |                | CLARK INTL AIRPORT <sup>(1)</sup> | MACTAN-CEBU INTL AIRPORT <sup>(1)</sup> |                            |
|                            | T1                  | T2             | T3             | Cumulative                        | Cumulative                              |                            |
|                            | Cumulative          | Cumulative     | Cumulative     | Cumulative                        | Cumulative                              |                            |
| <b>SUBTOTAL</b>            | <b>193,297</b>      | <b>270,090</b> | <b>186,044</b> | <b>67,026</b>                     | <b>42,925</b>                           | <b>810,139</b>             |
| <b>RT-PCR (Viral Test)</b> |                     |                |                |                                   |   |                            |
| Conducted by ECT           | 178,310             | 210,044        | 161,860        | 67,026                            | 42,925                                  | 702,322                    |
| Arranged by LMA            | 2,256               | 2,011          | 0              | 0                                 | 0                                       | 4,267                      |
| Arranged by Marikina LGU   | 20                  | 27             | 44             | 0                                 | 0                                       | 91                         |
| Arranged by Pangasinan LGU | 607                 | 1,747          | 692            | 0                                 | 0                                       | 3,046                      |
| Conducted by PHAGSS / PADL | 19,804              | 0              | 23,548         | 0                                 | 0                                       | 43,352                     |
| Conducted by PAU - Davao   | 0                   | 56,261         | 0              | 0                                 | 0                                       | 56,261                     |

| ROFs                       | SEAPORTS              |                     |                      |                       |                                      |                      |
|----------------------------|-----------------------|---------------------|----------------------|-----------------------|--------------------------------------|----------------------|
|                            | MANILA <sup>(2)</sup> | CEBU <sup>(2)</sup> | SUBIC <sup>(2)</sup> | BATAAN <sup>(2)</sup> | TAWI-TAWI / ZAMBOANGA <sup>(2)</sup> | DAVAO <sup>(2)</sup> |
|                            | Cumulative            | Cumulative          | Cumulative           | Cumulative            | Cumulative                           | Cumulative           |
|                            | Cumulative            | Cumulative          | Cumulative           | Cumulative            | Cumulative                           | Cumulative           |
| <b>SUBTOTAL</b>            | <b>47,509</b>         | <b>119</b>          | <b>438</b>           | <b>697</b>            | <b>1,986</b>                         | <b>8</b>             |
| <b>RT-PCR (Viral Test)</b> |                       |                     |                      |                       |                                      |                      |
| Conducted by PCG           | 47,509                | 119                 | 438                  | 697                   | 1,986                                | 8                    |

Sources: (1) OSS Report as of 31 January 2021, and (2) BOQ Report No. 209 as of 2 February 2021. Note: Figures from previous reports may differ due to data verification process.

6TH DAY SWABBING OPERATIONS

| Agency                     | GRAND TOTAL OF TESTED ROFs |
|----------------------------|----------------------------|
|                            | Cumulative                 |
| <b>SUBTOTAL</b>            | <b>233,767</b>             |
| <b>RT-PCR (Viral Test)</b> |                            |
| PCG                        | 154,815                    |
| BOQ                        | 26,982                     |
| DETOXICARE                 | 19,795                     |
| PADL                       | 22,727                     |
| PRIMECARE                  | 11,348                     |

SWABBING UPON ARRIVAL

| Agency                     | AIRPORT  |            | GRAND TOTAL OF TESTED ROFs |              |
|----------------------------|----------|------------|----------------------------|--------------|
|                            | CEBU     |            | Now                        | Cumulative   |
|                            | Now      | Cumulative | Now                        | Cumulative   |
| <b>SUBTOTAL</b>            | <b>0</b> | <b>0</b>   | <b>0</b>                   | <b>3,397</b> |
| <b>RT-PCR (Viral Test)</b> |          |            |                            |              |
| DOH-RESU 7                 | 0        | 0          | 0                          | 3,397        |

Sources: (1) OSS Report as of 3 May 2021. Note: Figures from previous reports may differ due to data verification process.

7TH DAY SWABBING OPERATIONS (May 14 - 30, 2021)

| Agency                     | AIRPORTS     |            |              |               | GRAND TOTAL OF TESTED ROFs |            |
|----------------------------|--------------|------------|--------------|---------------|----------------------------|------------|
|                            | NAIA         |            | CLARK        |               | Now                        | Cumulative |
|                            | Now          | Cumulative | Now          | Cumulative    | Now                        | Cumulative |
| <b>SUBTOTAL</b>            | <b>2,739</b> | <b>316</b> | <b>3,055</b> | <b>36,781</b> |                            |            |
| <b>RT-PCR (Viral Test)</b> |              |            |              |               |                            |            |
| PCG/GOVT LABS              | 2,466        | 0          | 2,466        | 29,324        |                            |            |
| BOQ CLARK                  | 0            | 316        | 316          | 4,397         |                            |            |
| DETOXICARE                 | 273          | 0          | 273          | 3,651         |                            |            |
| PADL                       | 0            | 0          | 0            | 3,409         |                            |            |

Sources: (1) OSS Report as of 30 May 2021. Note: Figures from previous reports may differ due to data verification process.



Republic of the Philippines  
INTER-AGENCY TASK FORCE  
FOR THE MANAGEMENT OF EMERGING INFECTIOUS DISEASE  
NATIONAL TASK FORCE COVID19



Task Group on Management of Returning Overseas Filipinos

TG-MROF Daily Report as of 1 June 2021

QUARANTINE

| ROFs in TREATMENT AND MONITORING FACILITIES |                    |            |          |       |           |            |        |            |            | ROFs in ACCOMMODATION ESTABLISHMENTS (AEs) |  |
|---|--------------------|------------|----------|-------|-----------|------------|--------|------------|------------|--|--|
| No. of QFs                                  | Confirmed Positive |            | Admitted |       | Recovered |            | Deaths |            | No. of AEs | NON-OFWs                                   |  |
|   | Now                | Cumulative | Now      | Total | Now       | Cumulative | Now    | Cumulative |            |  |  |
| 15  | 23                 | 17,723     | 10       | 171   | 13        | 17,535     | 0      | 17         | 0          | 0  |  |

Source: DSWR Report No. 174 as of 31 May 2021

Note: Figures from this report may differ due to data verification process

Balik Probinsya

| ROFs Assisted thru their destination | Mode of Transportation       |                            |                               | GRAND TOTAL |
|--------------------------------------|------------------------------|----------------------------|-------------------------------|-------------|
|                                      | Air (NAIA T2) <sup>(1)</sup> | Land (PITX) <sup>(2)</sup> | Sea (N.HARBOR) <sup>(3)</sup> |             |
|                                      | Cumulative                   | Cumulative                 | Cumulative                    | Cumulative  |
|                                      | 297,747                      | 242,949                    | 98,810                        | 639,506     |

Source: (1) OSS Report no. of 28 May 2021; (2) PITX Report (Luzon Air Program) as of 31 May 2021; and (3) DSWR (Palau Tugong Program) Report as of 18 May 2021

(Data starting from June 2 includes LSI and APOR)

Note: Figures from previous reports may differ due to data verification process

ASSISTANCE

|   | TOTAL ROFs ASSISTED |
|---|---------------------|
| <b>KINDS</b>  | <b>833,221</b>      |
| <b>Hatiid - Sundo</b><br>(Free accommodation from ports to hotel and vice versa)                            | 269,495             |
| <b>OFW Kalinga</b><br>(Free food, medical, and accommodation for stranded OFW returning)                    | 537,136             |
| <b>Tulong Marino</b><br>(Free food packs for family-stranded seafarers)                                     | 7,123               |
| <b>Assistance to stranded OFWs in the Regions</b><br>(Provided with food, accommodation and transportation) | 19,467              |

Source: DSWR Monitoring Reports as of 19 April 2021

Remains of DECEASED OFs

| COUNTRY OF REGION    |          |                    | CAUSE OF DEATH |              |
|----------------------|----------|--------------------|----------------|--------------|
| COUNTRY              | NOW      | CUMULATIVE         |                | CUMULATIVE   |
| <b>TOTAL</b>         | <b>2</b> | <b>3,613</b>       |                | <b>3,613</b> |
| Saudi Arabia         | 0        | 798                | COVID-19       | 496          |
| USA                  | 0        | 287                | NON-COVID-19   | 3,117        |
| United Arab Emirates | 0        | 149                |                |              |
| Qatar                | 0        | 67                 |                |              |
| Kuwait               | 0        | 51                 |                |              |
| Others               | 2        | 2,261 <sup>1</sup> |                |              |

Source: BSCG Report No. 319 (Deceased OFs) as of 31 May 2021

Note: Figures from previous reports may differ due to data verification process

Returning Filipinos from SABAH

| Total No of Filipinos from Sabah for Transfer (per letter from Sabah dated 09 June 2020) | Total No of Filipinos from Sabah Transferred (as of 17 April 2021) | Remaining No of Filipinos in Sabah for Transfer (as of 17 April 2021) |
|--|--|---|
| 5,300  | 2,953  | 2,347   |

| BATCH         | DATE OF TRANSFER   | TOTAL NO. OF RETURNEES |
|---------------|--------------------|------------------------|
| First Batch   | July 03, 2020      | 394                    |
| Second Batch  | July 28, 2020      | 390                    |
| Third Batch   | August 12, 2020    | 400                    |
| Fourth Batch  | August 27, 2020    | 379                    |
| Fifth Batch   | September 23, 2020 | 400                    |
| Sixth Batch   | March 06, 2021     | 316                    |
| Seventh Batch | March 07, 2021     | 316                    |
| Eighth Batch  | April 17, 2021     | 358                    |
| <b>Total</b>  |                    | <b>2,953</b>           |

Source: DSWR Report No. 174 as of 17 April 2021 (Information of ROFs arrived on 17 April 2021)

Note: Figures from previous reports may differ due to data verification process

Red Flagged Countries

| Country      | Period                       | Country                 | Period                        |
|--------------|------------------------------|-------------------------|-------------------------------|
| Australia    | Dec. 26, 2020 - Jan 31, 2021 | Pakistan                | Dec. 29 2020                  |
| Canada       |                              | Jamaica                 |                               |
| Denmark      |                              | Luxembourg              | Jan. 31, 2021                 |
| France       |                              | Oman                    |                               |
| Germany      |                              | China                   |                               |
| Hong Kong    |                              | Singapore               |                               |
| Iceland      |                              | Brazil                  |                               |
| Ireland      |                              | Finland                 |                               |
| Israel       |                              | India                   | Jan 8 - 31, 2021              |
| Italy        |                              | Jordan                  |                               |
| Japan        |                              | Norway                  |                               |
| Lebanon      |                              | Portugal                |                               |
| Netherlands  |                              | UK                      | Dec. 22, 2020 - Jan. 31, 2021 |
| South Korea  |                              | UAE                     | Jan. 17 - 31, 2021            |
| South Africa | Hungary                      |                         |                               |
| Spain        | India                        | April 29 - May 31, 2021 |                               |
| Sweden       | Pakistan                     |                         |                               |
| Switzerland  | Nepal                        | May 1 - 31, 2021        |                               |
| USA          | Jan. 7-31 2021               | Sri Lanka               |                               |
| Austria      | Jan. 10-31 2021              | Bangladesh              |                               |
|              |                              | UAE                     | May 15 - May 31, 2021         |
|              |                              | Oman                    |                               |

Source: M. M. 2020/11/15 - 1/31/2021; Jan 5 & 12 - 19 May - Last May 19, 2021 and WFP Resolution No. 112 of 2021 (27 April 2021)

Prepared by: (Sgt) JAMELAH KAY L. JOSE, Duty Staff

Reviewed by: MR. MARVIN L. MANZANO, Officer, TG MROF Coordination Center

Approved by: DIR. BERNARDO RAFAEL TORALEJANDRO IV, CESO IV, Head, TG MROF Coordination Center

Republic of the Philippines  
Inter-Agency Task Force  
FOR THE MANAGEMENT OF EMERGENCY INFECTIOUS DISEASE  
NATIONAL TASK FORCE COVID-19

Task Group on Management of Returning Overseas Filipinos

NARRATIVE REPORT  
1 June 2021

ACTIONS TAKEN: Management of Returning Overseas Filipinos (MROF)

The Task Group on Management of Returning Overseas Filipinos (TG-MROF) was created by the National Incident Command-National Task Force COVID 19 to solely cater to the medical and social needs of Returning Overseas Filipinos (ROFs). The TG-MROF in coordination with various government agencies, private entities, and other task groups created to respond with the prevailing crisis, regional task units, and local government agencies that are task to facilitate the safe return of the ROFs back to their home provinces.

**Members:** DND, DOTr, DOLE, DILG, DFA, DOT, DSWD, DOH, OCD, OWWA, BOQ, CAAP, MARINA, PCG, PNP and AFP

**ARRIVALS:** As of 30 May 2021, a total of 1,144,836 Returning Overseas Filipinos (ROFs) arrived at the NAIA Terminals 1, 2, and 3, Clark International Airport, Mactan-Cebu International Airport, South Harbor, Subic, Bataan, and Zamboanga Port. Of which, 539,519 are land-based OFWs, 388,280 are sea-based OFWs and 213,424 are non-OFWs.

A total of 3,613 deceased ROFs had arrived in the country from 01 July 2020 – 31 May 2021. Of which, 496 died due to COVID-19.

**TESTING:** From May 9, 2020 to 31 January 2021, a total of 810,134 ROFs were tested thru RT-PCR.

**6<sup>TH</sup> DAY OF SWABBING:** From 01 February to 13 May 2021, a total of 233,767 Returning Overseas Filipinos (ROFs) were tested thru RT-PCR, on the 6<sup>th</sup> day of their quarantine period.

**7<sup>TH</sup> DAY OF SWABBING:** As of 30 May 2021, a total of 36,781 Returning Overseas Filipinos (ROFs) were tested thru RT-PCR on the 7<sup>th</sup> day of their quarantine period. Of which, 25,324 were tested by PCG, 4,397 were tested by BOQ Clark, 3,651 were tested by Detoxicare and 3,409 were tested by PADL.

**SWABBING UPON ARRIVAL:** As of 29 May 2021, a total of 3,397 Returning Overseas Filipinos (ROFs) were tested thru RT-PCR upon arrival at Mactan Cebu International Airport by DOH-RESU 7.

**QUARANTINE:** As of 31 May 2021, a total of 17,723 ROFs were confirmed positive with COVID-19. Of which, 171 are admitted at 15 quarantine facilities, 17,535 were able to recover and 17 died.

**DEPARTURES:** As of 29 May 2021, TG-MROF was able to assist 639,506 ROFs back to their home provinces. Of which, 242,949 were assisted by land, 297,747 by air, and 98,810 by sea.

**ASSISTANCE:** As of 25 April 2021, a total of 833,221 OFWs were assisted thru OWWA. Of which, 269,495 were assisted through the "Hatid-Sundo" Program, 537,136 through the "OFW Kalinga" Program, 7,123 were assisted through the "Tulong Marino" Program and 19,467 assistances to stranded OFWs in the region.

**RETURNING FILIPINOS (REFs) from SABAH:** As of 17 April 2021, a total of 2,953 REFs from Sabah arrived in the country and were assisted to go back in their home provinces.

**TRAVEL BANNED COUNTRIES:** As of 14 May 2021, Travelers from 7 countries are prohibited to enter the Philippines until 31 May, 2021. A total of 42 countries were issued a travel restriction by the Philippines since 26 December 2020.

Prepared by:

(Sgd) JAMEL AH KAY L. JOSE  
Duty Staff

Reviewed by:

MR MARVIN T. MANZANO  
Officer, TG MROF Coordination Center

Approved by:

DIR. BERNARDO RAFAELITO R. ALEJANDRO IV, CESO IV  
Head, TG MROF Coordination Center