



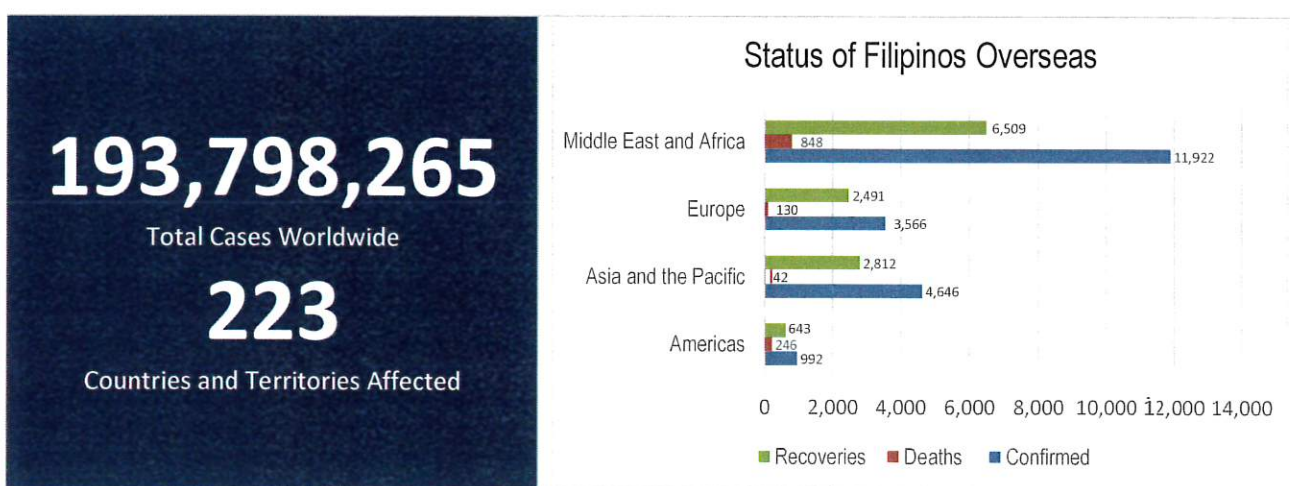
REPUBLIC OF THE PHILIPPINES  
**NATIONAL DISASTER RISK REDUCTION AND MANAGEMENT COUNCIL**

National Disaster Risk Reduction and Management Center, Camp Aguinaldo, Quezon City, Philippines

NATIONAL TASK FORCE  
**CORONAVIRUS DISEASE-2019**  
**SITUATIONAL REPORT NO. 481**

Issued on 1200H, 26 July 2021  
 Report Coverage: 25 July 2021

**GLOBAL SITUATION**

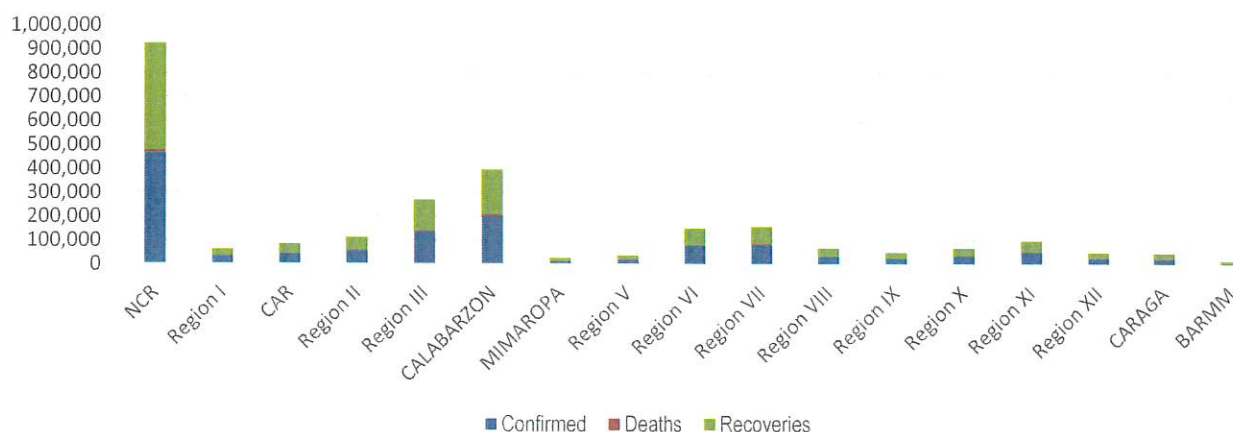


Source: WHO as of 26 July 2021

**PHILIPPINE SITUATION**

	TOTAL	NEW	REMARKS
TOTAL CASES	<b>1,555,396</b>	+ 6,664	
ACTIVE CASES	<b>55,140</b>		<b>3.5%</b> Positivity Rate
DEATHS	<b>27,247</b>	+ 23	<b>1.75%</b> Case Fatality Rate
RECOVERIES	<b>1,473,009</b>	+ 5,766	<b>94.7%</b> Case Recovery Rate

**Summary of Cases per Region**

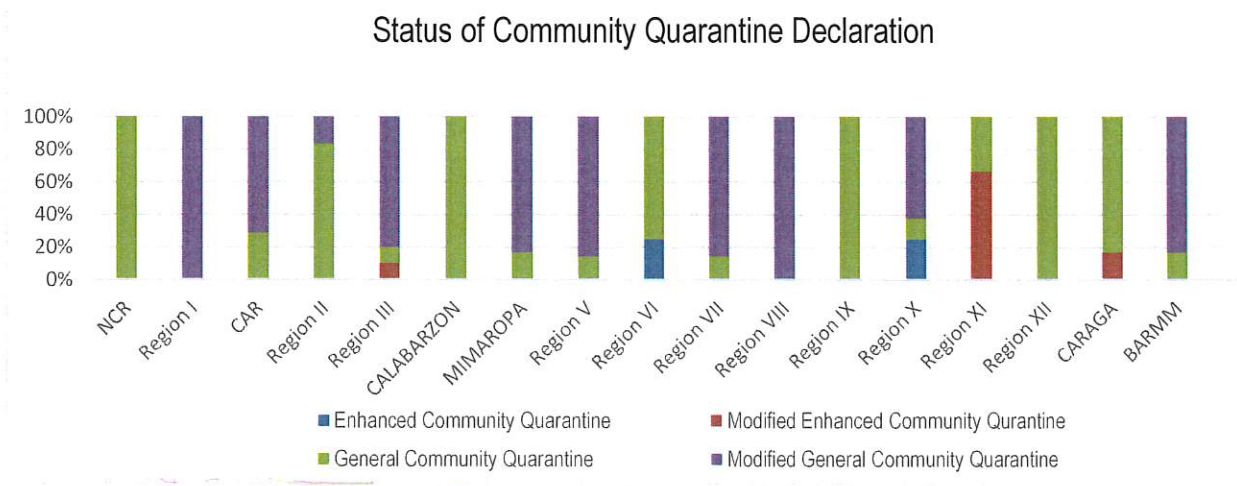


# P-D-I-T-R STRATEGY

With reference to the National Action Plan (NAP) for COVID-19, the National Task Force is intensifying efforts to PREVENT the spread of the COVID-19, TEST individuals, and communities, ISOLATE those that are identified to be confirmed cases, TREAT and provide with appropriate health care, and REINTEGRATE them back to the community.

## PREVENT

PREVENT enables to change mindsets and behaviors to advocate for shared responsibility in ensuring compliance to minimum public health standards and protocols and address stigma and division in the communities, workplaces, schools. To implement the PREVENT strategy, community quarantine declarations are made in various localities, enforcing stricter regulations and disease preventive measures particular for areas with high cases. The status of community quarantine declarations is summarized as follows:




## DETECT

DETECT entails active screening of those presenting with signs and symptoms of COVID-19 in the community as well as other disease surveillance activities. For this purpose, contact tracing teams have been organized and provided with appropriate training. Summary is as follows:



The overall results of contact tracing are summarized as follows:



Also, part of DETECT strategy is the enhancement of the COVID-19 testing capacities of the country. For this purpose, testing laboratories are setup and provided with appropriate licensing. The summary is as follows:

<b>269</b>	<b>39</b>
Licensed RT-PCR and GeneXpert Laboratories	Laboratories with Ongoing Licensing Applications

The overall testing results is summarized as follows:

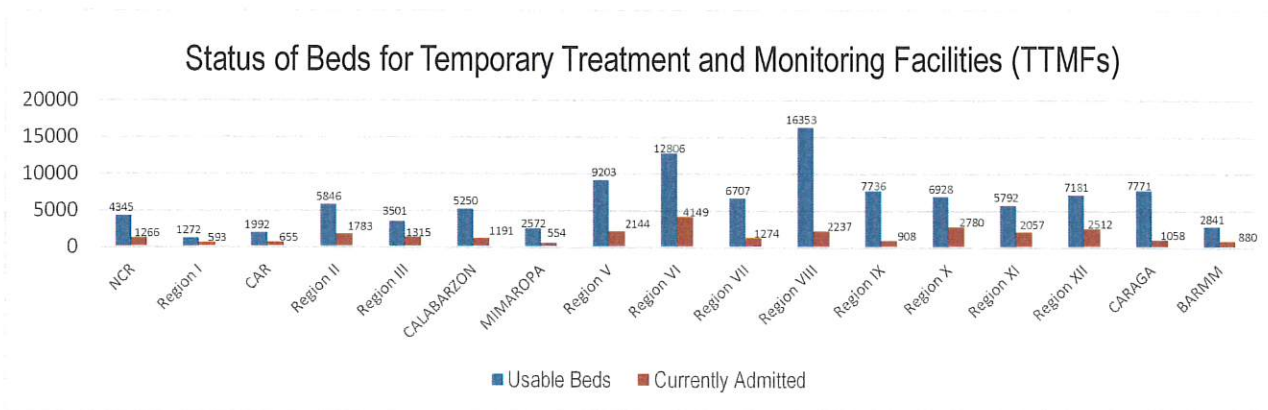
	TOTAL	NEW
TESTS CONDUCTED	<b>16,403,184</b>	+28,634
UNIQUE INDIVIDUALS TESTED	<b>15,417,419</b>	+26,902
POSITIVITY RATE	<b>10.65%</b>	
BACKLOGS	<b>700</b>	

To aid in the testing efforts, Mega Swabbing Sites have been established. The outputs of the Mega Swabbing Sites are as follows:

	TOTAL	NEW
ACT MOBILE TEAM	<b>319,361</b>	+1,020
MOA ARENA	<b>330,228</b>	+253
NINOY AQUINO STADIUM	<b>331,381</b>	+1,273
PHILIPPINE SPORTS ARENA	<b>468,002</b>	1,688

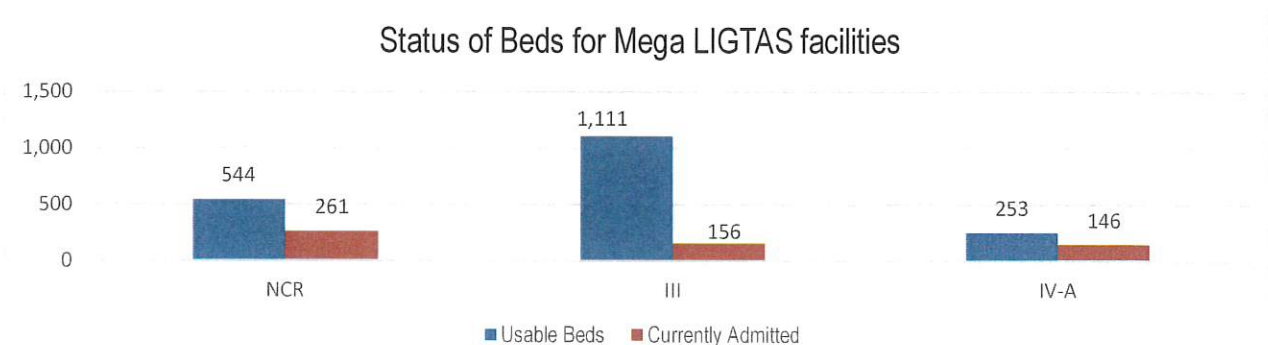
## ISOLATE

Isolate involves implementation of measures to separate those identified as exposed and confirmed cases and provide medical interventions to further prevent the spread of the disease. This strategy involves setting up of Temporary Treatment and Monitoring Facilities (TTMFs). The summary of TTMFs established is as follows:



Source: DOH as of 22 July 2021

Aside from the TTMFs, Mega LIGTAS facilities have also been established. The summary of occupancies for the Mega LIGTAS facilities is as follows:

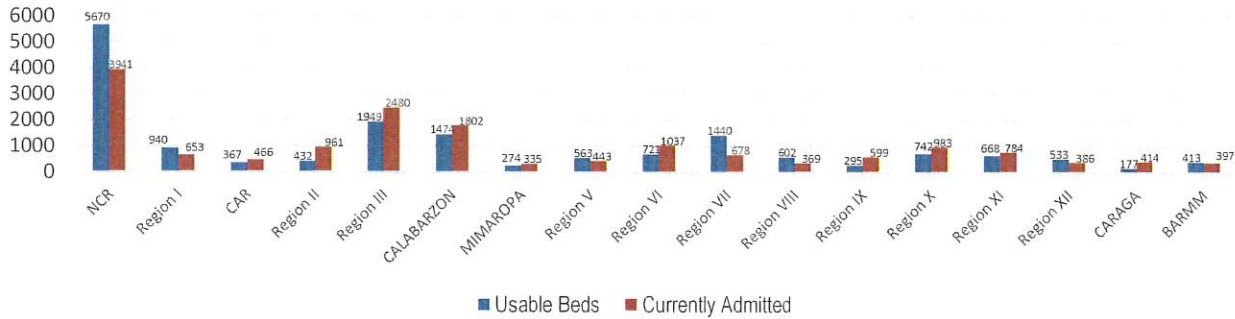


Source: DOH as of 22 July 2021

## TREAT

For the TREAT strategy, One Hospital Command has been established to facilitate a centralized referral system. Further, wards, isolation, and intensive care units are in operation to provide treatment services for COVID-19 positives. The occupancy rate for all beds dedicated to COVID-19 (Ward, Isolation, Intensive Care) among reporting hospitals is summarized as follows.

Status of Beds for COVID-19 Hospitals



Source: DOH as of 22 July 2021

## PROCUREMENT AND DONATIONS

In terms of resources, the following is the summary of total domestic donations, international donations received by the Philippine government as well as the total procured personal protective equipment (PPE) distributed.




Note: Total of Domestic and International donations reduced due to duplication of data

## MANAGEMENT OF RETURNING OVERSEAS FILIPINOS

Returning Overseas Filipinos are provided with assistance by facilitating their arrival from different points of origin abroad until their return to their respective homes, and attend to their medical and social needs, in order to give them comfort, ensure their safety, and prevent the spread of COVID-19. The following is the summary of ROFs



For the Chairperson, NDRRMC:

  
**UNDERSECRETARY RICARDO B JALAD**  
 Executive Director, NDRRMC and  
 Administrator, OCD

**REFERENCES:** Reports from  
 World Health Organization  
 Office of Civil Defense  
 Department of Health  
 Department of the Interior and Local Government  
 Department of Foreign Affairs

**ANNEXES:**  
 Community Quarantine Declaration per Region  
 Breakdown of Returning Overseas Filipinos

**NOTE:**  
 Other reports are available upon request

**Breakdown of COVID-19 Cases per LGU  
As of 25 July 2021**

REGION / PROVINCE / CHARTERED CITY	CLOSE CONTACTS	SUSPECTED CASES	PROBABLE CASES	ACTIVE CONFIRMED CASES	CUMULATIVE CONFIRMED CASES	CUMULATIVE DEATHS	CUMULATIVE RECOVERIES
<b>GRAND TOTAL</b>	<b>2,605,112</b>	<b>764,734</b>	<b>147,680</b>	<b>74,816</b>	<b>1,350,826</b>	<b>34,138</b>	<b>1,241,610</b>
<b>NCR</b>	<b>1,069,418</b>	<b>549,438</b>	<b>142,812</b>	<b>6,510</b>	<b>465,328</b>	<b>9,730</b>	<b>449,088</b>
Calocan		47,743	39,059	402	39,258	1,118	37,738
Malabon	51,313	0	19,447	141	13,809	458	13,210
Navotas	5,071	2,650	7,954	185	11,341	379	10,777
Valenzuela		7,494	860	316	21,325	549	20,460
Pasig	30,093	2,933	39,545	446	30,324	832	29,046
Pateros	11,703	10,717	986	44	4,772	63	4,665
Marikina	80,936	405	2,079	135	16,409	434	15,840
Taguig	60,265	56,782	3,483	465	29,843	281	29,097
Quezon City	478,645	375,774	0	1,647	105,788	1,214	102,927
Manila		263	0	1,082	67,532	1,244	65,206
Makati	87,957	13,101	965	544	27,901	728	26,629
Mandaluyong		5,274	25,528	193	18,619	477	17,949
San Juan	80,720	94	0	89	9,471	228	9,154
Muntinlupa	758	16	1,342	302	14,468	384	13,782
Parañaque	165,883	14,023	654	260	22,761	501	22,000
Las Piñas	13,376	12,020	670	188	16,974	445	16,341
Pasay	2,698	149	240	71	14,733	395	14,267
<b>CAR</b>	<b>293,427</b>	<b>35,761</b>	<b>0</b>	<b>1,387</b>	<b>43,001</b>	<b>799</b>	<b>40,805</b>
Abra	4,196	889	-	211	1,303	32	1,060
Apayao	4,910	1,724	-	225	2,071	12	1,834
Baguio City	194,153	9,461	-	515	15,390	311	14,557
Benguet	49,182	10,805	-	297	9,856	245	9,313
Ifugao	8,864	6,518	-	68	4,747	43	4,635
Kalinga	12,613	3,872	-	56	4,949	76	4,817
Mt. Province	19,509	2,492	-	15	4,685	80	4,589
<b>I</b>	<b>125,295</b>	<b>16,717</b>	<b>0</b>	<b>6,792</b>	<b>34,541</b>	<b>777</b>	<b>26,972</b>
Ilocos Norte	11,897	216	0	2,060	6,385	25	4,300
Ilocos Sur	26,224	985	0	1,365	4,731	22	3,344
La Union	24,075	9,267	0	1,436	8,645	114	7,095
Pangasinan	49,624	5,572	0	1,755	12,794	524	10,515
Dagupan City	13,475	677	0	176	1,986	92	1,718
<b>II</b>	<b>117</b>	<b>2,401</b>	<b>4</b>	<b>2,234</b>	<b>57,382</b>	<b>1,545</b>	<b>53,587</b>
Batanes	0	18	0	2	14	0	12
Cagayan	65	649	2	1,378	20,138	445	18,311
Isabela	37	1,267	2	535	27,972	819	26,611
Nueva Vizcaya	15	413	0	282	6,520	200	6,034
Quirino	0	54	0	37	2,738	81	2,619
<b>III</b>	<b>0</b>	<b>2,698</b>	<b>690</b>	<b>5,453</b>	<b>137,700</b>	<b>3,371</b>	<b>128,876</b>
Aurora	-	0	0	44	2,100	70	1,986
Bataan	-	323	241	939	13,713	223	12,551
Bulacan	-	715	100	1,782	53,004	1,007	50,215
Nueva Ecija	-	299	14	430	15,170	414	14,326
Pampanga	-	566	156	1,073	26,478	866	24,539
Tarlac	-	538	24	351	10,462	316	9,795
Zambales	-	124	7	352	4,823	114	4,357
Angeles City	-	133	147	326	8,488	233	7,929
Olongapo City	-	0	1	156	3,462	128	3,178
<b>CALABARZON</b>	<b>4,903</b>	<b>39,013</b>	<b>1,061</b>	<b>10,779</b>	<b>203,103</b>	<b>6,123</b>	<b>186,201</b>
Cavite	2,677	11,600	175	3,433	58,292	1,570	53,289
Laguna	667	12,504	798	2,823	51,566	1,444	47,299
Batangas	193	1,674	17	1,453	36,094	1,261	33,380
Rizal	766	23	45	1,533	41,092	1,141	38,418
Quezon	600	13,212	26	1,537	16,059	707	13,815
<b>MIMAROPA</b>	<b>32,265</b>	<b>8,484</b>	<b>176</b>	<b>1,300</b>	<b>14,904</b>	<b>347</b>	<b>13,046</b>
Occidental Mindoro	7,353	332	28	149	1,861	36	1,655
Oriental Mindoro	8,832	4,316	32	452	5,504	161	4,826
Marinduque	4,202	626	81	64	819	22	725
Romblon	3,427	258	3	284	1,437	15	1,130
Palawan	8,451	2,952	32	351	5,283	113	4,710
<b>V</b>	<b>13,852</b>	<b>760</b>	<b>1</b>	<b>3,238</b>	<b>20,678</b>	<b>785</b>	<b>16,655</b>
Albay	4,911	411	1	774	4,982	189	4019
Camarines Norte	664	66	0	309	1,245	55	881
Camarines Sur	3,742	149	0	1,278	8,657	316	7,063
Catanduanes	1,226	35	0	119	843	11	713
Masbate	1,352	15	0	520	1,812	50	1,242
Sorsogon	842	83	0	159	3,046	160	2,727

REGION / PROVINCE / CHARTERED CITY	CLOSE CONTACTS	SUSPECTED CASES	PROBABLE CASES	ACTIVE CONFIRMED CASES	CUMULATIVE CONFIRMED CASES	CUMULATIVE DEATHS	CUMULATIVE RECOVERIES
<i>Others</i>	1,115	1	0	79	93	4	10
<b>VI</b>	<b>157,484</b>	<b>447</b>	<b>171</b>	<b>10,460</b>	<b>80,722</b>	<b>1,848</b>	<b>68,393</b>
<i>Aklan</i>	18,183	12	6	1,688	7,017	95	5,234
<i>Antique</i>	5,574	64	96	642	2,994	76	2,274
<i>Capiz</i>	19,801	15	13	544	5,154	195	4,414
<i>Guimaras</i>	3,292	12	0	116	1,186	30	1,040
<i>Iloilo</i>	37,126	141	5	2,653	15,504	385	12,463
<i>Iloilo City</i>	37,076	83	24	1,521	13,174	359	11,291
<i>Negros Occidental</i>	25,383	98	13	1,840	20,712	360	18,503
<i>Bacolod City</i>	11,049	22	14	1,456	14,981	348	13,174
<b>VII</b>	<b>6,381</b>	<b>2,425</b>	<b>2,172</b>	<b>8,615</b>	<b>83,560</b>	<b>2,402</b>	<b>72,543</b>
<i>Bohol</i>	976	636	17	1,793	9,323	70	7,460
<i>Cebu</i>	4,336	218	584	1,888	19,114	813	16,413
<i>Negros Oriental</i>	833	1,512	1,540	1,131	10,489	197	9,161
<i>Siquijor</i>	14	-	2	51	233	3	179
<i>Cebu City</i>	-	-	-	2,085	28,620	902	25,633
<i>Lapu-Lapu City</i>	49	-	-	979	8,040	179	6,882
<i>Mandaue City</i>	173	59	29	688	7,741	238	6,815
<b>VIII</b>	<b>123,485</b>	<b>726</b>	<b>1</b>	<b>1,378</b>	<b>34,844</b>	<b>417</b>	<b>33,049</b>
<i>Leyte</i>	29,472	231	-	410	12,325	112	11,803
<i>Southern Leyte</i>	12,517	98	-	92	2,969	34	2,843
<i>Biliran</i>	5,136	42	-	10	1,109	27	1,072
<i>Samar</i>	35,696	108	1	121	5,861	86	5,654
<i>Eastern Samar</i>	8,321	68	-	281	3,201	38	2,882
<i>Northern Samar</i>	10,749	46	-	185	2,584	33	2,366
<i>Tacloban City</i>	18,587	108	-	154	4,590	59	4,377
<i>Ormoc City</i>	3,007	9	-	125	2,205	28	2,052
<i>Other Region</i>	-	16	-	-	0	0	0
<b>IX</b>	<b>144,584</b>	<b>29,389</b>	<b>0</b>	<b>806</b>	<b>26,021</b>	<b>1,040</b>	<b>24,175</b>
<i>Zamboanga Del Norte</i>	16,511	3,512	0	266	5,004	174	4,564
<i>Zamboanga Del Sur</i>	44,456	3,353	0	297	6,287	178	5,812
<i>Zamboanga Sibugay</i>	8,464	1,673	0	67	1,926	80	1,779
<i>Zamboanga City</i>	71,183	19,917	0	163	12,032	589	11,280
<i>Isabela City, Basilan</i>	3,970	934	0	13	772	19	740
<b>X</b>	<b>0</b>	<b>37,786</b>	<b>0</b>	<b>4,347</b>	<b>36,060</b>	<b>1,226</b>	<b>30,487</b>
<i>Cagayan De Oro City</i>	-	9,743	0	1,668	12,291	502	10,121
<i>Iligan City</i>	-	2,028	0	123	2,522	179	2,220
<i>Bukidnon</i>	-	11,008	0	1,258	8,769	139	7,372
<i>Camiguin</i>	-	1,074	0	336	638	10	292
<i>Lanao Del Norte</i>	-	515	0	102	1,704	87	1,515
<i>Misamis Occidental</i>	-	4,174	0	240	4,034	120	3,674
<i>Misamis Oriental</i>	-	9,244	0	620	6,102	189	5,293
<b>XI</b>	<b>355,294</b>	<b>30,062</b>	<b>170</b>	<b>7,178</b>	<b>52,819</b>	<b>1,738</b>	<b>43,903</b>
<i>Davao City</i>	213,242	26,275	108	2,514	29,715	1,002	26,199
<i>Davao Del Sur</i>	24,554	972	2	1,399	4,412	131	2,882
<i>Davao Occidental</i>	9,095	219	15	198	922	18	706
<i>Davao Del Norte</i>	44,891	1,381	39	1,887	10,164	320	7,957
<i>Davao Oriental</i>	40,031	444	1	321	3,468	97	3,050
<i>Davao De Oro</i>	23,361	771	5	859	4,138	170	3,109
<i>Other Region</i>	120	-	-	-	-	-	-
<b>XII</b>	<b>176,802</b>	<b>6,553</b>	<b>6</b>	<b>2,619</b>	<b>26,388</b>	<b>852</b>	<b>22,913</b>
<i>General Santos City</i>	16,931	1,191	-	721	7,275	231	6,323
<i>North Cotabato</i>	15,153	407	1	616	4,409	237	3,552
<i>Sarangani</i>	32,871	91	-	428	2,999	46	2,525
<i>South Cotabato</i>	96,689	4,496	5	688	8,791	242	7,861
<i>Sultan Kudarat</i>	15,158	368	-	166	2,914	96	2,652
<b>CARAGA</b>	<b>100,912</b>	<b>1,360</b>	<b>404</b>	<b>1,274</b>	<b>24,573</b>	<b>780</b>	<b>22,519</b>
<i>Dinagat Islands</i>	1,883	142	22	47	1,142	44	1,051
<i>Butuan City</i>	40,943	300	7	333	6,964	178	6,453
<i>Cabadbaran City</i>	1,387	63	6	36	650	9	605
<i>Tandag City</i>	5,022	21	9	40	971	27	904
<i>Agusan Del Norte</i>	2,821	225	26	126	2,337	67	2,144
<i>Bayugan City</i>	1,064	77	22	30	584	20	534
<i>Agusan Del Sur</i>	19,481	130	128	164	4,156	108	3,884
<i>Surigao Del Norte</i>	7,215	106	22	136	1,784	71	1,577
<i>Surigao Del Sur</i>	10,128	59	60	207	3,119	107	2,805
<i>Surigao City</i>	5,056	171	47	123	1,589	75	1,391
<i>Bislig City</i>	5,912	66	55	32	1,277	74	1,171

REGION / PROVINCE / CHARTERED CITY	CLOSE CONTACTS	SUSPECTED CASES	PROBABLE CASES	ACTIVE CONFIRMED CASES	CUMULATIVE CONFIRMED CASES	CUMULATIVE DEATHS	CUMULATIVE RECOVERIES
<b>BARMM</b>	<b>893</b>	<b>714</b>	<b>12</b>	<b>446</b>	<b>9,202</b>	<b>358</b>	<b>8,398</b>
<i>Maguindanao</i>	73	106	4	179	2,084	77	1,828
<i>Lanao del Sur</i>	723	200	1	79	2,820	105	2,636
<i>Basilan</i>	63	128	1	6	776	26	744
<i>Sulu</i>	34	235	6	5	647	24	618
<i>Tawi-Tawi</i>	0	45	0	3	181	17	161
<i>Cotabato City</i>	0	0	0	174	2,694	109	2,411

Sources: OCDROs

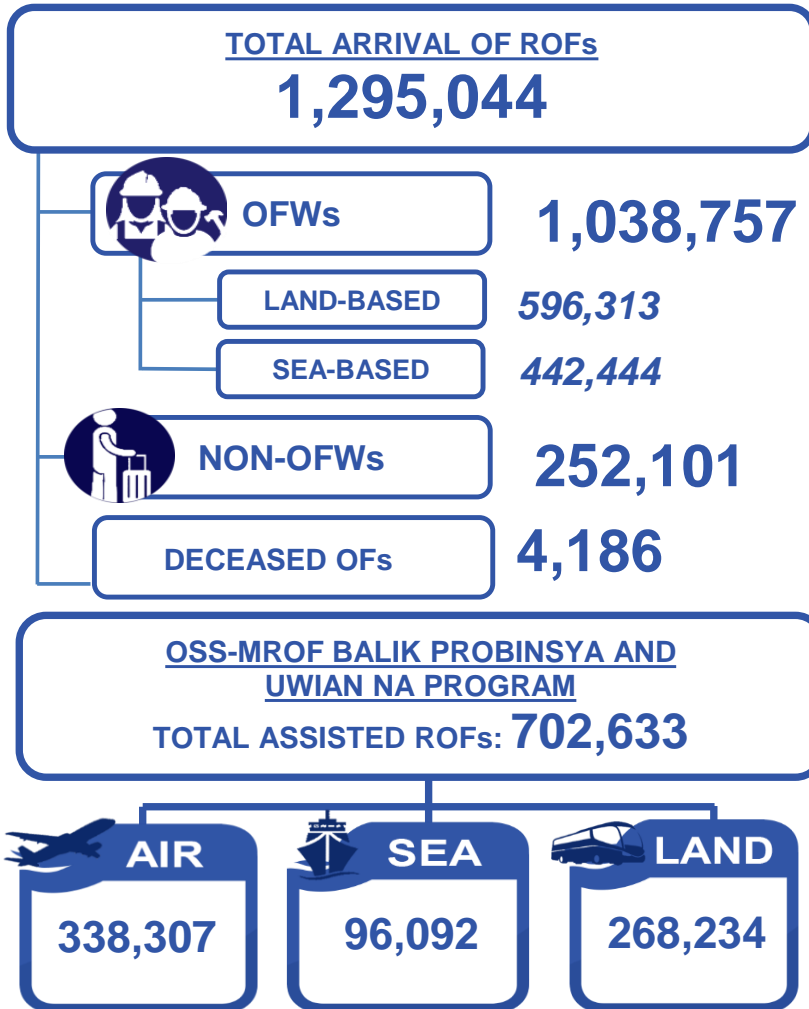
Note: Decrease in figures of cumulative data is due to ongoing validation.



## Task Group on Management of Returning Overseas Filipinos

Summary Report

July 25, 2021



**OWWA COVID-19 RELATED ASSISTANCE TO OFWs**

RETURNED TO HOME REGIONS : 624,648  
 OFW KALINGA : 640,133


**TOTAL NO. OF RETURNING FILIPINOS FROM SABAH**  
 (As of 22 May 2021)

**3,289**

**TOTAL of ROFs TESTED on the 7TH DAY SWABBING OPERATIONS**  
 (14 May - 23 July 2021)

**179,293**

### HEALTH STATUS of ROFs







Republic of the Philippines  
 INTER-AGENCY TASK FORCE  
 FOR THE MANAGEMENT OF EMERGING INFECTIOUS DISEASE  
 NATIONAL TASK FORCE AGAINST COVID-19



**Task Group on Management of Returning Overseas Filipinos**

**TG-MROF Daily Operational Report as of 25 July 2021**

**ARRIVALS**

ROFs	TOTAL ARRIVAL ON AIRPORT: 1,230,497													GRAND TOTAL ARRIVAL OF ROFs	
	NINYO AQUINO INTERNATIONAL AIRPORT						CLARK INTERNATIONAL AIRPORT		MACTAN-CEBU INTERNATIONAL AIRPORT		LAOAG AIRPORT	DAVAO AIRPORT	SUBIC AIRPORT		
	Terminal 1		Terminal 2		Terminal 3		(05 June 2020 - 23 July 2021)		(28 June 2020 - 23 July 2021)		(18 June - 23 July 2021)	(27 June - 23 July 2021)	(18 June - 23 July 2021)		
	Now	Cumulative	Now	Cumulative	Now	Cumulative	Now	Cumulative	Now	Cumulative	Cumulative	Cumulative	Cumulative		
<b>SUBTOTAL</b>	<b>414</b>	<b>298,680</b>	<b>1,103</b>	<b>413,591</b>	<b>506</b>	<b>295,061</b>	<b>333</b>	<b>132,432</b>	<b>388</b>	<b>88,416</b>	<b>266</b>	<b>596</b>	<b>1,455</b>	<b>2,744</b>	<b>1,295,044</b>
<b>OFWs</b>	243	251,314	356	299,728	319	234,066	333	121,510	314	69,554	251	531	1,442	1,565	1,038,757
Land-based	130	172,429	31	207,502	170	128,492	167	59,822	145	26,036	241	431	1,360	643	596,313
Sea-based	113	78,885	325	92,226	149	105,574	166	61,688	169	43,518	10	100	82	922	442,444
<b>NON-OFWs</b>	<b>171</b>	<b>47,366</b>	<b>747</b>	<b>113,863</b>	<b>187</b>	<b>60,995</b>	<b>0</b>	<b>10,922</b>	<b>74</b>	<b>18,862</b>	<b>15</b>	<b>65</b>	<b>13</b>	<b>1,179</b>	<b>252,101</b>
<b>Deceased OFs</b>	<b>18</b>	<b>4,186</b>												<b>18</b>	<b>4,186</b>

ROFs	TOTAL ARRIVAL ON SEAPORT: 60,361											
	MANILA		CEBU		SUBIC		BATAAN		TAWI-TAWI/ ZAMBOANGA		DAVAO	
	Now	Cumulative	Now	Cumulative	Now	Cumulative	Now	Cumulative	Now	Cumulative	Now	Cumulative
<b>SUBTOTAL</b>	<b>0</b>	<b>54,784</b>	<b>0</b>	<b>489</b>	<b>0</b>	<b>815</b>	<b>0</b>	<b>936</b>	<b>0</b>	<b>3,289</b>	<b>0</b>	<b>48</b>
<b>OFWs</b>	0	54,784	0	489	0	815	0	936	0	3,289	0	48
Sea-based	0	54,784	0	489	0	815	0	936	0	3,289	0	48

Sources: 1) OSS Report dated 23 July 2021, 2) BOQ Report No. 430 dated 24 July 2021, 3) BOQ Human Remains Report No. 373 dated 24 July 2021, and 4) OCD BARM Report dated 22 May 2021.

**TESTING (09 May 2020 - 31 January 2021)**

ROFs	AIRPORTS						GRAND TOTAL OF TESTED ROFs
	NAIA			CLARK INTERNATIONAL AIRPORT	MACTAN-CEBU INTERNATIONAL AIRPORT		
	Terminal 1	Terminal 2	Terminal 3				
	Cumulative	Cumulative	Cumulative	Cumulative	Cumulative	Cumulative	
<b>SUBTOTAL</b>	<b>193,297</b>	<b>270,090</b>	<b>186,044</b>	<b>67,026</b>	<b>42,925</b>	<b>810,139</b>	
<b>RT-PCR (Viral Test)</b>							
Conducted by PCG	170,310	210,044	161,860	67,026	42,925	702,922	
Arranged by LMA	2,256	2,011	0	0	0	4,267	
Arranged by MARIKINA LGU	20	27	44	0	0	91	
Arranged by PAMPANGA LGU	907	1,747	592	0	0	3,246	
Conducted by PAGSS/PADL	19,804	0	23,548	0	0	43,352	
Conducted by PAL/DETOXICARE	0	56,261	0	0	0	56,261	
ROFs	SEAPORTS						
	MANILA	CEBU	SUBIC	BATAAN	TAWI-TAWI/ ZAMBOANGA	DAVAO	
	Cumulative	Cumulative	Cumulative	Cumulative	Cumulative	Cumulative	
<b>SUBTOTAL</b>	<b>47,509</b>	<b>119</b>	<b>438</b>	<b>697</b>	<b>1,986</b>	<b>8</b>	
<b>RT-PCR (Viral Test)</b>							
Conducted by PCG	47,509	119	438	697	1,986	8	

Sources: 1) OSS Report dated 31 January 2021, and 2) BOQ Report No. 258 dated 02 February 2021.

**6TH DAY SWABBING OPERATIONS**

Agency	GRAND TOTAL OF TESTED ROFs
	Cumulative
<b>SUBTOTAL</b>	<b>233,767</b>
<b>RT-PCR (Viral Test)</b>	
PCG	154,815
BOQ	25,082
DETOXICARE	19,795
PADL	22,727
PRIMERCARE	11,348

Source: 1) OSS Report dated 15 May 2021. (Note: Figures from previous reports may differ due to data verification process.)

**7TH DAY SWABBING OPERATIONS (May 14 - July 23, 2021)**

Agency	AIRPORTS						GRAND TOTAL OF TESTED ROFs
	NAIA	CLARK	CEBU	LAOAG	DAVAO	SUBIC	
	Cumulative	Cumulative	Cumulative	Cumulative	Cumulative	Cumulative	
<b>SUBTOTAL</b>	<b>148,520</b>	<b>18,731</b>	<b>10,733</b>	<b>266</b>	<b>237</b>	<b>806</b>	<b>179,293</b>
<b>RT-PCR (Viral Test)</b>							
PCG/GOVT LABS	112,592	0	0	0	0	0	112,592
BOQ CLARK	0	17,165	0	0	0	0	17,165
DETOXICARE	19,785	0	0	0	0	0	19,785
PADL	16,143	1,566	0	0	0	0	17,709
DOH-RESU 7	0	0	10,733	0	0	0	10,733
M. MARIANO MEM HOSPITAL	0	0	0	266	0	0	266
SOUTHERN PHIL MED CTR	0	0	0	0	237	0	237
BOQ SUBIC	0	0	0	0	0	806	806

Source: 1) OSS Report dated 23 July 2021. (Note: Figures from previous reports may differ due to data verification process.)



Republic of the Philippines  
INTER-AGENCY TASK FORCE  
FOR THE MANAGEMENT OF EMERGING INFECTIOUS DISEASE  
NATIONAL TASK FORCE AGAINST COVID-19



**Task Group on Management of Returning Overseas Filipinos**

**TG-MROF Daily Operational Report as of 25 July 2021**

**QUARANTINE**

ROFs IN TREATMENT AND MONITORING FACILITIES									ROFs IN ACCOMMODATION ESTABLISHMENTS (AEs)	
No. of QFs	Confirmed Positive		Admitted		Recovered		Deaths		No. of AEs	Non-OFWs
	Now	Cumulative	Now	Cumulative	Now	Cumulative	Now	Cumulative		
13	Now	Cumulative	Now	Cumulative	Now	Cumulative	Now	Cumulative	0	0
	29	19,656	11	217	18	19,421	0	18		

Source: 1) BOQ Report No. 430 dated 24 July 2021. (Note: Figures from previous reports may differ due to data verification process.)

**OSS-MROF BALIK PROBINSYA & UWIAN NA PROGRAM (May 25, 2020 - July 23, 2021)**

ROFs ASSISTED THRU THEIR DESTINATION	MODE OF TRANSPORTATION			GRAND TOTAL
	Air (NAIA T2)	Land (PITX)	Sea (N. Harbor)	
	Cumulative	Cumulative	Cumulative	
	338,307	268,234	96,092	702,633

Sources: 1) OSS Report as of 23 July 2021, 2) PITX Report (Uwian Na Program) dated 24 July 2021, and 3) DOT (HaliD Tulong Program) Report dated 14 May 2021. \*Data starting from June 2 includes LSI and APOR. (Note: Figures from previous reports may differ due to data verification process.)

**OWWA COVID-19 RELATED ASSISTANCE TO OFWs (March 2020 - July 11, 2021)**

Returned to Home Regions	624,648
OFW Kalinga	640,133

Source: 1) OWWA Monitoring Report dated 21 July 2021.

**REMAINS OF DECEASED OFs**

COUNTRY OF ORIGIN			CAUSE OF DEATH	
COUNTRY	NOW	CUMULATIVE		CUMULATIVE
<b>TOTAL</b>	<b>18</b>	<b>4,186</b>		<b>4,186</b>
Saudi Arabia	0	798	COVID-19	585
USA	0	287	NON COVID-19	3,601
United Arab Emirates	0	149		
Qatar	0	67		
Kuwait	0	51		
Others	18	2,834		

Source: 1) BOQ Human Remains Report No. 373 dated 24 July 2021. (Note: Figures from previous reports may differ due to data verification process.)

**RETURNING FILIPINOS FROM SABAH**

TOTAL NO. OF RETURNING FILIPINOS FROM SABAH:		3,289
First Batch	July 5, 2020	395
Second Batch	July 29, 2020	394
Third Batch	August 13, 2020	400
Fourth Batch	August 28, 2020	379
Fifth Batch	September 24, 2020	400
Sixth Batch	November 12, 2020	151
Seventh Batch	December 13-20, 2020	Failed deportation due to force majeure
Eighth Batch	March 7, 2021	316
Ninth Batch	April 17, 2021	358
Tenth Batch	May 22, 2021	496

As of June 21, 2021, **4,683** remaining Filipinos are still in Sabah for transfer.

Source: 1) OCD BARMM Report dated 22 May 2021. (Note: Figures from previous reports may differ due to data verification process.)

**RED FLAGGED COUNTRIES**

COUNTRY	PERIOD	COUNTRY	PERIOD	
Australia	December 26, 2020 - January 31, 2021	Pakistan	December 29, 2020 - January 31, 2021	
Canada		Jamaica		
Denmark		Luxembourg		
France		Oman		
Germany		China		
Hong Kong		Singapore		
Iceland		Brazil		
Ireland		Finland	January 8 - 31, 2021	
Israel		India		
Italy		Jordan		
Japan		Norway		
Lebanon		Portugal		
South Africa		India		April 29 - July 31, 2021
South Korea		Pakistan		May 7 - July 31, 2021
Spain		Nepal		
Sweden		Sri Lanka		
Switzerland		Bangladesh		
USA	January 2 - 31, 2021	United Arab Emirates	May 15 - July 31, 2021	
Austria		Oman		
United Arab Emirates	January 10 - 31, 2021	Indonesia	July 16 - 31, 2021	
Hungary		Thailand	July 25 - 31, 2021	
		Malaysia	July 25 - 31, 2021	

Sources: 1) Memo from the ES, OP dated January 5, 8, 12, 15, May 4, 15, June 1, July 14, and July 23, 2021, and 2) IATF Resolution No. 112, 123, and 126 dated July 15, 2021.

<b>Prepared by:</b>	<b>Reviewed by:</b>	<b>Approved by:</b>
(SGD) <b>ARIANNE JEWEL G PEROLA</b> Duty Staff	(SGD) <b>MARVIN T MANZANO</b> Officer, TG MROF Coordination Center	(SGD) <b>DIR. BERNARDO RAFAELITO R ALEJANDRO IV, CESO IV</b> Head, TG MROF Coordination Center

Republic of the Philippines  
Inter-Agency Task Force  
FOR THE MANAGEMENT OF EMERGENCY INFECTIOUS DISEASE  
NATIONAL TASK FORCE COVID-19  
**Task Group on Management of Returning Overseas Filipinos**

**NARRATIVE REPORT**  
**25 July 2021**

---

**ACTIONS TAKEN:** Management of Returning Overseas Filipinos (MROF)

The Task Group on Management of Returning Overseas Filipinos (TG-MROF) was created by the National Incident Command-National Task Force COVID 19 to solely cater to the medical and social needs of Returning Overseas Filipinos (ROFs). The TG-MROF in coordination with various government agencies, private entities, and other task groups created to respond with the prevailing crisis, regional task units, and local government agencies that are task to facilitate the safe return of the ROFs back to their home provinces.

**Members:** DND, DOTr, DOLE, DILG, DFA, DOT, DSWD, DOH, OCD, OWWA, BOQ, CAAP, MARINA, PCG, PNP and AFP

**ARRIVALS:** As of 23 July 2021, a total of 1,295,044 Returning Overseas Filipinos (ROFs) arrived at the NAIA Terminals 1, 2, and 3, Clark International Airport, Mactan-Cebu International Airport, Laoag International Airport, South Harbor, Subic, Bataan, and Zamboanga Port. Of which, a total of 1,038,757 are **OFWs** (596,313 are **land-based** and 442,444 are **sea-based**) and 252,101 are **non-OFWs**.

A total of 4,186 deceased ROFs had arrived in the country from 07 July 2020 – 24 July 2021. Of which, 585 died due to COVID-19.

**TESTING:** From May 9, 2020 to 31 January 2021, a total of 810,134 ROFs were tested thru RT-PCR.

**6<sup>TH</sup> DAY OF SWABBING OPERATIONS:** From 01 February to 13 May 2021, a total of 233,767 Returning Overseas Filipinos (ROFs) were tested thru RT-PCR, on the 6<sup>th</sup> day of their quarantine period.

**7<sup>TH</sup> DAY OF SWABBING OPERATIONS:** As of 22 July, a total of 179,293 Returning Overseas Filipinos (ROFs) were tested thru RT-PCR on the 7<sup>th</sup> day of their quarantine period. Of which, 112,592 were tested by PCG, 17,165 were tested by BOQ Clark, 19,785 were tested by Detoxicare, 17,709 were tested by PADL, 10,733 were tested by DOH-RESU 7, 266 were tested by M. Mariano Memorial Hospital, 237 were tested by Southern Philippine Medical Center, and 806 were tested by BOQ Subic.

**QUARANTINE:** As of 24 July 2021, a total of 19,656 ROFs were confirmed positive with COVID-19. Of which, 217 are admitted at 13 quarantine facilities, 19,421 were able to recover and 18 died.

**OSS-MROF BALIK PROBINSYA AND UWIAN NA PROGRAM:** As of 23 July 2021, a total of 702,633 ROFs were assisted back to their home provinces. Of which, 268,234 were assisted by land, 338,307 by air, and 96,092 by sea.

**OWWA COVID-19 RELATED ASSISTANCE TO OFWs:** From March 2020 to 21 July, 2021, a total of 624,648 OFWs were assisted by OWWA on their "Returned to Home Regions" program and 640,133 OFWs are also assisted through "OFW Kalinga" program.

**RETURNING FILIPINOS (REFs) from SABAH:** As of 22 May 2021, a total of 3,289 REFs from Sabah had arrived in the country. While as of 21 June 2021, a total of 4,683 remaining Filipinos are still in Sabah for transfer.

**TRAVEL BANNED COUNTRIES:** As of 25 June 2021, Travelers from 10 countries are prohibited to enter the Philippines until 31 July, 2021. A total of 45 countries were issued a travel restriction by the Philippines since 26 December 2020.

Prepared by:

**(SGD) MS ARIANNE JEWEL G PEROLA**  
Duty Staff

Reviewed by:

**(SGD) MR MARVIN T. MANZANO**  
Officer, TG MROF Coordination Center

Approved by:

**(SGD) DIR. BERNARDO RAFAELITO R. ALEJANDRO IV, CESO IV**  
Head, TG MROF Coordination Center