



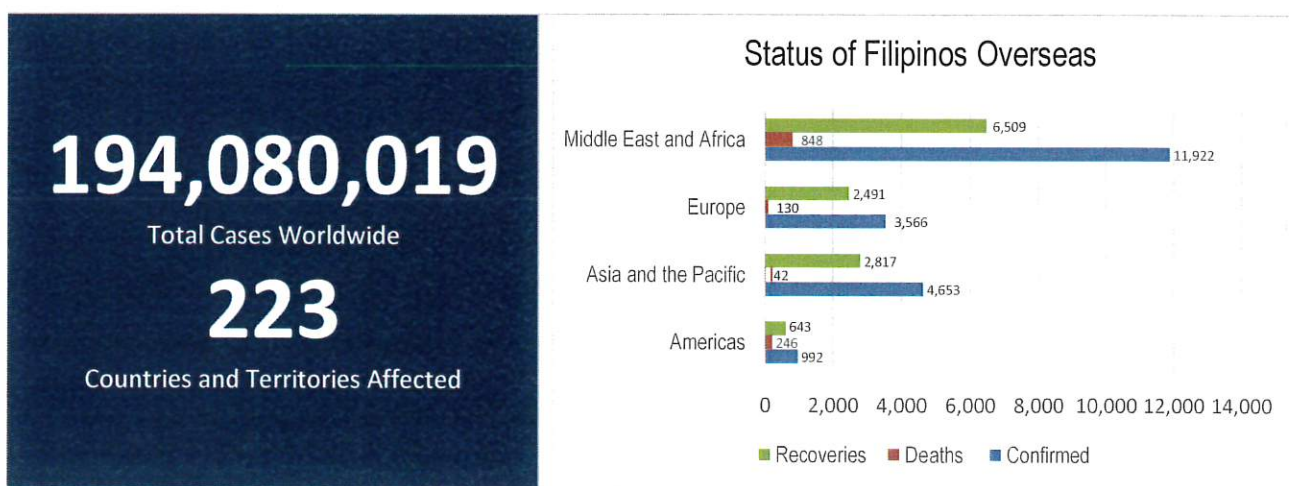
REPUBLIC OF THE PHILIPPINES  
**NATIONAL DISASTER RISK REDUCTION AND MANAGEMENT COUNCIL**

National Disaster Risk Reduction and Management Center, Camp Aguinaldo, Quezon City, Philippines

NATIONAL TASK FORCE  
**CORONAVIRUS DISEASE-2019**  
**SITUATIONAL REPORT NO. 482**

Issued on 1200H, 27 July 2021  
 Report Coverage: 26 July 2021

**GLOBAL SITUATION**

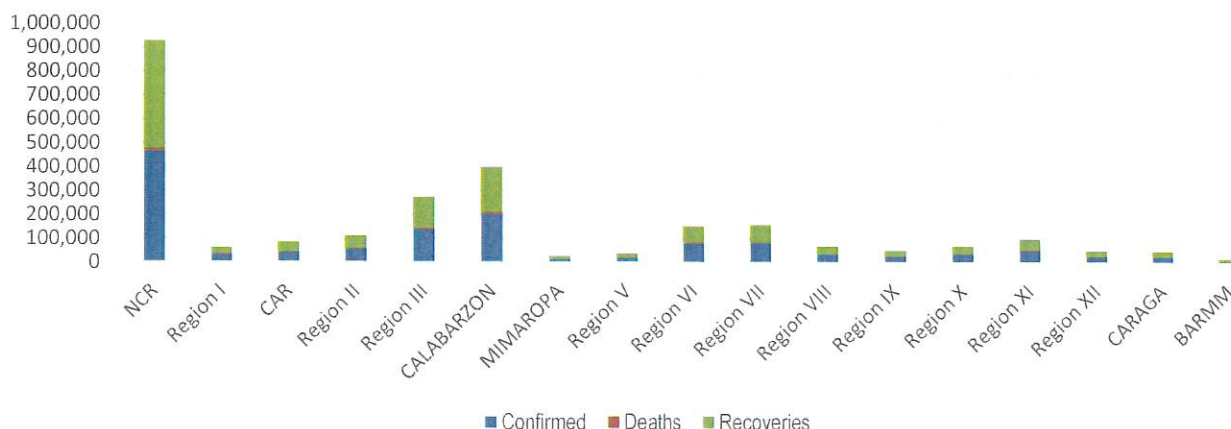


Source: WHO as of 26 July 2021

**PHILIPPINE SITUATION**

	TOTAL	NEW	REMARKS
TOTAL CASES	<b>1,562,420</b>	+ 7,186	
ACTIVE CASES	<b>56,477</b>		<b>3.6%</b> Positivity Rate
DEATHS	<b>27,318</b>	+ 72	<b>1.75%</b> Case Fatality Rate
RECOVERIES	<b>1,478,625</b>	+ 5,672	<b>94.6%</b> Case Recovery Rate

Summary of Cases per Region



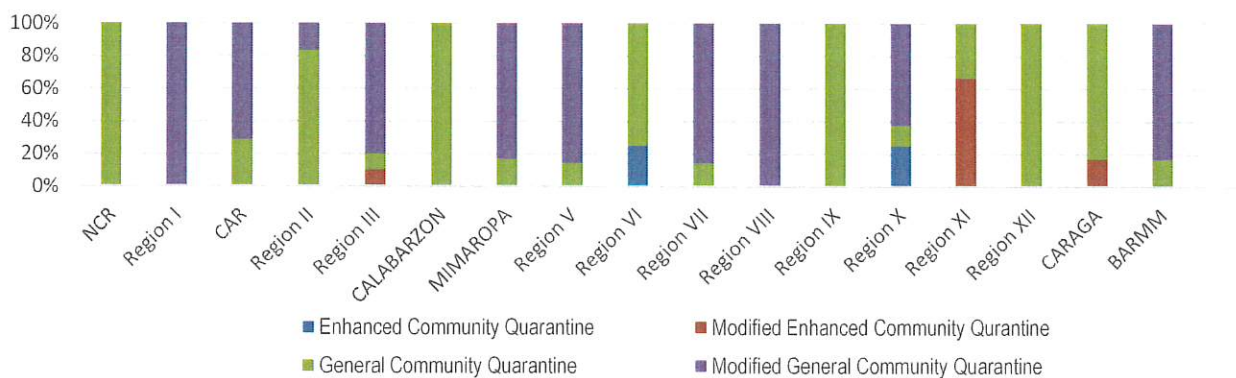
# P-D-I-T-R STRATEGY

With reference to the National Action Plan (NAP) for COVID-19, the National Task Force is intensifying efforts to PREVENT the spread of the COVID-19, TEST individuals, and communities, ISOLATE those that are identified to be confirmed cases, TREAT and provide with appropriate health care, and REINTEGRATE them back to the community.

## PREVENT

PREVENT enables to change mindsets and behaviors to advocate for shared responsibility in ensuring compliance to minimum public health standards and protocols and address stigma and division in the communities, workplaces, schools. To implement the PREVENT strategy, community quarantine declarations are made in various localities, enforcing stricter regulations and disease preventive measures particular for areas with high cases. The status of community quarantine declarations is summarized as follows:

Status of Community Quarantine Declaration



## DETECT

DETECT entails active screening of those presenting with signs and symptoms of COVID-19 in the community as well as other disease surveillance activities. For this purpose, contact tracing teams have been organized and provided with appropriate training. Summary is as follows:



The overall results of contact tracing are summarized as follows:

<h1>1:7</h1> <p>Case : Close Contacts Ratio</p>	<h1>90%</h1> <p>Contact Tracing Done for All Close Contacts of Confirmed Cases</p>
---	--

Also, part of DETECT strategy is the enhancement of the COVID-19 testing capacities of the country. For this purpose, testing laboratories are setup and provided with appropriate licensing. The summary is as follows:

<b>269</b>	<b>39</b>
Licensed RT-PCR and GeneXpert Laboratories	Laboratories with Ongoing Licensing Applications

The overall testing results is summarized as follows:

	TOTAL	NEW
TESTS CONDUCTED	<b>16,448,669</b>	+33,075
UNIQUE INDIVIDUALS TESTED	<b>15,460,474</b>	+30,749
POSITIVITY RATE	<b>10.65%</b>	
BACKLOGS	<b>825</b>	

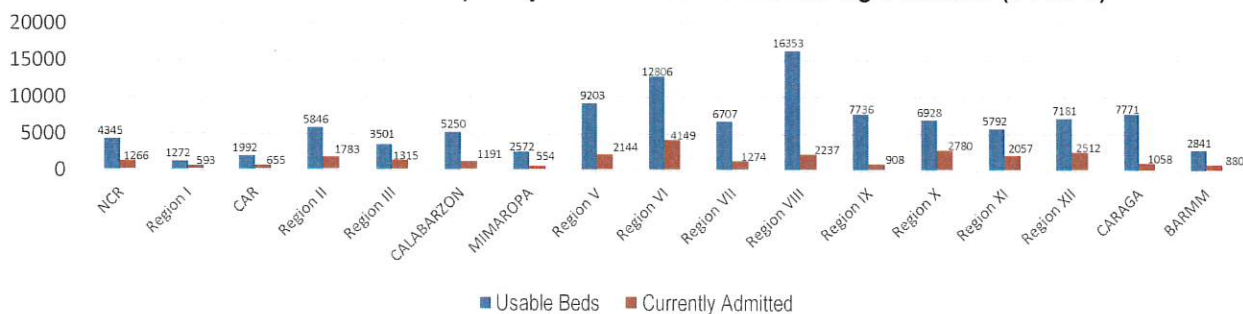
To aid in the testing efforts, Mega Swabbing Sites have been established. The outputs of the Mega Swabbing Sites are as follows:

	TOTAL	NEW
ACT MOBILE TEAM	<b>319,361</b>	-
MOA ARENA	<b>330,228</b>	-
NINOY AQUINO STADIUM	<b>331,381</b>	-
PHILIPPINE SPORTS ARENA	<b>468,002</b>	-

## ISOLATE

Isolate involves implementation of measures to separate those identified as exposed and confirmed cases and provide medical interventions to further prevent the spread of the disease. This strategy involves setting up of Temporary Treatment and Monitoring Facilities (TTMFs). The summary of TTMFs established is as follows:

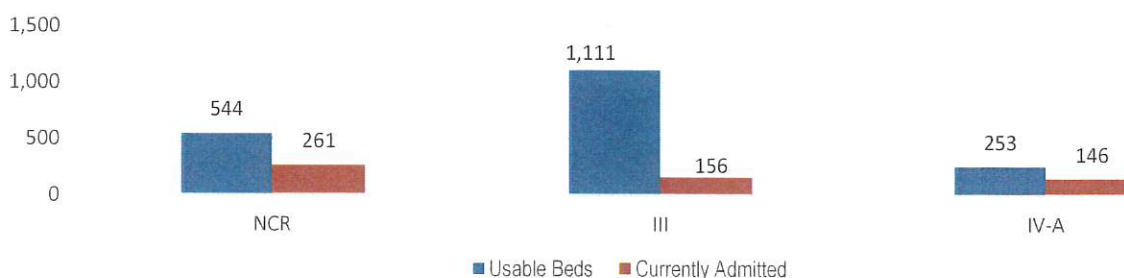
Status of Beds for Temporary Treatment and Monitoring Facilities (TTMFs)



Source: DOH as of 22 July 2021

Aside from the TTMFs, Mega LIGTAS facilities have also been established. The summary of occupancies for the Mega LIGTAS facilities is as follows:

Status of Beds for Mega LIGTAS facilities

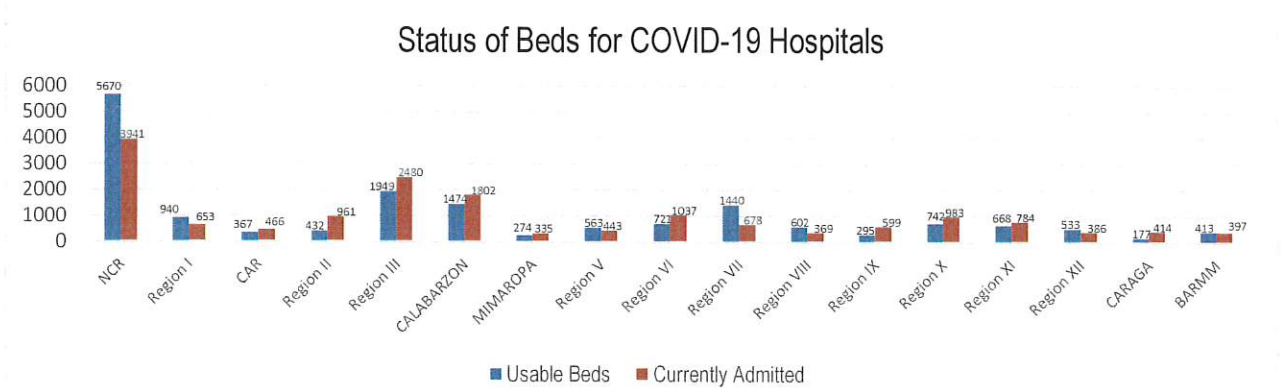


Source: DOH as of 22 July 2021



# TREAT

For the TREAT strategy, One Hospital Command has been established to facilitate a centralized referral system. Further, wards, isolation, and intensive care units are in operation to provide treatment services for COVID-19 positives. The occupancy rate for all beds dedicated to COVID-19 (Ward, Isolation, Intensive Care) among reporting hospitals is summarized as follows.



Source: DOH as of 22 July 2021

# PROCUREMENT AND DONATIONS

In terms of resources, the following is the summary of total domestic donations, international donations received by the Philippine government as well as the total procured personal protective equipment (PPE) distributed.




Note: Total of Domestic and International donations reduced due to duplication of data

# MANAGEMENT OF RETURNING OVERSEAS FILIPINOS

Returning Overseas Filipinos are provided with assistance by facilitating their arrival from different points of origin abroad until their return to their respective homes, and attend to their medical and social needs, in order to give them comfort, ensure their safety, and prevent the spread of COVID-19. The following is the summary of ROFs



For the Chairperson, NDRRMC:

  
**UNDERSECRETARY RICARDO B JALAD**  
 Executive Director, NDRRMC and  
 Administrator, OCD

<p><b>REFERENCES:</b> Reports from          World Health Organization          Office of Civil Defense          Department of Health          Department of the Interior and Local Government          Department of Foreign Affairs</p>	<p><b>ANNEXES:</b>          Community Quarantine Declaration per Region          Breakdown of Returning Overseas Filipinos</p> <p><b>NOTE:</b>          Other reports are available upon request</p>
--	--

**Breakdown of COVID-19 Cases per LGU**  
As of 26 July 2021

REGION / PROVINCE / CHARTERED CITY	CLOSE CONTACTS	SUSPECTED CASES	PROBABLE CASES	ACTIVE CONFIRMED CASES	CUMULATIVE CONFIRMED CASES	CUMULATIVE DEATHS	CUMULATIVE RECOVERIES
<b>GRAND TOTAL</b>	<b>2,613,492</b>	<b>771,557</b>	<b>147,616</b>	<b>73,939</b>	<b>1,356,498</b>	<b>34,283</b>	<b>1,248,013</b>
<b>NCR</b>	<b>1,069,785</b>	<b>549,650</b>	<b>142,830</b>	<b>6,129</b>	<b>466,261</b>	<b>9,757</b>	<b>450,375</b>
Caloocan		47,811	39,077	396	39,309	1,119	37,794
Malabon	51,458	0	19,437	209	13,882	459	13,214
Navotas	5,071	2,655	7,997	182	11,350	379	10,789
Valenzuela		7,494	860	316	21,325	549	20,460
Pasig	30,093	2,933	39,545	446	30,324	832	29,046
Pateros	11,703	10,717	986	44	4,772	63	4,665
Marikina	80,936	405	2,079	145	16,430	434	15,851
Taguig	60,265	56,782	3,483	465	29,843	281	29,097
Quezon City	478,645	375,774	0	1,647	105,788	1,214	102,927
Manila		331	0	640	68,131	1,267	66,224
Makati	88,175	13,154	965	584	27,981	729	26,668
Mandaluyong		5,274	25,528	144	18,626	478	18,004
San Juan	80,720	94	0	89	9,471	228	9,154
Muntinlupa	758	16	1,309	324	14,499	384	13,791
Parañaque	165,883	14,040	654	230	22,780	501	22,049
Las Piñas	13,384	12,021	670	191	17,003	445	16,367
Pasay	2,694	149	240	77	14,747	395	14,275
<b>CAR</b>	<b>293,427</b>	<b>35,761</b>	<b>0</b>	<b>1,387</b>	<b>43,001</b>	<b>799</b>	<b>40,805</b>
Abra	4,196	889	-	211	1,303	32	1,060
Apayao	4,910	1,724	-	225	2,071	12	1,834
Baguio City	194,153	9,461	-	515	15,390	311	14,557
Benguet	49,182	10,805	-	297	9,856	245	9,313
Ifugao	8,864	6,518	-	68	4,747	43	4,635
Kalinga	12,613	3,872	-	56	4,949	76	4,817
Mt. Province	19,509	2,492	-	15	4,685	80	4,589
<b>I</b>	<b>125,295</b>	<b>16,717</b>	<b>0</b>	<b>6,792</b>	<b>34,541</b>	<b>777</b>	<b>26,972</b>
Ilocos Norte	11,897	216	0	2,060	6,385	25	4,300
Ilocos Sur	26,224	985	0	1,365	4,731	22	3,344
La Union	24,075	9,267	0	1,436	8,645	114	7,095
Pangasinan	49,624	5,572	0	1,755	12,794	524	10,515
Dagupan City	13,475	677	0	176	1,986	92	1,718
<b>II</b>	<b>495</b>	<b>2,401</b>	<b>4</b>	<b>2,320</b>	<b>57,593</b>	<b>1,547</b>	<b>53,710</b>
Batanes	0	18	0	2	14	0	12
Cagayan	133	649	2	1,465	20,296	446	18,381
Isabela	299	1,267	2	502	27,988	820	26,659
Nueva Vizcaya	63	413	0	314	6,557	200	6,039
Quirino	0	54	0	37	2,738	81	2,619
<b>III</b>	<b>0</b>	<b>2,690</b>	<b>666</b>	<b>5,810</b>	<b>139,743</b>	<b>3,426</b>	<b>130,507</b>
Aurora	-	0	0	38	2,116	71	2,007
Bataan	-	310	218	1,017	14,101	223	12,861
Bulacan	-	722	100	1,985	53,647	1,015	50,647
Nueva Ecija	-	299	14	423	15,324	429	14,472
Pampanga	-	567	156	1,204	26,923	877	24,842
Tarlac	-	538	24	328	10,577	323	9,926
Zambales	-	121	6	314	4,944	122	4,508
Angeles City	-	133	147	340	8,578	234	8,004
Olongapo City	-	0	1	161	3,533	132	3,240
<b>CALABARZON</b>	<b>6,212</b>	<b>39,005</b>	<b>1,016</b>	<b>10,198</b>	<b>204,019</b>	<b>6,142</b>	<b>187,679</b>
Cavite	3,466	11,600	175	3,568	58,802	1,571	53,663
Laguna	559	12,504	798	2,836	51,756	1,447	47,473
Batangas	213	1,674	17	1,410	36,187	1,267	33,510
Rizal	823	15	0	1,560	41,153	1,141	38,452
Quezon	1151	13,212	26	824	16,121	716	14,581
<b>MIMAROPA</b>	<b>32,265</b>	<b>8,484</b>	<b>176</b>	<b>1,300</b>	<b>14,904</b>	<b>347</b>	<b>13,046</b>
Occidental Mindoro	7,353	332	28	149	1,861	36	1,655
Oriental Mindoro	8,832	4,316	32	452	5,504	161	4,826
Marinduque	4,202	626	81	64	819	22	725
Romblon	3,427	258	3	284	1,437	15	1,130
Palawan	8,451	2,952	32	351	5,283	113	4,710
<b>V</b>	<b>13,852</b>	<b>760</b>	<b>1</b>	<b>3,258</b>	<b>20,719</b>	<b>786</b>	<b>16,675</b>
Albay	4,911	411	1	776	4,984	189	4,019
Camarines Norte	664	66	0	311	1,247	55	881
Camarines Sur	3,742	149	0	1,294	8,673	316	7,063
Catanduanes	1,226	35	0	118	843	11	714
Masbate	1,352	15	0	539	1,831	50	1,242
Sorsogon	842	83	0	141	3,048	161	2,746

REGION / PROVINCE / CHARTERED CITY	CLOSE CONTACTS	SUSPECTED CASES	PROBABLE CASES	ACTIVE CONFIRMED CASES	CUMULATIVE CONFIRMED CASES	CUMULATIVE DEATHS	CUMULATIVE RECOVERIES
<i>Others</i>	1,115	1	0	79	93	4	10
<b>VI</b>	<b>158,289</b>	<b>458</b>	<b>158</b>	<b>10,890</b>	<b>81,349</b>	<b>1,853</b>	<b>68,585</b>
<i>Aklan</i>	18,183	21	9	1,813	7,152	95	5,244
<i>Antique</i>	5,574	68	100	688	3,050	76	2,284
<i>Capiz</i>	19,876	15	8	550	5,186	195	4,440
<i>Guimaras</i>	3,292	12	0	125	1,196	30	1,041
<i>Iloilo</i>	37,211	140	10	2,823	15,709	387	12,496
<i>Iloilo City</i>	37,721	89	18	1,527	13,272	359	11,383
<i>Negros Occidental</i>	25,383	93	2	1,886	20,760	362	18,503
<i>Bacolod City</i>	11,049	20	11	1,478	15,024	349	13,194
<b>VII</b>	<b>6,381</b>	<b>2,425</b>	<b>2,172</b>	<b>8,615</b>	<b>83,560</b>	<b>2,402</b>	<b>72,543</b>
<i>Bohol</i>	976	636	17	1,793	9,323	70	7,460
<i>Cebu</i>	4,336	218	584	1,888	19,114	813	16,413
<i>Negros Oriental</i>	833	1,512	1,540	1,131	10,489	197	9,161
<i>Siquijor</i>	14	-	2	51	233	3	179
<i>Cebu City</i>	-	-	-	2,085	28,620	902	25,633
<i>Lapu-Lapu City</i>	49	-	-	979	8,040	179	6,882
<i>Mandaue City</i>	173	59	29	688	7,741	238	6,815
<b>VIII</b>	<b>124,577</b>	<b>610</b>	<b>1</b>	<b>1,283</b>	<b>35,123</b>	<b>419</b>	<b>33,421</b>
<i>Leyte</i>	29,811	218	-	400	12,416	112	11,904
<i>Southern Leyte</i>	12,580	62	-	71	2,978	34	2,873
<i>Biliran</i>	5,177	42	-	10	1,115	27	1,078
<i>Samar</i>	35,797	72	1	85	5,873	86	5,702
<i>Eastern Samar</i>	8,510	65	-	232	3,273	40	3,001
<i>Northern Samar</i>	10,829	32	-	213	2,612	33	2,366
<i>Tacloban City</i>	18,807	94	-	152	4,620	59	4,409
<i>Ormoc City</i>	3,066	9	-	120	2,236	28	2,088
<i>Other Region</i>	-	16	-	-	0	0	0
<b>IX</b>	<b>144,584</b>	<b>29,389</b>	<b>0</b>	<b>793</b>	<b>26,044</b>	<b>1,041</b>	<b>24,210</b>
<i>Zamboanga Del Norte</i>	16,511	3,512	0	254	5,006	174	4,578
<i>Zamboanga Del Sur</i>	44,456	3,353	0	295	6,294	178	5,821
<i>Zamboanga Sibugay</i>	8,464	1,673	0	68	1,927	80	1,779
<i>Zamboanga City</i>	71,183	19,917	0	162	12,044	590	11,292
<i>Isabela City, Basilan</i>	3,970	934	0	14	773	19	740
<b>X</b>	<b>0</b>	<b>44,455</b>	<b>0</b>	<b>4,269</b>	<b>36,365</b>	<b>1,231</b>	<b>30,865</b>
<i>Cagayan De Oro City</i>	-	11,792	0	1,620	12,383	503	10,260
<i>Iligan City</i>	-	2,146	0	83	2,523	181	2,259
<i>Bukidnon</i>	-	13,153	0	1,374	8,886	140	7,372
<i>Camiguin</i>	-	1,442	0	147	649	10	492
<i>Lanao Del Norte</i>	-	635	0	116	1,718	87	1,515
<i>Misamis Occidental</i>	-	4,668	0	243	4,037	120	3,674
<i>Misamis Oriental</i>	-	10,619	0	686	6,169	190	5,293
<b>XI</b>	<b>358,954</b>	<b>30,125</b>	<b>170</b>	<b>6,668</b>	<b>52,929</b>	<b>1,748</b>	<b>44,513</b>
<i>Davao City</i>	215,877	26,338	108	2,470	29,794	1,005	26,319
<i>Davao Del Sur</i>	23,514	972	2	1,403	4,416	132	2,881
<i>Davao Occidental</i>	45,088	219	15	198	922	18	706
<i>Davao Del Norte</i>	24,554	1,381	39	1,573	10,190	323	8,294
<i>Davao Oriental</i>	9,686	444	1	281	3,466	98	3,087
<i>Davao De Oro</i>	40,115	771	5	743	4,141	172	3,226
<i>Other Region</i>	120	-	-	-	-	-	-
<b>XII</b>	<b>177,571</b>	<b>6,553</b>	<b>6</b>	<b>2,548</b>	<b>26,552</b>	<b>860</b>	<b>23,139</b>
<i>General Santos City</i>	16,931	1,191	-	686	7,330	234	6,410
<i>North Cotabato</i>	15,233	407	1	592	4,439	237	3,606
<i>Sarangani</i>	33,315	91	-	428	3,000	46	2,525
<i>South Cotabato</i>	96,881	4,496	5	677	8,849	245	7,927
<i>Sultan Kudarat</i>	15,211	368	-	165	2,934	98	2,671
<b>CARAGA</b>	<b>100,912</b>	<b>1,360</b>	<b>404</b>	<b>1,233</b>	<b>24,593</b>	<b>790</b>	<b>22,570</b>
<i>Dinagat Islands</i>	1,883	142	22	47	1,142	44	1,051
<i>Butuan City</i>	40,943	300	7	293	6,967	184	6,490
<i>Cabadbaran City</i>	1,387	63	6	36	650	9	605
<i>Tandag City</i>	5,022	21	9	40	971	27	904
<i>Agusan Del Norte</i>	2,821	225	26	123	2,342	68	2,151
<i>Bayugan City</i>	1,064	77	22	31	585	20	534
<i>Agusan Del Sur</i>	19,481	130	128	169	4,162	108	3,885
<i>Surigao Del Norte</i>	7,215	106	22	134	1,784	71	1,579
<i>Surigao Del Sur</i>	10,128	59	60	209	3,124	110	2,805
<i>Surigao City</i>	5,056	171	47	119	1,589	75	1,395
<i>Bislig City</i>	5,912	66	55	32	1,277	74	1,171

REGION / PROVINCE / CHARTERED CITY	CLOSE CONTACTS	SUSPECTED CASES	PROBABLE CASES	ACTIVE CONFIRMED CASES	CUMULATIVE CONFIRMED CASES	CUMULATIVE DEATHS	CUMULATIVE RECOVERIES
<b>BARMM</b>	<b>893</b>	<b>714</b>	<b>12</b>	<b>446</b>	<b>9,202</b>	<b>358</b>	<b>8,398</b>
<i>Maguindanao</i>	73	106	4	179	2,084	77	1,828
<i>Lanao del Sur</i>	723	200	1	79	2,820	105	2,636
<i>Basilan</i>	63	128	1	6	776	26	744
<i>Sulu</i>	34	235	6	5	647	24	618
<i>Tawi-Tawi</i>	0	45	0	3	181	17	161
<i>Cotabato City</i>	0	0	0	174	2,694	109	2,411

Sources: OCDROs

Note: Decrease in figures of cumulative data is due to ongoing validation.





## Task Group on Management of Returning Overseas Filipinos

Summary Report

July 26, 2021

### TOTAL ARRIVAL OF ROFs

**1,298,341**



OFWs

**1,041,249**

LAND-BASED

**597,557**

SEA-BASED

**443,692**



NON-OFWs

**252,896**

DECEASED OFs

**4,196**

### OSS-MROF BALIK PROBINSYA AND UWIAN NA PROGRAM

TOTAL ASSISTED ROFs: **702,982**



AIR

**338,307**



SEA

**96,092**



LAND

**268,583**

### OWWA COVID-19 RELATED ASSISTANCE TO OFWs

RETURNED TO HOME REGIONS : **624,648**

OFW KALINGA : **640,133**

### TOTAL NO. OF RETURNING FILIPINOS FROM SABAH

(As of 22 May 2021)

**3,289**

TOTAL of ROFs TESTED on the 7TH DAY SWABBING OPERATIONS  
(14 May - 24 July 2021)

**182,967**

### HEALTH STATUS of ROFs



QUARANTINE FACILITY

**13**



CONFIRMED POSITIVE

**19,712**



ADMITTED

**267**



RECOVERED

**19,427**



DEATHS

**18**



RED FLAGGED COUNTRIES

**42**





Task Group on Management of Returning Overseas Filipinos

TG-MROF Daily Operational Report as of 26 July 2021

ARRIVALS

ROFs	TOTAL ARRIVAL ON AIRPORT: 1,233,784													GRAND TOTAL ARRIVAL OF ROFs		
	NINYO AQUINO INTERNATIONAL AIRPORT						CLARK INTERNATIONAL AIRPORT		MACTAN-CEBU INTERNATIONAL AIRPORT		LAOAG AIRPORT	DAVAO AIRPORT	SUBIC AIRPORT			
	Terminal 1		Terminal 2		Terminal 3		Now	Cumulative	Now	Cumulative	Now	Cumulative	Now			Cumulative
	(23 April 2020 - 24 July 2021)		(23 April 2020 - 24 July 2021)		(08 July 2020 - 24 July 2021)											
<b>SUBTOTAL</b>	<b>780</b>	<b>299,460</b>	<b>600</b>	<b>414,191</b>	<b>725</b>	<b>295,786</b>	<b>405</b>	<b>132,837</b>	<b>231</b>	<b>89,030</b>	<b>266</b>	<b>759</b>	<b>1,455</b>	<b>2,741</b>	<b>1,298,341</b>	
<b>OFWs</b>	679	251,993	361	300,089	554	234,620	405	121,915	58	69,913	251	665	1,442	2,057	1,041,249	
<b>Land-based</b>	521	172,950	24	207,526	75	128,567	347	60,169	5	26,208	241	536	1,360	972	597,557	
<b>Sea-based</b>	158	79,043	337	92,563	479	106,053	58	61,746	53	43,705	10	129	82	1,085	443,692	
<b>NON-OFWs</b>	101	47,467	239	114,102	171	61,166	0	10,922	173	19,117	15	94	13	684	252,896	
<b>Deceased OFs</b>	10	4,196												10	4,196	

ROFs	TOTAL ARRIVAL ON SEAPORT: 60,361											
	MANILA		CEBU		SUBIC		BATAAN		TAWI-TAWI/ ZAMBOANGA		DAVAO	
	Now	Cumulative	Now	Cumulative	Now	Cumulative	Now	Cumulative	Now	Cumulative	Now	Cumulative
<b>SUBTOTAL</b>	0	54,784	0	489	0	815	0	936	0	3,289	0	48
<b>OFWs</b>	0	54,784	0	489	0	815	0	936	0	3,289	0	48
<b>Sea-based</b>	0	54,784	0	489	0	815	0	936	0	3,289	0	48

Sources: 1) OSS Report dated 24 July 2021, 2) BOQ Report No. 431 dated 25 July 2021, 3) BOQ Human Remains Report No. 374 dated 15 July 2021, and 4) OCD BARMM Report dated 29 May 2021

TESTING (09 May 2020 - 31 January 2021)

ROFs	AIRPORTS					GRAND TOTAL OF TESTED ROFs
	NAIA			CLARK INTERNATIONAL AIRPORT	MACTAN-CEBU INTERNATIONAL AIRPORT	
	Terminal 1	Terminal 2	Terminal 3	Cumulative	Cumulative	
<b>SUBTOTAL</b>	193,297	270,090	186,044	67,026	42,925	810,139
<b>RT-PCR (Viral Test)</b>						
Conducted by PCG	170,310	210,044	161,860	67,026	42,925	702,922
Arranged by LMA	2,256	2,011	0	0	0	4,267
Arranged by MARIKINA LGU	20	27	44	0	0	91
Arranged by PAMPANGA LGU	907	1,747	592	0	0	3,246
Conducted by PAGSS-PADL	19,804	0	23,548	0	0	43,352
Conducted by PAU/DETOXICARE	0	56,261	0	0	0	56,261

ROFs	SEAPORTS					
	MANILA	CEBU	SUBIC	BATAAN	TAWI-TAWI/ ZAMBOANGA	DAVAO
	Cumulative	Cumulative	Cumulative	Cumulative	Cumulative	Cumulative
<b>SUBTOTAL</b>	47,509	119	438	697	1,986	8
<b>RT-PCR (Viral Test)</b>						
Conducted by PCG	47,509	119	438	697	1,986	8

Sources: 1) OSS Report dated 31 January 2021, and 2) BOQ Report No. 258 dated 02 February 2021.

6TH DAY SWABBING OPERATIONS

Agency	GRAND TOTAL OF TESTED ROFs
	Cumulative
<b>SUBTOTAL</b>	233,767
<b>RT-PCR (Viral Test)</b>	
PCG	154,815
BOQ	25,082
DETOXICARE	19,795
PADL	22,727
PRIMERCARE	11,348

Sources: 1) OSS Report dated 15 May 2021. (Note: Figures from previous reports may differ due to data verification process.)

7TH DAY SWABBING OPERATIONS (May 14 - July 24, 2021)

Agency	AIRPORTS						GRAND TOTAL OF TESTED ROFs
	NAIA	CLARK	CEBU	LAOAG	DAVAO	SUBIC	
	Cumulative	Cumulative	Cumulative	Cumulative	Cumulative	Cumulative	
<b>SUBTOTAL</b>	150,960	19,179	10,973	266	596	993	182,967
<b>RT-PCR (Viral Test)</b>							
PCG/GOVT LABS	114,455	0	0	0	0	0	114,455
BOQ CLARK	0	17,563	0	0	0	0	17,563
DETOXICARE	20,197	0	0	0	0	0	20,197
PADL	76,308	1,616	0	0	0	0	77,924
DOH-RESU 7	0	0	10,973	0	0	0	10,973
M. MARIANO MEM HOSPITAL	0	0	0	266	0	0	266
SOUTHERN PHIL MED CTR	0	0	0	0	596	0	596
BOQ SUBIC	0	0	0	0	0	993	993

Sources: 1) OSS Report dated 24 July 2021. (Note: Figures from previous reports may differ due to data verification process.)





Task Group on Management of Returning Overseas Filipinos

TG-MROF Daily Operational Report as of 26 July 2021

QUARANTINE

ROFs IN TREATMENT AND MONITORING FACILITIES									ROFs IN ACCOMMODATION ESTABLISHMENTS (AEs)	
No. of QFs	Confirmed Positive		Admitted		Recovered		Deaths		No. of AEs	Non-OFWs
	Now	Cumulative	Now	Cumulative	Now	Cumulative	Now	Cumulative		
13	56	19,712	50	267	6	19,427	0	18	0	0

Source: 1) BOQ Report No. 431 dated 25 July 2021. (Note: Figures from previous reports may differ due to data verification process.)

OSS-MROF BALIK PROBINSYA & UWIAN NA PROGRAM (May 25, 2020 - July 24, 2021)

ROFs ASSISTED THRU THEIR DESTINATION	MODE OF TRANSPORTATION			GRAND TOTAL
	Air (NAIA T2)	Land (PITX)	Sea (N. Harbor)	
	Cumulative	Cumulative	Cumulative	
	338,307	268,583	96,092	702,982

Sources: 1) OSS Report as of 24 July 2021, 2) PITX Report (Uswan Na Program) dated 25 July 2021, and 3) DOT (Holid Tulang Program) Report dated 14 May 2021.  
\*Data starting from June 2 includes LSI and APOR. (Note: Figures from previous reports may differ due to data verification process.)

OWWA COVID-19 RELATED ASSISTANCE TO OFWs (March 2020 - July 11, 2021)

Returned to Home Regions	624,648
OFW Kalinga	640,133

Source: 1) OWWA Monitoring Report dated 21 July 2021.

REMAINS OF DECEASED OFs

COUNTRY OF ORIGIN			CAUSE OF DEATH	
COUNTRY	NOW	CUMULATIVE		CUMULATIVE
<b>TOTAL</b>	<b>10</b>	<b>4,196</b>		<b>4,196</b>
Saudi Arabia	0	798	COVID-19	586
USA	0	287	NON COVID-19	3,610
United Arab Emirates	0	149		
Qatar	0	67		
Kuwait	0	51		
Others	10	2,844		

Source: 1) BOQ Human Remains Report No. 374 dated 25 July 2021. (Note: Figures from previous reports may differ due to data verification process.)

RETURNING FILIPINOS FROM SABAH

TOTAL NO. OF RETURNING FILIPINOS FROM SABAH:		3,289
First Batch	July 5, 2020	395
Second Batch	July 29, 2020	394
Third Batch	August 13, 2020	400
Fourth Batch	August 28, 2020	379
Fifth Batch	September 24, 2020	400
Sixth Batch	November 12, 2020	151
Seventh Batch	December 13-20, 2020	Failed deportation due to force majeure
Eighth Batch	March 7, 2021	316
Ninth Batch	April 17, 2021	358
Tenth Batch	May 22, 2021	496

As of June 21, 2021, 4,683 remaining Filipinos are still in Sabah for transfer.

Source: 1) OCD BARMM Report dated 22 May 2021. (Note: Figures from previous reports may differ due to data verification process.)

RED FLAGGED COUNTRIES

COUNTRY	PERIOD	COUNTRY	PERIOD	
Australia	December 26, 2020 January 31, 2021	Pakistan	December 29, 2020 January 31, 2021	
Canada		Jamaica		
Denmark		Luxembourg		
France		Oman		
Germany		China		
Hong Kong		Singapore		
Iceland		Brazil		
Ireland		Finland		
Israel		India		
Italy		Jordan		
Japan		Norway		
Lebanon		Portugal		
South Africa		India	April 29 - July 31, 2021	
South Korea		Pakistan	May 7 - July 31, 2021	
Spain		Nepal		
Sweden		Sri Lanka		
Switzerland		Bangladesh		
USA		January 2 - 31, 2021	United Arab Emirates	May 15 - July 31, 2021
Austria		January 10 - 31, 2021	Oman	July 16 - 31, 2021
United Arab Emirates			Indonesia	
Hungary	Thailand			
	Malaysia			
	July 25 - 31, 2021			

Sources: 1) Memo from the ES, OP dated January 5, 8, 12, 15, May 4, 15, June 1, July 14, and July 23, 2021, and 2) IATF Resolution No. 112, 123, and 126 dated July 15, 2021.

Prepared by:

ARIANNE JEWEL G PEROLA  
Duty Staff

Reviewed by:

MARVIN T MANZANO  
Officer, TG MROF Coordination Center

Approved by:

DIR. BERNARDO RAFAELITO R ALEJANDRO IV, CESO IV  
Head, TG MROF Coordination Center

Republic of the Philippines  
Inter-Agency Task Force  
FOR THE MANAGEMENT OF EMERGENCY INFECTIOUS DISEASE  
NATIONAL TASK FORCE COVID-19  
**Task Group on Management of Returning Overseas Filipinos**

**NARRATIVE REPORT**  
**26 July 2021**

ACTIONS TAKEN: Management of Returning Overseas Filipinos (MROF)

The Task Group on Management of Returning Overseas Filipinos (TG-MROF) was created by the National Incident Command-National Task Force COVID 19 to solely cater to the medical and social needs of Returning Overseas Filipinos (ROFs). The TG-MROF in coordination with various government agencies, private entities, and other task groups created to respond with the prevailing crisis, regional task units, and local government agencies that are task to facilitate the safe return of the ROFs back to their home provinces.

**Members:** DND, DOTr, DOLE, DILG, DFA, DOT, DSWD, DOH, OCD, OWWA, BOQ, CAAP, MARINA, PCG, PNP and AFP

**ARRIVALS:** As of 24 July 2021, a total of 1,298,341 Returning Overseas Filipinos (ROFs) arrived at the NAIA Terminals 1, 2, and 3, Clark International Airport, Mactan-Cebu International Airport, Laoag International Airport, South Harbor, Subic, Bataan, and Zamboanga Port. Of which, a total of 1,041,249 are OFWs (597,557 are land-based and 443,692 are sea-based) and 252,896 are non-OFWs.

A total of 4,196 deceased ROFs had arrived in the country from 07 July 2020 – 25 July 2021. Of which, 586 died due to COVID-19.

**TESTING:** From May 9, 2020 to 31 January 2021, a total of 810,134 ROFs were tested thru RT-PCR.

**6<sup>TH</sup> DAY OF SWABBING OPERATIONS:** From 01 February to 13 May 2021, a total of 233,767 Returning Overseas Filipinos (ROFs) were tested thru RT-PCR, on the 6<sup>th</sup> day of their quarantine period.

**7<sup>TH</sup> DAY OF SWABBING OPERATIONS:** As of 24 July, a total of 182,967 Returning Overseas Filipinos (ROFs) were tested thru RT-PCR on the 7<sup>th</sup> day of their quarantine period. Of which, 114,455 were tested by PCG, 17,563 were tested by BOQ Clark, 20,197 were tested by Detoxicare, 17,924 were tested by PADL, 10,973 were tested by DOH-RESU 7, 266 were tested by M. Mariano Memorial Hospital, 596 were tested by Southern Philippine Medical Center, and 993 were tested by BOQ Subic.

**QUARANTINE:** As of 25 July 2021, a total of 19,712 ROFs were confirmed positive with COVID-19. Of which, 267 are admitted at 13 quarantine facilities, 19,427 were able to recover and 18 died.

**OSS-MROF BALIK PROBINSYA AND UWIAN NA PROGRAM:** As of 24 July 2021, a total of 702,982 ROFs were assisted back to their home provinces. Of which, 268,583 were assisted by land, 338,307 by air, and 96,092 by sea.

**OWWA COVID-19 RELATED ASSISTANCE TO OFWs:** From March 2020 to 21 July, 2021, a total of 624,648 OFWs were assisted by OWWA on their "Returned to Home Regions" program and 640,133 OFWs are also assisted through "OFW Kalinga" program.

**RETURNING FILIPINOS (REFs) from SABAH:** As of 22 May 2021, a total of 3,289 REFs from Sabah had arrived in the country. While as of 21 June 2021, a total of 4,683 remaining Filipinos are still in Sabah for transfer.

**TRAVEL BANNED COUNTRIES:** As of 25 June 2021, Travelers from 10 countries are prohibited to enter the Philippines until 31 July, 2021. A total of 45 countries were issued a travel restriction by the Philippines since 26 December 2020.

Prepared by:

  
MS ARIANNE JEWEL G PEROLA  
Duty Staff

Reviewed by:

  
MR MARVIN T. MANZANO  
Officer, TG MROF Coordination Center

Approved by:

  
DIR. BERNARDO RAFAELITO R. ALEJANDRO IV, CESO IV  
Head, TG MROF Coordination Center