



REPUBLIC OF THE PHILIPPINES
NATIONAL DISASTER RISK REDUCTION AND MANAGEMENT COUNCIL

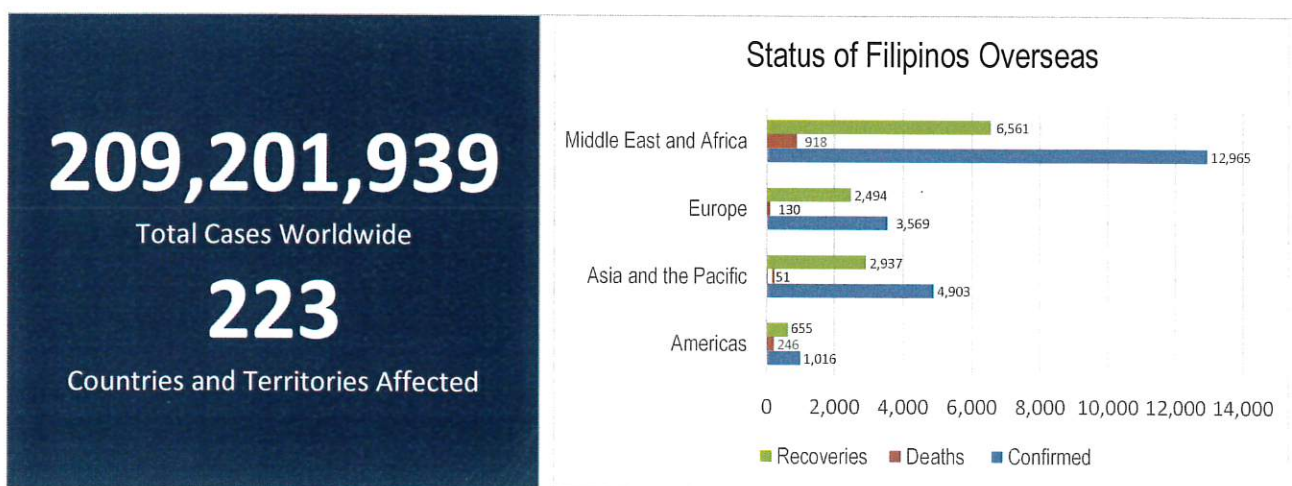
National Disaster Risk Reduction and Management Center, Camp Aguinaldo, Quezon City, Philippines

NATIONAL TASK FORCE
CORONAVIRUS DISEASE-2019
SITUATIONAL REPORT NO. 506

Issued on 1200H, 20 August 2021

Report Coverage: 19 August 2021

GLOBAL SITUATION

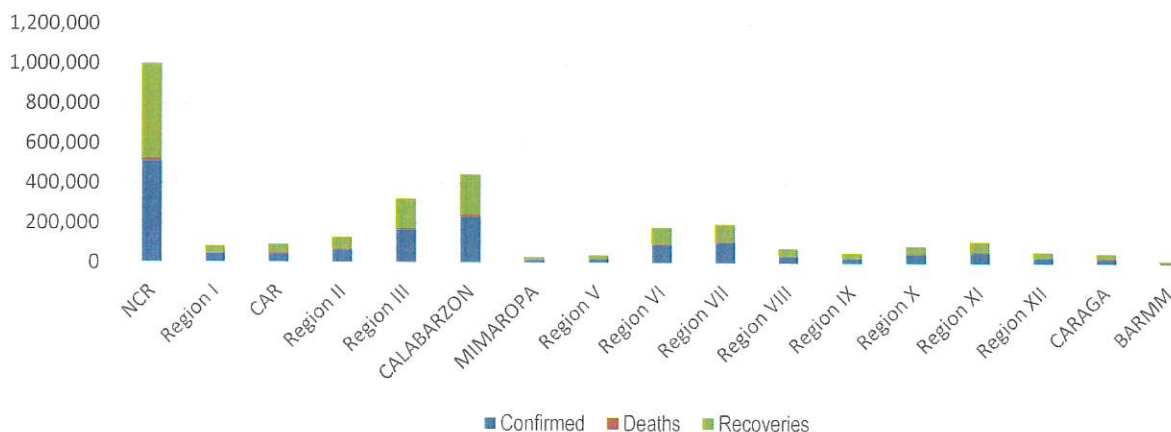


Source: WHO Global Data as of 19 August 2021

PHILIPPINE SITUATION

	TOTAL	NEW	REMARKS
TOTAL CASES	1,807,800	+ 17,231	
ACTIVE CASES	123,251		6.8% Positivity Rate
DEATHS	31,198	+ 317	1.73% Case Fatality Rate
RECOVERIES	1,653,351	+ 5,595	91.5% Case Recovery Rate

Summary of Cases per Region



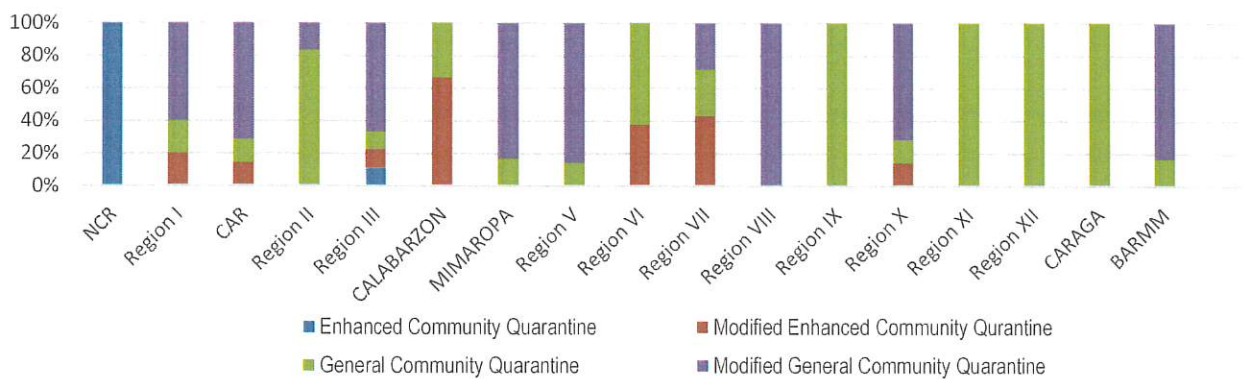
P-D-I-T-R STRATEGY

With reference to the National Action Plan (NAP) for COVID-19, the National Task Force is intensifying efforts to PREVENT the spread of the COVID-19, TEST individuals, and communities, ISOLATE those that are identified to be confirmed cases, TREAT and provide with appropriate health care, and REINTEGRATE them back to the community.

PREVENT

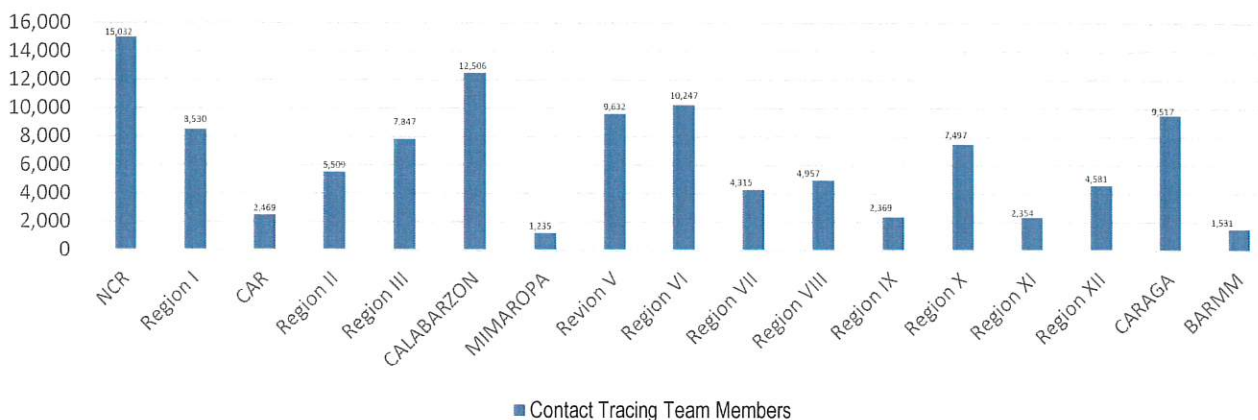
PREVENT enables to change mindsets and behaviors to advocate for shared responsibility in ensuring compliance to minimum public health standards and protocols and address stigma and division in the communities, workplaces, schools. To implement the PREVENT strategy, community quarantine declarations are made in various localities, enforcing stricter regulations and disease preventive measures particular for areas with high cases. The status of community quarantine declarations is summarized as follows:

Status of Community Quarantine Declaration



DETECT

DETECT entails active screening of those presenting with signs and symptoms of COVID-19 in the community as well as other disease surveillance activities. For this purpose, contact tracing teams have been organized and provided with appropriate training. Summary is as follows:



The overall results of contact tracing are summarized as follows:

<h1 style="font-size: 2em; margin: 0;">1:5</h1> <p style="color: white; font-weight: normal; margin: 5px 0;">Case: Close Contacts Ratio</p>	<h1 style="font-size: 2em; margin: 0;">96%</h1> <p style="color: white; font-weight: normal; margin: 5px 0;">Contact Tracing Done for All Close Contacts of Confirmed Cases</p>
---	---

Also, part of DETECT strategy is the enhancement of the COVID-19 testing capacities of the country. For this purpose, testing laboratories are setup and provided with appropriate licensing. The summary is as follows:

278	39
Licensed RT-PCR and GeneXpert Laboratories	Laboratories with Ongoing Licensing Applications

The overall testing results is summarized as follows:

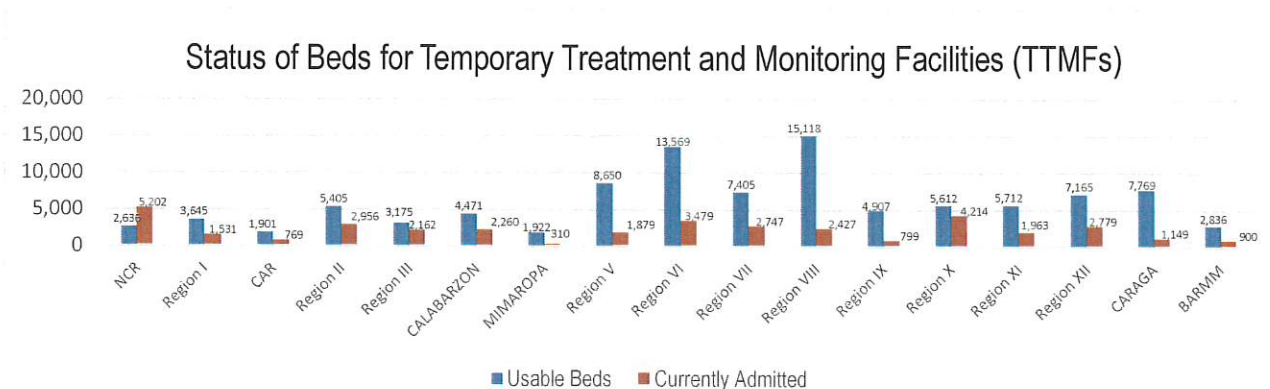
	TOTAL	NEW
TESTS CONDUCTED	17,956,234	+ 67,745
UNIQUE INDIVIDUALS TESTED	16,875,146	+ 63,043
POSITIVITY RATE	11.46%	
BACKLOGS	75	

To aid in the testing efforts, Mega Swabbing Sites have been established. The outputs of the Mega Swabbing Sites are as follows:

	TOTAL	NEW
ACT MOBILE TEAM	344,709	-
MOA ARENA	348,798	-
NINOY AQUINO STADIUM	354,784	-
PHILIPPINE SPORTS ARENA	496,162	-

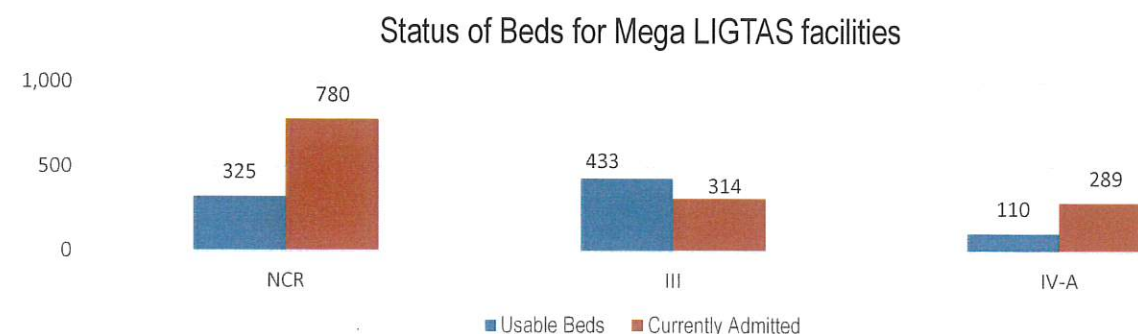
ISOLATE

Isolate involves implementation of measures to separate those identified as exposed and confirmed cases and provide medical interventions to further prevent the spread of the disease. This strategy involves setting up of Temporary Treatment and Monitoring Facilities (TTMFs). The summary of TTMFs established is as follows:



Source: DOH as of 16 August 2021

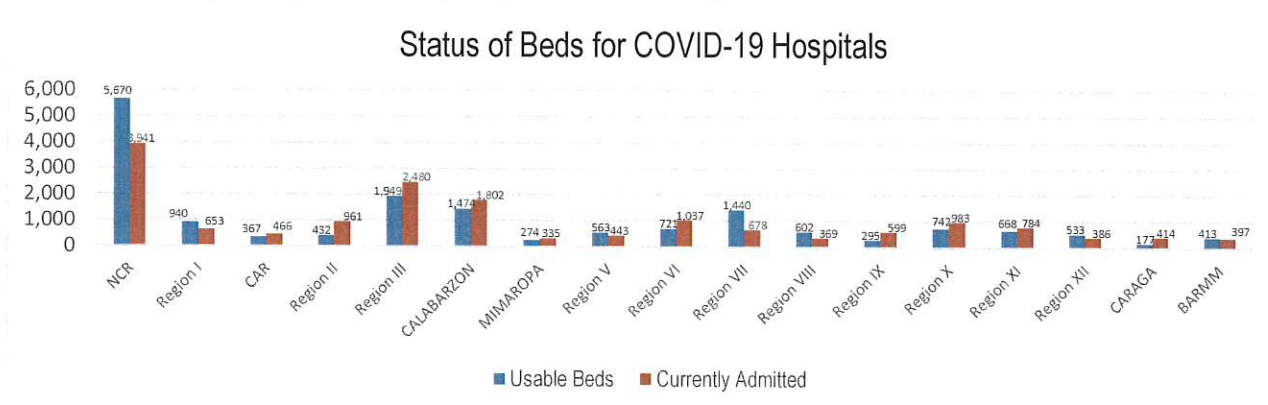
Aside from the TTMFs, Mega LIGTAS facilities have also been established. The summary of occupancies for the Mega LIGTAS facilities is as follows:



Source: DOH as of 16 August 2021

TREAT


For the TREAT strategy, One Hospital Command has been established to facilitate a centralized referral system. Further, wards, isolation, and intensive care units are in operation to provide treatment services for COVID-19 positives. The occupancy rate for all beds dedicated to COVID-19 (Ward, Isolation, Intensive Care) among reporting hospitals is summarized as follows.



Source: DOH as of 16 August 2021

DONATIONS MONITORING

In terms of resources, the following is the summary of total domestic and international donations received by the Philippine government, particularly various medical supplies, monitored by OCD in compliance with the Administrative Order No. 27, s. 2020, signed by the President of the Philippines on 31 March 2020.




MANAGEMENT OF RETURNING OVERSEAS FILIPINOS

Returning Overseas Filipinos are provided with assistance by facilitating their arrival from different points of origin abroad until their return to their respective homes, and attend to their medical and social needs, in order to give them comfort, ensure their safety, and prevent the spread of COVID-19. The following is the summary of ROFs



For the Chairperson, NDRRMC:


UNDERSECRETARY RICARDO B JALAD
Executive Director, NDRRMC and
Administrator, OCD

REFERENCES: Reports from
World Health Organization
Office of Civil Defense
Department of Health
Department of the Interior and Local Government
Department of Foreign Affairs

ANNEXES:
Community Quarantine Declaration per Region
Breakdown of Returning Overseas Filipinos

NOTE:
Other reports are available upon request

**Community Quarantine Declaration per LGU
As of 19 August 2021**

PROVINCE/ CHARTERED CITY / MUNICIPALITY	COMMUNITY QUARANTINE DECLARATION (ECQ, MECQ, GCQ, MGCQ)	EFFECTIVITY DATE
NCR		
<i>Caloocan</i>	ECQ	06-20 August 2021
<i>Malabon</i>	ECQ	06-20 August 2021
<i>Navotas</i>	ECQ	06-20 August 2021
<i>Valenzuela</i>	ECQ	06-20 August 2021
<i>Pasig</i>	ECQ	06-20 August 2021
<i>Pateros</i>	ECQ	06-20 August 2021
<i>Marikina</i>	ECQ	06-20 August 2021
<i>Taguig</i>	ECQ	06-20 August 2021
<i>Quezon City</i>	ECQ	06-20 August 2021
<i>Manila</i>	ECQ	06-20 August 2021
<i>Makati</i>	ECQ	06-20 August 2021
<i>Mandaluyong</i>	ECQ	06-20 August 2021
<i>San Juan</i>	ECQ	06-20 August 2021
<i>Muntinlupa</i>	ECQ	06-20 August 2021
<i>Paranaque</i>	ECQ	06-20 August 2021
<i>Las Pinas</i>	ECQ	06-20 August 2021
<i>Pasay</i>	ECQ	06-20 August 2021
CAR		
Abra	MGCQ	16-31 August 2021
Apayao	MECQ	16-31 August 2021
Benguet	MGCQ	16-31 August 2021
Ifugao	MGCQ	16-31 August 2021
Kalinga	MGCQ	16-31 August 2021
Mt. Province	MGCQ	16-31 August 2021
<i>Baguio City</i>	GCQ	16-31 August 2021
Region I		
La Union	MGCQ	16-31 August 2021
Pangasinan	MGCQ	16-31 August 2021
Ilocos Sur	GCQ	16-31 August 2021
Ilocos Norte	MECQ	16-31 August 2021
<i>Dagupan City</i>	MGCQ	16-31 August 2021
Region II		
Batanes	MGCQ	16-31 August 2021
Cagayan	GCQ	16-31 August 2021
Isabela	GCQ	16-31 August 2021
<i>Santiago City</i>	GCQ	16-31 August 2021
Quirino	GCQ	16-31 August 2021
Nueva Vizcaya	GCQ	16-31 August 2021
Region III		
Aurora	MGCQ	16-31 August 2021
Bataan	ECQ	08-22 August 2021
Bulacan	MECQ	16-31 August 2021
Nueva Ecija	MGCQ	16-31 August 2021
Pampanga	MGCQ	16-31 August 2021
Tarlac	GCQ	13-31 August 2021
Zambales	MGCQ	16-31 August 2021

PROVINCE/ CHARTERED CITY / MUNICIPALITY	COMMUNITY QUARANTINE DECLARATION (ECQ, MECQ, GCQ, MGCQ)	EFFECTIVITY DATE
<i>Angeles City</i>	MGCQ	16-31 August 2021
<i>Olongapo City</i>	MGCQ	16-31 August 2021
CALABARZON		
Cavite	MECQ	16-31 August 2021
Laguna	MECQ	16-31 August 2021
Batangas	GCQ	16-31 August 2021
Rizal	MECQ	16-31 August 2021
Quezon	GCQ	16-31 August 2021
<i>Lucena City</i>	MECQ	16-31 August 2021
MIMAROPA		
Oriental Mindoro	MGCQ	16-31 August 2021
Occidental Mindoro	MGCQ	16-31 August 2021
Marinduque	MGCQ	16-31 August 2021
Romblon	MGCQ	16-31 August 2021
Palawan	MGCQ	16-31 August 2021
<i>Puerto Princesa City</i>	GCQ	16-31 August 2021
Region V		
Albay	MGCQ	16-31 August 2021
Camarines Norte	MGCQ	16-31 August 2021
Camarines Sur	MGCQ	16-31 August 2021
<i>Naga City</i>	GCQ	16-31 August 2021
Catanduanes	MGCQ	16-31 August 2021
Masbate	MGCQ	16-31 August 2021
Sosorogon	MGCQ	16-31 August 2021
Region VI		
Aklan	MECQ	16-31 August 2021
Antique	GCQ	16-31 August 2021
Capiz	GCQ	16-31 August 2021
Guimaras	GCQ	16-31 August 2021
Iloilo	MECQ	16-31 August 2021
<i>Iloilo City</i>	MECQ	16-31 August 2021
Negros Occidental	GCQ	16-31 August 2021
<i>Bacolod City</i>	GCQ	16-31 August 2021
Region VII		
Bohol	MGCQ	16-31 August 2021
Cebu	GCQ	16-31 August 2021
<i>Cebu City</i>	MECQ	16-31 August 2021
<i>Lapulapu City</i>	MECQ	16-31 August 2021
<i>Mandaue City</i>	MECQ	16-31 August 2021
Negros Oriental	GCQ	16-31 August 2021
Siquijor	MGCQ	16-31 August 2021
Region VIII		
Leyte	MGCQ	16-31 August 2021
Southern Leyte	MGCQ	16-31 August 2021
Biliran	MGCQ	16-31 August 2021
Samar (Western Samar)	MGCQ	16-31 August 2021
Eastern Samar	MGCQ	16-31 August 2021
Northern Samar	MGCQ	16-31 August 2021
<i>Ormoc City</i>	MGCQ	16-31 August 2021

PROVINCE/ CHARTERED CITY / MUNICIPALITY	COMMUNITY QUARANTINE DECLARATION (ECQ, MECQ, GCQ, MGCQ)	EFFECTIVITY DATE
Region IX		
Zamboanga Del Norte	GCQ	16-31 August 2021
Zamboanga Del Sur	GCQ	16-31 August 2021
Zamboanga Sibugay	GCQ	16-31 August 2021
<i>Zamboanga City</i>	GCQ	16-31 August 2021
Region X		
Bukidnon	MGCQ	16-31 August 2021
Camiguin	MGCQ	16-31 August 2021
Lanao del Norte	MGCQ	16-31 August 2021
<i>Iligan City</i>	MGCQ	16-31 August 2021
Misamis Occidental	MGCQ	16-31 August 2021
Misamis Oriental	GCQ	16-31 August 2021
<i>Cagayan de Oro City</i>	MECQ	16-31 August 2021
Region XI		
Davao del Norte	GCQ	16-31 August 2021
Davao del Sur	GCQ	16-31 August 2021
<i>Davao City</i>	GCQ	16-31 August 2021
Davao de Oro	GCQ	16-31 August 2021
Davao Occidental	GCQ	16-31 August 2021
Davao Oriental	GCQ	16-31 August 2021
Region XII		
General Santos City	GCQ	16-31 August 2021
North Cotabato	GCQ	16-31 August 2021
Sarangani	GCQ	16-31 August 2021
South Cotabato	GCQ	16-31 August 2021
Sultan Kudarat	GCQ	16-31 August 2021
CARAGA		
Agusan del Norte	GCQ	16-31 August 2021
<i>Butuan City</i>	GCQ	16-31 August 2021
Agusan del Sur	GCQ	16-31 August 2021
Surigao del Norte	GCQ	16-31 August 2021
Surigao del Sur	GCQ	16-31 August 2021
Dinagat Islands	GCQ	16-31 August 2021
BARMM		
Maguindanao	MGCQ	16-31 August 2021
<i>Cotabato City</i>	GCQ	16-31 August 2021
Basilan	MGCQ	16-31 August 2021
Lanao del Sur	MGCQ	01-30 August 2021
Sulu	MGCQ	16-31 August 2021
Tawi-Tawi	MGCQ	16-31 August 2021

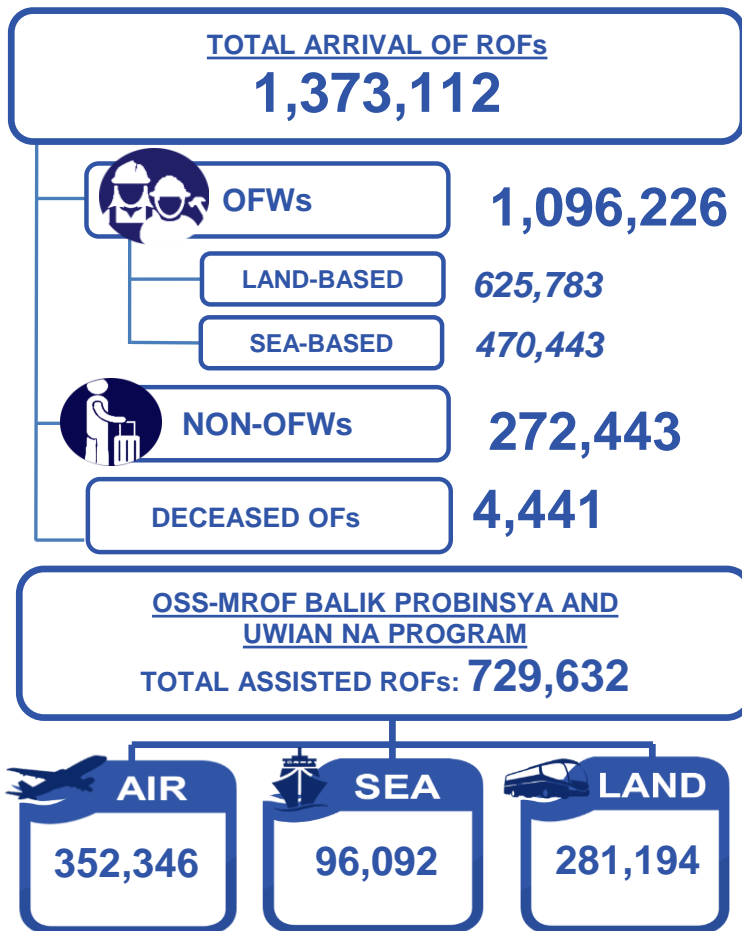
Sources: IATF Resolution Nos. 133 - A and 133 - C dated 12 August 2021, and RTF BARMM dated 16 August 2021



Task Group on Management of Returning Overseas Filipinos

Summary Report

August 19, 2021



OWWA COVID-19 RELATED ASSISTANCE TO OFWs

RETURNED TO HOME REGIONS : 651,641

OFW KALINGA : 667,472


TOTAL NO. OF RETURNING FILIPINOS FROM SABAH
 (As of 22 May 2021)

3,289

TOTAL of ROFs TESTED on the 7TH DAY SWABBING OPERATIONS
 (14 May - 16 August 2021)

249,051

HEALTH STATUS of ROFs





Republic of the Philippines
INTER-AGENCY TASK FORCE
FOR THE MANAGEMENT OF EMERGING INFECTIOUS DISEASE
NATIONAL TASK FORCE AGAINST COVID-19



Task Group on Management of Returning Overseas Filipinos

TG-MROF Daily Operational Report as of 19 August 2021

ARRIVALS

ROFs	TOTAL ARRIVAL ON AIRPORT: 1,306,262													GRAND TOTAL ARRIVAL OF ROFs	
	NINYO AQUINO INTERNATIONAL AIRPORT						CLARK INTERNATIONAL AIRPORT		MACTAN-CEBU INTERNATIONAL AIRPORT		LAOAG AIRPORT	DAVAO AIRPORT	SUBIC AIRPORT		
	Terminal 1 (23 April 2020 - 17 August 2021)		Terminal 2 (23 April 2020 - 17 August 2021)		Terminal 3 (08 July 2020 - 17 August 2021)		(05 June 2020 - 17 August 2021)		(28 June 2020 - 17 August 2021)		(18 June - 09 August 2021)	(27 June - 09 August 2021)	(18 June - 09 August 2021)		
	Now	Cumulative	Now	Cumulative	Now	Cumulative	Now	Cumulative	Now	Cumulative	Cumulative	Cumulative	Cumulative		
SUBTOTAL	867	316,994	1,084	432,662	520	310,022	182	141,180	445	99,513	266	2,052	3,573	3,102	1,373,112
OFWs	768	266,838	650	309,638	237	244,224	164	129,403	340	78,150	251	1,808	3,505	2,163	1,096,226
Land-based	608	184,519	77	209,008	72	133,519	68	64,227	93	29,366	241	1,647	3,256	918	625,783
Sea-based	160	82,319	573	100,630	165	110,705	96	65,176	247	48,784	10	161	249	1,245	470,443
NON-OFWs	99	50,156	434	123,024	283	65,798	18	11,777	105	21,363	15	244	68	939	272,445
Deceased OFs	7	4,441												7	4,441

ROFs	TOTAL ARRIVAL ON SEAPORT: 62,409													
	MANILA		CEBU		SUBIC		BATAAN		TAWI-TAWI/ ZAMBOANGA		DAVAO		BATANGAS	
	Now	Cumulative	Now	Cumulative	Now	Cumulative	Now	Cumulative	Now	Cumulative	Now	Cumulative	Now	Cumulative
SUBTOTAL	0	56,460	0	525	0	815	4	955	0	3,289	0	48	0	317
OFWs	0	56,460	0	525	0	815	4	955	0	3,289	0	48	0	317
Sea-based	0	56,460	0	525	0	815	4	955	0	3,289	0	48	0	317

Sources: 1) OSS Report dated 17 August 2021, 2) BOQ Report No. 455 dated 18 August 2021, 3) BOQ Human Remains Report No. 398 dated 18 August 2021, and 4) OCD BARM Report dated 22 May 2021.

TESTING (09 May 2020 - 31 January 2021)

ROFs	AIRPORTS					GRAND TOTAL OF TESTED ROFs
	NAIA			CLARK INTERNATIONAL AIRPORT	MACTAN-CEBU INTERNATIONAL AIRPORT	
	Terminal 1	Terminal 2	Terminal 3	Cumulative	Cumulative	
SUBTOTAL	193,297	270,090	186,044	67,026	42,925	810,139
RT-PCR (Viral Test)						
Conducted by PCG	170,310	210,044	161,860	67,026	42,925	702,922
Arranged by LMA	2,256	2,011	0	0	0	4,267
Arranged by MARIKINA LGU	20	27	44	0	0	91
Arranged by PAMPANGA LGU	907	1,747	592	0	0	3,246
Conducted by PAGSS/PADL	19,804	0	23,548	0	0	43,352
Conducted by PAL/DETOXICARE	0	56,261	0	0	0	56,261

ROFs	SEAPORTS					
	MANILA	CEBU	SUBIC	BATAAN	TAWI-TAWI/ ZAMBOANGA	DAVAO
	Cumulative	Cumulative	Cumulative	Cumulative	Cumulative	Cumulative
SUBTOTAL	47,509	119	438	697	1,986	8
RT-PCR (Viral Test)						
Conducted by PCG	47,509	119	438	697	1,986	8

Sources: 1) OSS Report dated 31 January 2021, and 2) BOQ Report No. 258 dated 02 February 2021.

6TH DAY SWABBING OPERATIONS

Agency	GRAND TOTAL OF TESTED ROFs
	Cumulative
SUBTOTAL	233,767
RT-PCR (Viral Test)	
PCG	154,815
BOQ	25,082
DETOXICARE	19,795
PADL	22,727
PRIMERCARE	11,348

Source: 1) OSS Report dated 15 May 2021. (Note: Figures from previous reports may differ due to data verification process.)

7TH DAY SWABBING OPERATIONS (May 14 - August 17, 2021)

Agency	AIRPORTS						GRAND TOTAL OF TESTED ROFs
	NAIA	CLARK	CEBU	LAOAG	DAVAO	SUBIC	
	Cumulative	Cumulative	Cumulative	Cumulative	Cumulative	Cumulative	Cumulative
SUBTOTAL	197,221	26,401	20,865	266	1,545	2,753	249,051
RT-PCR (Viral Test)							
PCG/GOVT LABS	147,656	0	0	0	0	0	147,656
BOQ CLARK	0	24,006	0	0	0	0	24,006
DETOXICARE	28,010	0	0	0	0	0	28,010
PADL	21,555	2,395	0	0	0	0	23,950
DOH-RESU 7	0	0	20,865	0	0	0	20,865
M. MARIANO MEM HOSPITAL	0	0	0	266	0	0	266
SOUTHERN PHIL MED CTR	0	0	0	0	1,545	0	1,545
BOQ SUBIC	0	0	0	0	0	2,753	2,753

Source: 1) OSS Report dated 17 August 2021. (Note: Figures from previous reports may differ due to data verification process.)



Republic of the Philippines
INTER-AGENCY TASK FORCE
FOR THE MANAGEMENT OF EMERGING INFECTIOUS DISEASE
NATIONAL TASK FORCE AGAINST COVID-19



Task Group on Management of Returning Overseas Filipinos

TG-MROF Daily Operational Report as of 19 August 2021

QUARANTINE

No. of QFs	ROFs IN TREATMENT AND MONITORING FACILITIES								ROFs IN ACCOMMODATION ESTABLISHMENTS (AEs)	
	Confirmed Positive		Admitted		Recovered		Deaths		No. of AEs	Non-OFWs
	Now	Cumulative	Now	Cumulative	Now	Cumulative	Now	Cumulative		
16	47	20,802	1	440	46	20,343	0	19	0	0

Source: 1) BOQ Report No. 455 dated 18 August 2021. (Note: Figures from previous reports may differ due to data verification process.)

OSS-MROF BALIK PROBINSYA & UWIAN NA PROGRAM (May 25, 2020 - August 16, 2021)

ROFs ASSISTED THRU THEIR DESTINATION	MODE OF TRANSPORTATION			GRAND TOTAL
	Air (NAIA T2)	Land (PITX)	Sea (N. Harbor)	
	Cumulative	Cumulative	Cumulative	
	352,346	281,194	96,092	729,632

Sources: 1) OSS Report as of 17 August 2021, 2) PITX Report (Uwian Na Program) dated 18 August 2021, and "DOT" (Haiti Tulong Program) Report dated 14 May 2021.

*Data starting from June 2 includes LSI and APOR. (Note: Figures from previous reports may differ due to data verification process.)

OWWA COVID-19 RELATED ASSISTANCE TO OFWs (March 2020 - 15 August 2021)

Returned to Home Regions	651,641
OFW Kalinga	667,472

Source: 1) OWWA Monitoring Report dated 15 August 2021.

REMAINS OF DECEASED OFs

COUNTRY	COUNTRY OF ORIGIN		CAUSE OF DEATH	
	NOW	CUMULATIVE		CUMULATIVE
TOTAL	7	4,441		4,441
Saudi Arabia	0	798	COVID-19	614
USA	0	287	NON COVID-19	3,827
United Arab Emirates	0	149		
Qatar	0	67		
Kuwait	0	51		
Others	7	3,089		

Source: 1) BOQ Human Remains Report No. 398 dated 18 August 2021. (Note: Figures from previous reports may differ due to data verification process.)

RETURNING FILIPINOS FROM SABAH

TOTAL NO. OF RETURNING FILIPINOS FROM SABAH:		3,289
First Batch	July 5, 2020	395
Second Batch	July 29, 2020	394
Third Batch	August 13, 2020	400
Fourth Batch	August 28, 2020	379
Fifth Batch	September 24, 2020	400
Sixth Batch	November 12, 2020	151
Seventh Batch	December 13-20, 2020	Failed deportation due to force majeure
Eighth Batch	March 7, 2021	316
Ninth Batch	April 17, 2021	358
Tenth Batch	May 22, 2021	496

As of June 21, 2021, 4,683 remaining Filipinos are still in Sabah for transfer.

Source: 1) OCD BARM Report dated 22 May 2021. (Note: Figures from previous reports may differ due to data verification process.)

TRAVEL RESTRICTIONS

COUNTRY	PERIOD
India	April 29 - August 31, 2021
Pakistan	May 7 - August 31, 2021
Nepal	
Sri Lanka	
Bangladesh	
United Arab Emirates	May 15 - August 31, 2021
Oman	
Indonesia	July 16 - August 31, 2021
Thailand	July 25 - August 31, 2021
Malaysia	July 25 - August 31, 2021

Sources: 1) Memo from the ES, OP dated January 5, 8, 12, 15, May 4, 15, June 1, July 14, and July 23, 2021, and 2) IATF Resolution No. 112, 123, and 126 dated July 15, 2021.

Prepared by:	Reviewed by:	Approved by:
(SGD) SHARMAIN B. TUYAY Duty Staff	(SGD) MARVIN T MANZANO Officer, TG MROF Coordination Center	(SGD) DIR. BERNARDO RAFAELITO R ALEJANDRO IV, CESO IV Head, TG MROF Coordination Center

Republic of the Philippines
Inter-Agency Task Force
FOR THE MANAGEMENT OF EMERGENCY INFECTIOUS DISEASE
NATIONAL TASK FORCE COVID-19
Task Group on Management of Returning Overseas Filipinos

NARRATIVE REPORT
19 August 2021

ACTIONS TAKEN: Management of Returning Overseas Filipinos (MROF)

The Task Group on Management of Returning Overseas Filipinos (TG-MROF) was created by the National Incident Command-National Task Force COVID 19 to solely cater to the medical and social needs of Returning Overseas Filipinos (ROFs). The TG-MROF in coordination with various government agencies, private entities, and other task groups created to respond with the prevailing crisis, regional task units, and local government agencies that are task to facilitate the safe return of the ROFs back to their home provinces.

Members: DND, DOTr, DOLE, DILG, DFA, DOT, DSWD, DOH, OCD, OWWA, BOQ, CAAP, MARINA, PCG, PNP and AFP

ARRIVALS: As of 17 August 2021, a total of 1,373,112 Returning Overseas Filipinos (ROFs) arrived at the NAIA Terminals 1, 2, and 3, Clark International Airport, Mactan-Cebu International Airport, Laoag International Airport, South Harbor, Subic, Bataan, and Zamboanga Port. Of which, a total of 1,096,226 are OFWs (625,783 are land-based and 470,443 are sea-based) and 272,445 are non-OFWs.

A total of 4,441 deceased ROFs had arrived in the country from 07 July 2020 – 18 August 2021. Of which, 614 died due to COVID-19.

TESTING: From May 9, 2020 to 31 January 2021, a total of 810,134 ROFs were tested thru RT-PCR.

6TH DAY OF SWABBING OPERATIONS: From 01 February to 13 May 2021, a total of 233,767 Returning Overseas Filipinos (ROFs) were tested thru RT-PCR, on the 6th day of their quarantine period.

7TH DAY OF SWABBING OPERATIONS: As of 17 August 2021, a total of 249,051 Returning Overseas Filipinos (ROFs) were tested thru RT-PCR on the 7th day of their quarantine period. Of which, 147,656 were tested by PCG, 24,006 were tested by BOQ Clark, 28,010 were tested by Detoxicare, 23,950 were tested by PADL, 20,865 were tested by DOH-RESU 7, 266 were tested by M. Mariano Memorial Hospital, 1,545 were tested by Southern Philippine Medical Center, and 2,753 were tested by BOQ Subic.

QUARANTINE: As of 18 August 2021, a total of 20,801 ROFs were confirmed positive with COVID-19. Of which, 440 are admitted at 13 quarantine facilities, 20,343 were able to recover and 19 died.

OSS-MROF BALIK PROBINSYA AND UWIAN NA PROGRAM: As of 17 August 2021, a total of 729,632 ROFs were assisted back to their home provinces. Of which, 281,194 were assisted by land, 352,346 by air, and 96,092 by sea.

OWWA COVID-19 RELATED ASSISTANCE TO OFWs: From March 2020 to 15 August 2021, a total of 651,641 OFWs were assisted by OWWA on their “Returned to Home Regions” program and 667,472 OFWs are also assisted through “OFW Kalinga” program.

RETURNING FILIPINOS (REFs) from SABAH: As of 22 May 2021, a total of 3,289 REFs from Sabah had arrived in the country. While as of 21 June 2021, a total of 4,683 remaining Filipinos are still in Sabah for transfer.

TRAVEL BANNED COUNTRIES: As of 15 August 2021, Travelers from 10 countries are prohibited to enter the Philippines until 31 August 2021. A total of 43 countries were issued a travel restriction by the Philippines since 26 December 2020.

Prepared by:

(SGD MS SHARMAIN B. TUYAY
Duty Staff

Reviewed by:

(SGD) MR MARVIN T. MANZANO
Officer, TG MROF Coordination Center

Approved by:

DIR. BERNARDO RAFAELITO R. ALEJANDRO IV, CESO IV
Head, TG MROF Coordination Center

TASK GROUP RESOURCE MANAGEMENT AND LOGISTICS

SITUATION UPDATE
As of 19 August 2021

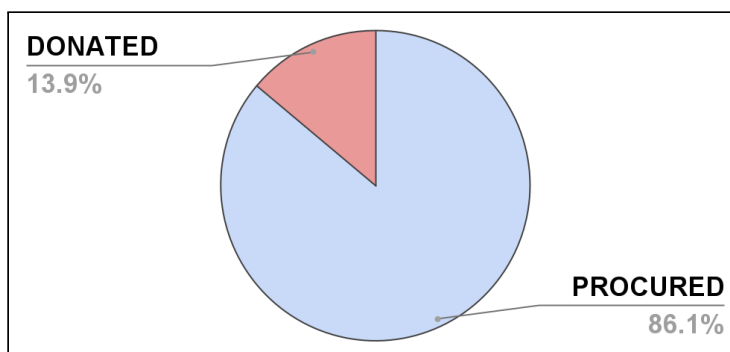
I. DOH-OCD DISTRIBUTION OF SUPPLIES

PARTICULARS	DISPATCHED (PROCURED)	DISPATCHED (DONATED)	DISPATCHED (TOTAL)
Protective Gown	5,509,879	181,635	5,691,514
Protective Suit (Clothing)	5,969,794	213,305	6,183,099
Masks (Surgical)	23,027,079	8,382,576	31,409,655
Head Cover	5,952,274	35,250	5,987,524
Shoe Cover	6,321,149	82,620	6,403,769
Gloves (Surgical)	14,307,812	1,175,900	15,483,712
Goggles	1,050,811	273,498	1,324,309
Masks (N95)	6,224,329	432,025	6,656,354
Masks (KN95)	2,986,742	793,648	3,780,390
Face Shield	4,797,169	439,507	5,236,676
Non-Invasive Ventilator	0	30	30
Alcohol (500ml)	12,608	46,832	59,440

Most distributed medical supply (Procured)	Surgical Mask (23,027,079) pieces
Most distributed medical supply (Donated)	Surgical Mask (8,382,576) pieces
Average Dispatch Percentage (Combined)	96.45%

II. SUMMARY OF PROCURED AND DONATED ITEMS

Total Items Dispatched	112,580,389 individual pieces
Total Procured Items Dispatched	96,926,384 individual pieces
Total Donated Items Dispatched	15,654,005 individual pieces



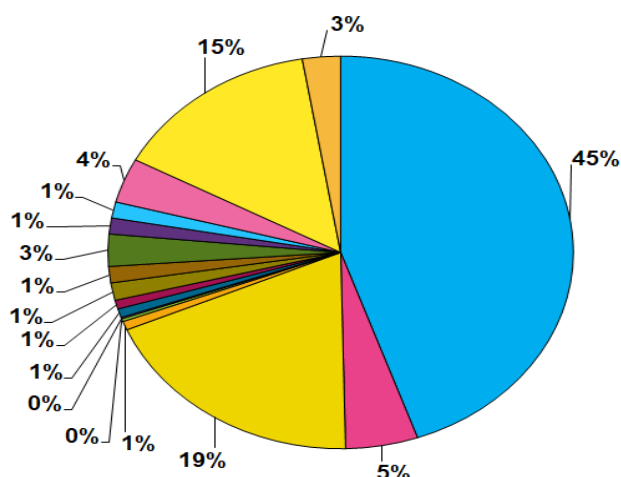
III. STATUS OF PROCURED COVID-19 ANTIGEN KITS

BATCH	TOTAL PROCURED	TOTAL DISPATCHED	BALANCE
BATCH 1 (ABBOTT)	500,000	493,325	6,675
	100.00%	98.67%	1.34%
BATCH 2 (SD BIOSENSOR)	50,000	29,275	20,725
	100.00%	58.55%	41.45%

IV. DONATIONS MONITORING (as of 20 April 2021)

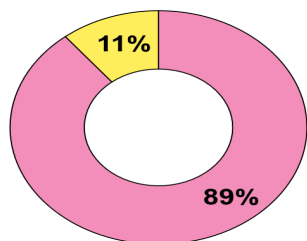
A. Financial Donations Received by OCD

AFP	P 16,901,934.27
ANONYMOUS	P 1,903,100.00
BJMP	P 7,151,337.94
DBM	P 273,170.00
DENR	P 88,500.00
DILG	P 45,000.00
DOE	P 273,165.10
DOJ	P 273,165.00
MALACAÑANG	P 546,330.20
MMDA	P 510,000.00
NICA	P 1,000,000.00
NSC	P 500,000.00
OCD	P 499,700.00
PHILIPPINE MARINE	P 1,390,350.00
PHILIPPINE NAVY	P 5,506,950.00
TRANSGLOBAL CONSOLIDATIONS	P 1,000,000.00



DOMESTIC CASH DONATIONS RECEIVED BY OCD
PHP 37,877,702.51

B. Summary of Utilization for Cash Donations (as of 20 April 2021)



Total Cash Donations Received by OCD	P 37,862,702.51
Cash Donations Utilized	P 33,279,155.13
Funds Available	P 4,583,547.38

C. Donations Summary

PARTICULARS	DOMESTIC DONATION	INTERNATIONAL DONATION	GRAND TOTAL
MEDICAL SUPPLIES AND EQUIPMENT	8314	555	8869
WATER AND FOOD ITEMS	1753	2	1755
NON-FOOD ITEMS	1289	32	1321
SERVICES	164	4	168
CASH	163	-	163
VARIOUS DONATIONS	129	12	141
OTHERS	37	-	37
VACCINES	7	4	11
RENTALS	3	-	3
Total	11859	609	12468

Prepared by:

Reviewed by:

(SGD) JOEL G EUGENIO
Duty Staff

(SGD) JOSE ANGELO A MANGAOANG
Officer-on-duty

Approved by:

(SGD) DIRECTOR BERNARDO RAFAELITO R ALEJANDRO IV, CESO IV, MNSA
Head, Task Group Resource Management and Logistics