



REPUBLIC OF THE PHILIPPINES  
**NATIONAL DISASTER RISK REDUCTION AND MANAGEMENT COUNCIL**

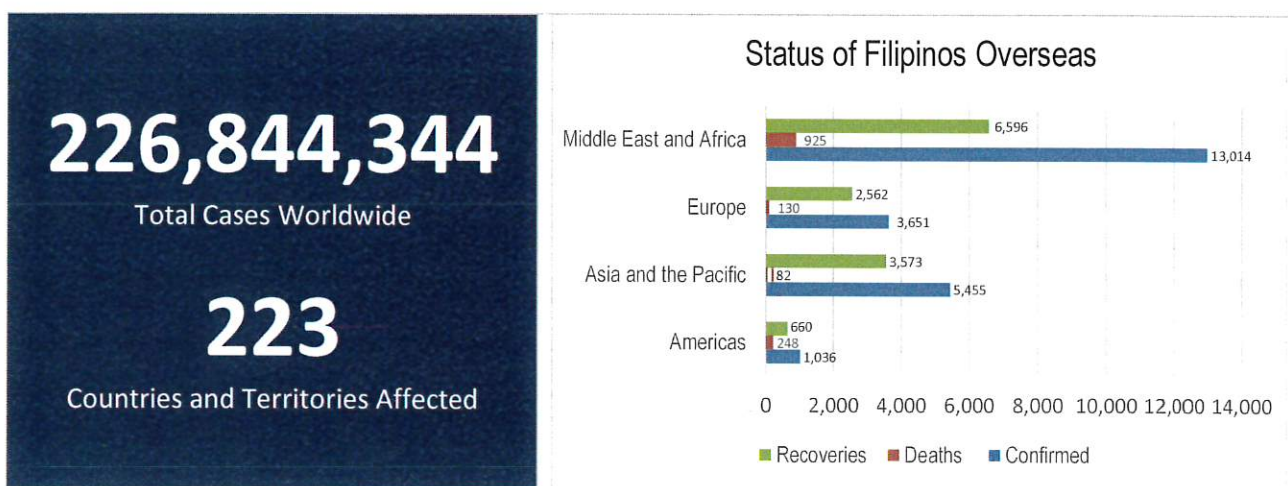
National Disaster Risk Reduction and Management Center, Camp Aguinaldo, Quezon City, Philippines

NATIONAL TASK FORCE  
**CORONAVIRUS DISEASE-2019**  
**SITUATIONAL REPORT NO. 535**

Issued on 1200H, 18 September 2021

Report Coverage: 17 September 2021

**GLOBAL SITUATION**

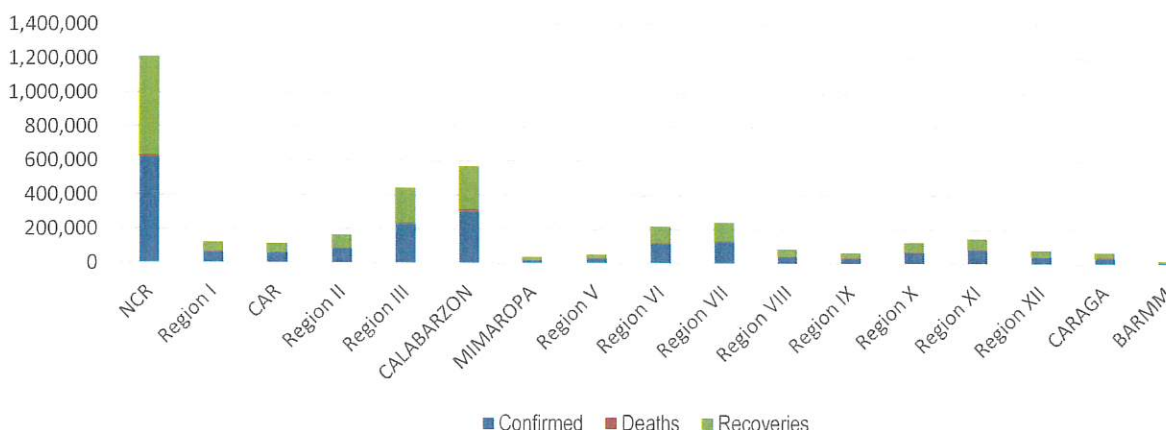


Source: WHO Global Data as of 17 September 2021

**PHILIPPINE SITUATION**

|              | TOTAL            | NEW     | REMARKS                         |
|--------------|------------------|---------|---------------------------------|
| TOTAL CASES  | <b>2,347,550</b> | +23,134 |                                 |
| ACTIVE CASES | <b>184,088</b>   |         | <b>7.8%</b> Positivity Rate     |
| DEATHS       | <b>36,583</b>    | +255    | <b>1.56%</b> Case Fatality Rate |
| RECOVERIES   | <b>2,126,879</b> | +27,024 | <b>90.6%</b> Case Recovery Rate |

**Summary of Cases per Region**

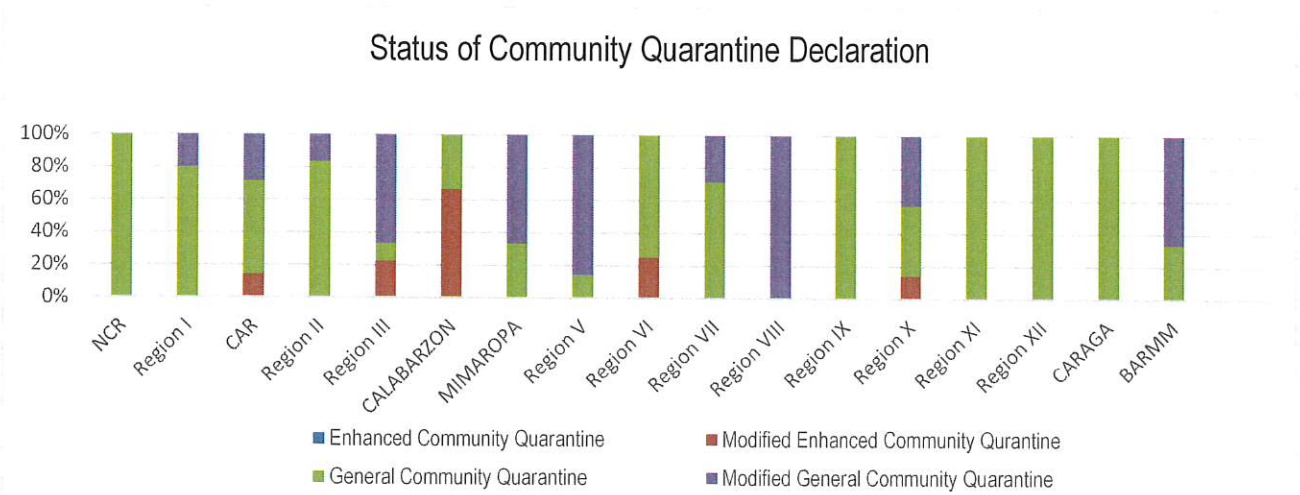


# P-D-I-T-R STRATEGY

With reference to the National Action Plan (NAP) for COVID-19, the National Task Force is intensifying efforts to PREVENT the spread of the COVID-19, TEST individuals, and communities, ISOLATE those that are identified to be confirmed cases, TREAT and provide with appropriate health care, and REINTEGRATE them back to the community.

## PREVENT

PREVENT enables to change mindsets and behaviors to advocate for shared responsibility in ensuring compliance to minimum public health standards and protocols and address stigma and division in the communities, workplaces, schools. To implement the PREVENT strategy, community quarantine declarations are made in various localities, enforcing stricter regulations and disease preventive measures particular for areas with high cases. The status of community quarantine declarations is summarized as follows:



## DETECT

DETECT entails active screening of those presenting with signs and symptoms of COVID-19 in the community as well as other disease surveillance activities. For this purpose, contact tracing teams have been organized and provided with appropriate training. Summary is as follows:



The overall results of contact tracing are summarized as follows:

|  |   |
|--|---|
| <h1>1:7</h1> <p>Case: Close Contacts Ratio</p> | <h1>94%</h1> <p>Close Contacts Listed, Traced, and Assessed within 24 hours</p> |
|--|---|

Source: DILG data as of 16 September 2021

Also, part of DETECT strategy is the enhancement of the COVID-19 testing capacities of the country. For this purpose, testing laboratories are setup and provided with appropriate licensing. The summary is as follows:

|  |   |
|--|---|
| <b>279</b><br>Licensed RT-PCR and GeneXpert Laboratories | <b>39</b><br>Laboratories with Ongoing Licensing Applications |
|--|---|

The overall testing results is summarized as follows:

|                           | TOTAL             | NEW     |
|---------------------------|-------------------|---------|
| TESTS CONDUCTED           | <b>20,214,763</b> | +67,440 |
| UNIQUE INDIVIDUALS TESTED | <b>18,993,700</b> | +63,298 |
| POSITIVITY RATE           | <b>13.17%</b>     |         |
| BACKLOGS                  | <b>11</b>         |         |

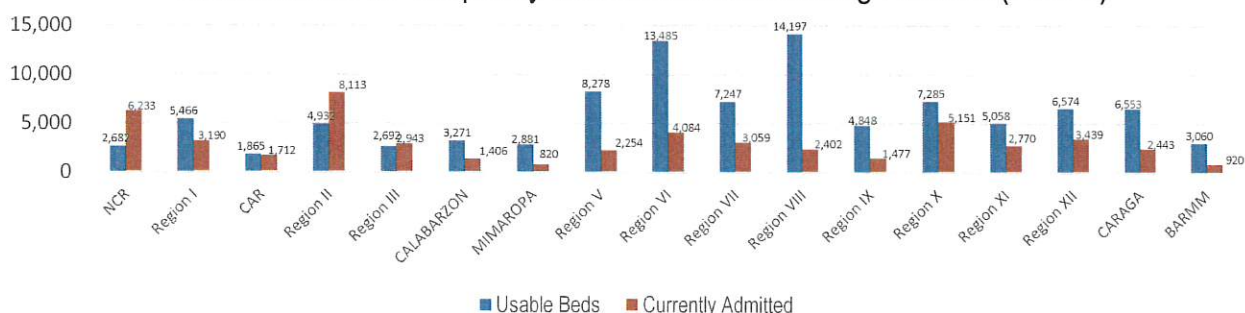
To aid in the testing efforts, Mega Swabbing Sites have been established. The outputs of the Mega Swabbing Sites are as follows:

|                         | TOTAL          | NEW |
|-------------------------|----------------|-----|
| ACT MOBILE TEAM         | <b>394,334</b> | -   |
| MOA ARENA               | <b>375,708</b> | -   |
| NINOY AQUINO STADIUM    | <b>393,794</b> | -   |
| PHILIPPINE SPORTS ARENA | <b>551,277</b> | -   |

## ISOLATE

Isolate involves implementation of measures to separate those identified as exposed and confirmed cases and provide medical interventions to further prevent the spread of the disease. This strategy involves setting up of Temporary Treatment and Monitoring Facilities (TTMFs). The summary of TTMFs established is as follows:

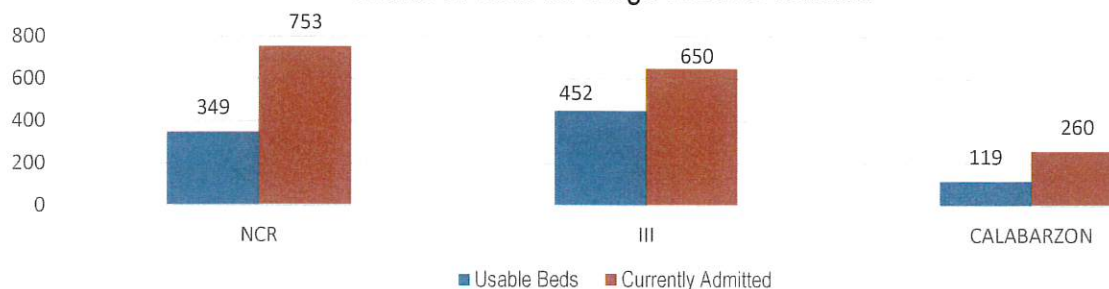
Status of Beds for Temporary Treatment and Monitoring Facilities (TTMFs)



Source: DOH as of 07 September 2021

Aside from the TTMFs, Mega LIGTAS facilities have also been established. The summary of occupancies for the Mega LIGTAS facilities is as follows:

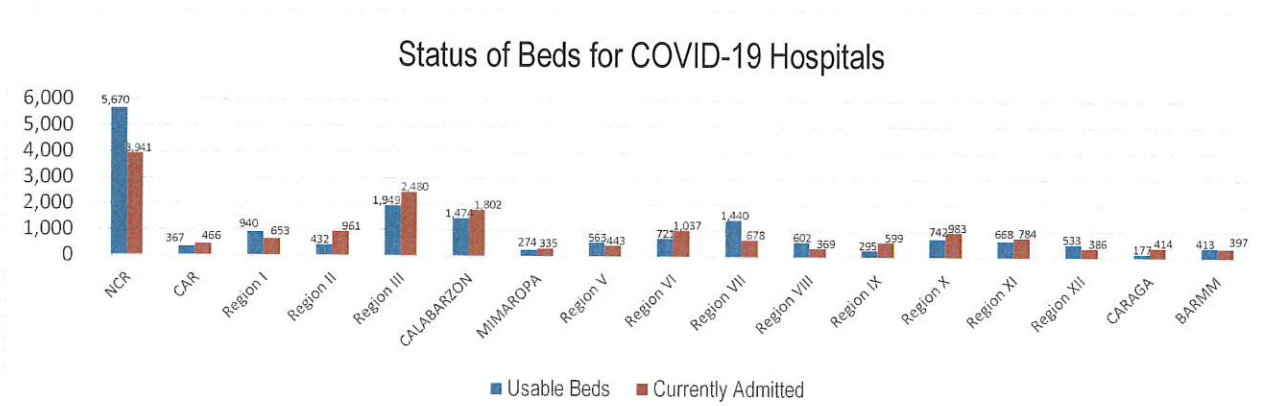
Status of Beds for Mega LIGTAS facilities



Source: DOH as of 07 September 2021

## TREAT

For the TREAT strategy, One Hospital Command has been established to facilitate a centralized referral system. Further, wards, isolation, and intensive care units are in operation to provide treatment services for COVID-19 positives. The occupancy rate for all beds dedicated to COVID-19 (Ward, Isolation, Intensive Care) among reporting hospitals is summarized as follows.



Source: DOH as of 07 September 2021

## DONATIONS MONITORING

In terms of resources, the following is the summary of total domestic and international donations received by the Philippine government, particularly various medical supplies, monitored by OCD in compliance with the Administrative Order No. 27, s. 2020, signed by the President of the Philippines on 31 March 2020.




## MANAGEMENT OF RETURNING OVERSEAS FILIPINOS

Returning Overseas Filipinos are provided with assistance by facilitating their arrival from different points of origin abroad until their return to their respective homes, and attend to their medical and social needs, in order to give them comfort, ensure their safety, and prevent the spread of COVID-19. The following is the summary of ROFs



For the Chairperson, NDRRMC:

  
**UNDERSECRETARY RICARDO B JALAD**  
 Executive Director, NDRRMC and  
 Administrator, OCD

**REFERENCES:** Reports from  
 World Health Organization  
 Office of Civil Defense  
 Department of Health  
 Department of the Interior and Local Government  
 Department of Foreign Affairs

**ANNEXES:**  
 Community Quarantine Declaration per Region  
 Breakdown of Returning Overseas Filipinos

**NOTE:**  
 Other reports are available upon request

**Community Quarantine Declaration per LGU**  
As of **17 September 2021**

| <b>PROVINCE/ CHARTERED CITY / MUNICIPALITY</b> | <b>COMMUNITY QUARANTINE DECLARATION (ECQ, MECQ, GCQ, MGCQ)</b> | <b>EFFECTIVITY DATE</b> |
|--|--|-------------------------|
| <b>NCR</b>                                     |  |                         |
| <i>Caloocan</i>                                | GCQ  | 16-29 September 2021    |
| <i>Malabon</i>                                 | GCQ  | 16-29 September 2022    |
| <i>Navotas</i>                                 | GCQ  | 16-29 September 2023    |
| <i>Valenzuela</i>                              | GCQ  | 16-29 September 2024    |
| <i>Pasig</i>                                   | GCQ  | 16-29 September 2025    |
| <i>Pateros</i>                                 | GCQ  | 16-29 September 2026    |
| <i>Marikina</i>                                | GCQ  | 16-29 September 2027    |
| <i>Taguig</i>                                  | GCQ  | 16-29 September 2028    |
| <i>Quezon City</i>                             | GCQ  | 16-29 September 2029    |
| <i>Manila</i>                                  | GCQ  | 16-29 September 2030    |
| <i>Makati</i>                                  | GCQ  | 16-29 September 2031    |
| <i>Mandaluyong</i>                             | GCQ  | 16-29 September 2032    |
| <i>San Juan</i>                                | GCQ  | 16-29 September 2033    |
| <i>Muntinlupa</i>                              | GCQ  | 16-29 September 2034    |
| <i>Paranaque</i>                               | GCQ  | 16-29 September 2035    |
| <i>Las Pinas</i>                               | GCQ  | 16-29 September 2036    |
| <i>Pasay</i>                                   | GCQ  | 16-29 September 2037    |
| <b>CAR</b>                                     |  |                         |
| <i>Abra</i>                                    | GCQ  | 08-30 September 2021    |
| <i>Apayao</i>                                  | MECQ   | 08-30 September 2021    |
| <i>Benguet</i>                                 | GCQ  | 08-30 September 2021    |
| <i>Ifugao</i>                                  | MGCQ   | 08-30 September 2021    |
| <i>Kalinga</i>                                 | GCQ  | 08-30 September 2021    |
| <i>Mt. Province</i>                            | MGCQ   | 08-30 September 2021    |
| <i>Baguio City</i>                             | GCQ  | 08-30 September 2021    |
| <b>Region I</b>                                |  |                         |
| <i>La Union</i>                                | MGCQ   | 08-30 September 2021    |
| <i>Pangasinan</i>                              | GCQ  | 08-30 September 2021    |
| <i>Ilocos Sur</i>                              | GCQ  | 08-30 September 2021    |
| <i>Ilocos Norte</i>                            | GCQ  | 08-30 September 2021    |
| <i>Dagupan City</i>                            | GCQ  | 08-30 September 2021    |
| <b>Region II</b>                               |  |                         |
| <i>Batanes</i>                                 | MGCQ   | 08-30 September 2021    |
| <i>Cagayan</i>                                 | GCQ  | 08-30 September 2021    |
| <i>Isabela</i>                                 | GCQ  | 08-30 September 2021    |
| <i>Santiago City</i>                           | GCQ  | 08-30 September 2021    |
| <i>Quirino</i>                                 | GCQ  | 08-30 September 2021    |
| <i>Nueva Vizcaya</i>                           | GCQ  | 08-30 September 2021    |
| <b>Region III</b>                              |  |                         |
| <i>Aurora</i>                                  | MGCQ   | 08-30 September 2021    |
| <i>Bataan</i>                                  | MECQ   | 08-30 September 2021    |
| <i>Bulacan</i>                                 | MECQ   | 08-30 September 2021    |
| <i>Nueva Ecija</i>                             | MGCQ   | 08-30 September 2021    |

| PROVINCE/ CHARTERED CITY / MUNICIPALITY | COMMUNITY QUARANTINE DECLARATION (ECQ, MECQ, GCQ, MGCQ) | EFFECTIVITY DATE     |
|---|---|----------------------|
| Pampanga                                | MGCQ  | 08-30 September 2021 |
| Tarlac                                  | GCQ   | 08-30 September 2021 |
| Zambales                                | MGCQ  | 08-30 September 2021 |
| <i>Angeles City</i>                     | MGCQ  | 08-30 September 2021 |
| <i>Olongapo City</i>                    | MGCQ  | 08-30 September 2021 |
| <b>CALABARZON</b>                       |   |                      |
| Cavite                                  | MECQ  | 08-30 September 2021 |
| Laguna                                  | MECQ  | 08-30 September 2021 |
| Batangas                                | GCQ   | 08-30 September 2021 |
| Rizal                                   | MECQ  | 08-30 September 2021 |
| Quezon                                  | GCQ   | 08-30 September 2021 |
| <i>Lucena City</i>                      | MECQ  | 08-30 September 2021 |
| <b>MIMAROPA</b>                         |   |                      |
| Oriental Mindoro                        | MGCQ  | 08-30 September 2021 |
| Occidental Mindoro                      | GCQ   | 08-30 September 2021 |
| Marinduque                              | MGCQ  | 08-30 September 2021 |
| Romblon                                 | MGCQ  | 08-30 September 2021 |
| Palawan                                 | MGCQ  | 08-30 September 2021 |
| <i>Puerto Princesa City</i>             | GCQ   | 08-30 September 2021 |
| <b>Region V</b>                         |   |                      |
| Albay                                   | MGCQ  | 08-30 September 2021 |
| Camarines Norte                         | MGCQ  | 08-30 September 2021 |
| Camarines Sur                           | MGCQ  | 08-30 September 2021 |
| <i>Naga City</i>                        | GCQ   | 08-30 September 2021 |
| Catanduanes                             | MGCQ  | 08-30 September 2021 |
| Masbate                                 | MGCQ  | 08-30 September 2021 |
| Sosogon                                 | MGCQ  | 08-30 September 2021 |
| <b>Region VI</b>                        |   |                      |
| Aklan                                   | GCQ   | 08-30 September 2021 |
| Antique                                 | GCQ   | 08-30 September 2021 |
| Capiz                                   | GCQ   | 08-30 September 2021 |
| Guimaras                                | GCQ   | 08-30 September 2021 |
| Iloilo                                  | MECQ  | 08-30 September 2021 |
| <i>Iloilo City</i>                      | MECQ  | 08-30 September 2021 |
| Negros Occidental                       | GCQ   | 08-30 September 2021 |
| <i>Bacolod City</i>                     | GCQ   | 08-30 September 2021 |
| <b>Region VII</b>                       |   |                      |
| Bohol                                   | MGCQ  | 08-30 September 2021 |
| Cebu                                    | GCQ   | 08-30 September 2021 |
| <i>Cebu City</i>                        | GCQ   | 08-30 September 2021 |
| <i>Lapulapu City</i>                    | GCQ   | 08-30 September 2021 |
| <i>Mandaue City</i>                     | GCQ   | 08-30 September 2021 |
| Negros Oriental                         | GCQ   | 08-30 September 2021 |
| Siquijor                                | MGCQ  | 08-30 September 2021 |
| <b>Region VIII</b>                      |   |                      |

| PROVINCE/ CHARTERED CITY / MUNICIPALITY | COMMUNITY QUARANTINE DECLARATION (ECQ, MECQ, GCQ, MGCQ) | EFFECTIVITY DATE     |
|---|---|----------------------|
| Leyte                                   | MGCQ  | 08-30 September 2021 |
| Southern Leyte                          | MGCQ  | 08-30 September 2021 |
| Biliran                                 | MGCQ  | 08-30 September 2021 |
| Samar (Western Samar)                   | MGCQ  | 08-30 September 2021 |
| Eastern Samar                           | MGCQ  | 08-30 September 2021 |
| Northern Samar                          | MGCQ  | 08-30 September 2021 |
| <i>Ormoc City</i>                       | MGCQ  | 08-30 September 2021 |
| <b>Region IX</b>                        |   |                      |
| Zamboanga Del Norte                     | GCQ   | 08-30 September 2021 |
| Zamboanga Del Sur                       | GCQ   | 08-30 September 2021 |
| Zamboanga Sibugay                       | GCQ   | 08-30 September 2021 |
| <i>Zamboanga City</i>                   | GCQ   | 08-30 September 2021 |
| <b>Region X</b>                         |   |                      |
| Bukidnon                                | MGCQ  | 08-30 September 2021 |
| Camiguin                                | MGCQ  | 08-30 September 2021 |
| Lanao del Norte                         | MGCQ  | 08-30 September 2021 |
| <i>Iligan City</i>                      | GCQ   | 08-30 September 2021 |
| Misamis Occidental                      | GCQ   | 08-30 September 2021 |
| Misamis Oriental                        | GCQ   | 08-30 September 2021 |
| <i>Cagayan de Oro City</i>              | MECQ  | 08-30 September 2021 |
| <b>Region XI</b>                        |   |                      |
| Davao del Norte                         | GCQ   | 08-30 September 2021 |
| Davao del Sur                           | GCQ   | 08-30 September 2021 |
| <i>Davao City</i>                       | GCQ   | 08-30 September 2021 |
| Davao de Oro                            | GCQ   | 08-30 September 2021 |
| Davao Occidental                        | GCQ   | 08-30 September 2021 |
| Davao Oriental                          | GCQ   | 08-30 September 2021 |
| <b>Region XII</b>                       |   |                      |
| General Santos City                     | GCQ   | 08-30 September 2021 |
| North Cotabato                          | GCQ   | 08-30 September 2021 |
| Sarangani                               | GCQ   | 08-30 September 2021 |
| South Cotabato                          | GCQ   | 08-30 September 2021 |
| Sultan Kudarat                          | GCQ   | 08-30 September 2021 |
| <b>CARAGA</b>                           |   |                      |
| Agusan del Norte                        | GCQ   | 08-30 September 2021 |
| <i>Butuan City</i>                      | GCQ   | 08-30 September 2021 |
| Agusan del Sur                          | GCQ   | 08-30 September 2021 |
| Surigao del Norte                       | GCQ   | 08-30 September 2021 |
| Surigao del Sur                         | GCQ   | 08-30 September 2021 |
| Dinagat Islands                         | GCQ   | 08-30 September 2021 |
| <b>BARMM</b>                            |   |                      |
| Maguindanao                             | MGCQ  | 08-30 September 2021 |
| <i>Cotabato City</i>                    | GCQ   | 08-30 September 2021 |
| Basilan                                 | MGCQ  | 08-30 September 2021 |
| Lanao del Sur                           | GCQ   | 08-30 September 2021 |

| PROVINCE/ CHARTERED CITY<br>/ MUNICIPALITY | COMMUNITY QUARANTINE<br>DECLARATION<br>(ECQ, MECQ, GCQ, MGCQ) | EFFECTIVITY DATE     |
|--|---|----------------------|
| Sulu                                       | MGCQ  | 08-30 September 2021 |
| Tawi-Tawi                                  | MGCQ  | 08-30 September 2021 |

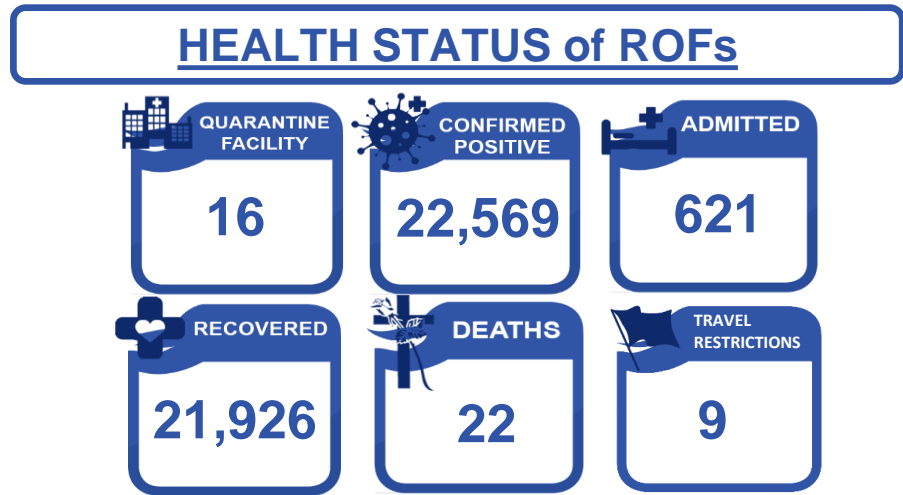
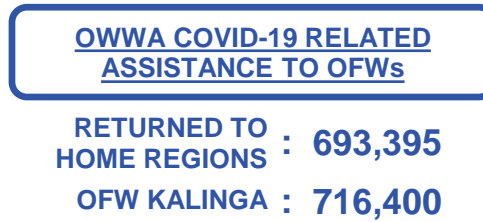
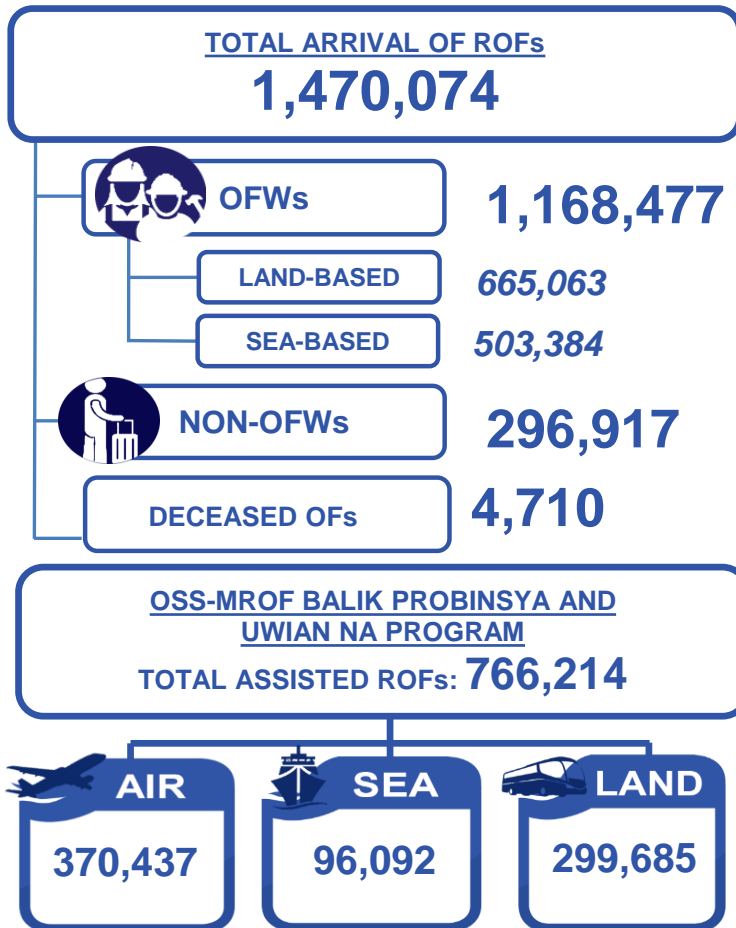
Sources: IATF Resolution Nos. 136-F and 136-G issued 06 Sept. 2021 / No. 137 issued 07 Sept 2021, and Guidelines On The Pilot Implementation Of Alert Levels System For Covid-19 Response In The National Capital Region dated 13 September 2021





## Task Group on Management of Returning Overseas Filipinos

Summary Report  
 17 September 2021





Republic of the Philippines  
INTER-AGENCY TASK FORCE  
FOR THE MANAGEMENT OF EMERGING INFECTIOUS DISEASE  
NATIONAL TASK FORCE AGAINST COVID-19



**Task Group on Management of Returning Overseas Filipinos**

**TG-MROF Daily Operational Report as of 17 September 2021**

**ARRIVALS**

| ROFs                | TOTAL ARRIVAL ON AIRPORT: 1,401,174               |                |   |                |  |                |                                    |                                    |                          |                          |                          |              |              | GRAND TOTAL ARRIVAL OF ROFs |                  |
|---------------------|---|----------------|---|----------------|--|----------------|------------------------------------|------------------------------------|--------------------------|--------------------------|--------------------------|--------------|--------------|-----------------------------|------------------|
|                     | NINYO AQUINO INTERNATIONAL AIRPORT                |                |   |                |  |                | CLARK INTERNATIONAL AIRPORT        | MACTAN-CEBU INTERNATIONAL AIRPORT  | LAOAG AIRPORT            | DAVAO AIRPORT            | SUBIC AIRPORT            |              |              |                             |                  |
|                     | Terminal 1<br>(23 April 2020 - 16 September 2021) |                | Terminal 2<br>(23 April 2020 - 16 September 2021) |                | Terminal 3<br>(08 July 2020 - 16 September 2021) |                | (05 June 2020 - 16 September 2021) | (28 June 2020 - 16 September 2021) | (18 June - 16 Sep. 2021) | (27 June - 16 Sep. 2021) | (18 June - 16 Sep. 2021) |              |              |                             |                  |
|                     | Now   | Cumulative     | Now   | Cumulative     | Now  | Cumulative     | Now                                | Cumulative                         | Now                      | Cumulative               | Now                      | Cumulative   |              |                             |                  |
| <b>SUBTOTAL</b>     | <b>1,106</b>                                      | <b>344,936</b> | <b>610</b>  | <b>456,508</b> | <b>610</b>                                       | <b>327,283</b> | <b>335</b>                         | <b>150,708</b>                     | <b>550</b>               | <b>112,682</b>           | <b>266</b>               | <b>3,121</b> | <b>5,670</b> | <b>3,395</b>                | <b>1,470,074</b> |
| <b>OFWs</b>         | 917   | 291,406        | 338   | 322,421        | 416  | 255,139        | 285                                | 137,998                            | 451                      | 88,748                   | 251                      | 2,720        | 5,574        | 2,591                       | 1,168,447        |
| <i>Land-based</i>   | 834   | 204,926        | 90  | 211,638        | 137  | 138,808        | 187                                | 68,685                             | 148                      | 32,919                   | 241                      | 2,550        | 5,296        | 1,396                       | 665,063          |
| <i>Sea-based</i>    | 83  | 86,480         | 248   | 110,783        | 279  | 116,331        | 98                                 | 69,313                             | 303                      | 55,829                   | 10                       | 170          | 278          | 1,195                       | 503,384          |
| <b>NON-OFWs</b>     | 189   | 53,530         | 272   | 134,087        | 194  | 72,144         | 50                                 | 12,710                             | 99                       | 23,934                   | 15                       | 401          | 96           | 804                         | 296,917          |
| <b>Deceased OFs</b> | 0   | 4,710          |   |                |  |                |                                    |                                    |                          |                          |                          |              |              | 0                           | 4,710            |

| ROFs             | TOTAL ARRIVAL ON SEAPORT: 64,190 |               |          |            |          |            |           |              |                      |              |          |            |          |            |
|------------------|----------------------------------|---------------|----------|------------|----------|------------|-----------|--------------|----------------------|--------------|----------|------------|----------|------------|
|                  | MANILA                           |               | CEBU     |            | SUBIC    |            | BATAAN    |              | TAWI-TAWI/ ZAMBOANGA |              | DAVAO    |            | BATANGAS |            |
|                  | Now                              | Cumulative    | Now      | Cumulative | Now      | Cumulative | Now       | Cumulative   | Now                  | Cumulative   | Now      | Cumulative | Now      | Cumulative |
| <b>SUBTOTAL</b>  | <b>169</b>                       | <b>57,948</b> | <b>4</b> | <b>597</b> | <b>0</b> | <b>969</b> | <b>11</b> | <b>1,022</b> | <b>0</b>             | <b>3,289</b> | <b>0</b> | <b>48</b>  | <b>0</b> | <b>317</b> |
| <b>OFWs</b>      | 169                              | 57,948        | 4        | 597        | 0        | 969        | 11        | 1,022        | 0                    | 3,289        | 0        | 48         | 0        | 317        |
| <i>Sea-based</i> | 169                              | 57,948        | 4        | 597        | 0        | 969        | 11        | 1,022        | 0                    | 3,289        | 0        | 48         | 0        | 317        |

Sources: 1) OSS Report dated 16 September 2021, 2) BOQ Report No. 485 dated 17 September 2021, 3) BOQ Human Remains Report No. 428 dated 17 September 2021, and 4) OCD BARM Report dated 22 May 2021.

**TESTING (09 May 2020 - 31 January 2021)**

| ROFs                        | AIRPORTS        |                |                |                             |                                   |                | GRAND TOTAL OF TESTED ROFs |
|-----------------------------|-----------------|----------------|----------------|-----------------------------|-----------------------------------|----------------|----------------------------|
|                             | NAIA            |                |                | CLARK INTERNATIONAL AIRPORT | MACTAN-CEBU INTERNATIONAL AIRPORT |                |                            |
|                             | Terminal 1      | Terminal 2     | Terminal 3     | Cumulative                  | Cumulative                        |                |                            |
|                             | Cumulative      | Cumulative     | Cumulative     | Cumulative                  | Cumulative                        |                |                            |
| <b>SUBTOTAL</b>             | <b>193,297</b>  | <b>270,090</b> | <b>186,044</b> | <b>67,026</b>               | <b>42,925</b>                     | <b>810,139</b> |                            |
| <b>RT-PCR (Viral Test)</b>  |                 |                |                |                             |                                   |                |                            |
| Conducted by PCG            | 170,310         | 210,044        | 161,860        | 67,026                      | 42,925                            | 702,922        |                            |
| Arranged by LMA             | 2,256           | 2,011          | 0              | 0                           | 0                                 | 4,267          |                            |
| Arranged by MARIKINA LGU    | 20              | 27             | 44             | 0                           | 0                                 | 91             |                            |
| Arranged by PAMPANGA LGU    | 907             | 1,747          | 592            | 0                           | 0                                 | 3,246          |                            |
| Conducted by PAGSS/PADL     | 19,804          | 0              | 23,548         | 0                           | 0                                 | 43,352         |                            |
| Conducted by PAL/DETOXICARE | 0               | 56,261         | 0              | 0                           | 0                                 | 56,261         |                            |
| ROFs                        | SEAPORTS        |                |                |                             |                                   |                |                            |
|                             | MANILA          | CEBU           | SUBIC          | BATAAN                      | TAWI-TAWI/ ZAMBOANGA              | DAVAO          |                            |
|                             | Cumulative      | Cumulative     | Cumulative     | Cumulative                  | Cumulative                        | Cumulative     |                            |
|                             | <b>SUBTOTAL</b> | <b>47,509</b>  | <b>119</b>     | <b>438</b>                  | <b>697</b>                        | <b>1,986</b>   | <b>8</b>                   |
| <b>RT-PCR (Viral Test)</b>  |                 |                |                |                             |                                   |                |                            |
| Conducted by PCG            | 47,509          | 119            | 438            | 697                         | 1,986                             | 8              |                            |

Sources: 1) OSS Report dated 31 January 2021, and 2) BOQ Report No. 258 dated 02 February 2021.

**6TH DAY SWABBING OPERATIONS**

| Agency                     | GRAND TOTAL OF TESTED ROFs |
|----------------------------|----------------------------|
|                            | Cumulative                 |
| <b>SUBTOTAL</b>            | <b>233,767</b>             |
| <b>RT-PCR (Viral Test)</b> |                            |
| PCG                        | 154,815                    |
| BOQ                        | 25,082                     |
| DETOXICARE                 | 19,795                     |
| PADL                       | 22,727                     |
| PRIMERCARE                 | 11,348                     |

Source: 1) OSS Report dated 15 May 2021. (Note: Figures from previous reports may differ due to data verification process.)

**7TH DAY SWABBING OPERATIONS (May 14 - September 16, 2021)**

| Agency                     | AIRPORTS       |               |               |            |              |              | GRAND TOTAL OF TESTED ROFs |
|----------------------------|----------------|---------------|---------------|------------|--------------|--------------|----------------------------|
|                            | NAIA           | CLARK         | CEBU          | LAOAG      | DAVAO        | SUBIC        |                            |
|                            | Cumulative     | Cumulative    | Cumulative    | Cumulative | Cumulative   | Cumulative   |                            |
| <b>SUBTOTAL</b>            | <b>263,043</b> | <b>35,366</b> | <b>33,948</b> | <b>266</b> | <b>2,377</b> | <b>5,161</b> | <b>340,161</b>             |
| <b>RT-PCR (Viral Test)</b> |                |               |               |            |              |              |                            |
| PCG/GOVT LABS              | 197,780        | 0             | 0             | 0          | 0            | 0            | 197,780                    |
| BOQ CLARK                  | 0              | 32,155        | 0             | 0          | 0            | 0            | 32,155                     |
| DETOXICARE                 | 36,528         | 0             | 0             | 0          | 0            | 0            | 36,528                     |
| PADL                       | 28,735         | 3,211         | 0             | 0          | 0            | 0            | 31,946                     |
| DOH-RESU 7                 | 0              | 0             | 33,948        | 0          | 0            | 0            | 33,948                     |
| M. MARIANO MEM HOSPITAL    | 0              | 0             | 0             | 266        | 0            | 0            | 266                        |

|                                  |   |   |   |   |       |       |       |
|----------------------------------|---|---|---|---|-------|-------|-------|
| <b>SOUTHERN PHIL<br/>MED CTR</b> | 0 | 0 | 0 | 0 | 2,377 | 0     | 2,377 |
| <b>BOQ SUBIC</b>                 | 0 | 0 | 0 | 0 | 0     | 5,161 | 5,161 |

Source: 1) OSS Report dated 16 September 2021. (Note: Figures from previous reports may differ due to data verification process.)



Republic of the Philippines  
INTER-AGENCY TASK FORCE  
FOR THE MANAGEMENT OF EMERGING INFECTIOUS DISEASE  
NATIONAL TASK FORCE AGAINST COVID-19



**Task Group on Management of Returning Overseas Filipinos**

**TG-MROF Daily Operational Report as of 17 September 2021**

**QUARANTINE**

| No. of QFs | ROFs IN TREATMENT AND MONITORING FACILITIES |            |          |            |           |            |        |            | ROFs IN ACCOMMODATION ESTABLISHMENTS (AEs) |          |
|------------|---|------------|----------|------------|-----------|------------|--------|------------|--|----------|
|            | Confirmed Positive                          |            | Admitted |            | Recovered |            | Deaths |            | No. of AEs                                 | Non-OFWs |
|            | Now   | Cumulative | Now      | Cumulative | Now       | Cumulative | Now    | Cumulative |  |          |
| 16         | 98  | 22,569     | 23       | 621        | 75        | 21,926     | 0      | 22         | 0  | 0        |

Source: 1) BOQ Report No. 485 dated 17 September 2021. (Note: Figures from previous reports may differ due to data verification process.)

**OSS-MROF BALIK PROBINSYA & UWIAN NA PROGRAM (May 25, 2020 - September 16, 2021)**

| ROFs ASSISTED THRU THEIR DESTINATION | MODE OF TRANSPORTATION |             |                 | GRAND TOTAL |
|--------------------------------------|------------------------|-------------|-----------------|-------------|
|                                      | Air (NAIA T2)          | Land (PITX) | Sea (N. Harbor) |             |
|                                      | Cumulative             | Cumulative  | Cumulative      |             |
|                                      | 370,437                | 299,685     | 96,092          | 766,214     |

Sources: 1) OSS Report as of 16 September 2021, 2) PITX Report (Uwian Na Program) dated 17 September 2021, and "DOT" (Hard Tulong Program) Report dated 14 May 2021. \*Data starting from June 2 includes LSI and APOR. (Note: Figures from previous reports may differ due to data verification process.)

**OWWA COVID-19 RELATED ASSISTANCE TO OFWs (March 2020 - September 15, 2021)**

|                          |         |
|--------------------------|---------|
| Returned to Home Regions | 693,395 |
| OFW Kalinga              | 716,400 |

Source: 1) OWWA Monitoring Report dated 15 September 2021.

**REMAINS OF DECEASED OFs**

| COUNTRY              | COUNTRY OF ORIGIN |              | CAUSE OF DEATH |              |
|----------------------|-------------------|--------------|----------------|--------------|
|                      | NOW               | CUMULATIVE   |                | CUMULATIVE   |
| <b>TOTAL</b>         | <b>0</b>          | <b>4,710</b> |                | <b>4,710</b> |
| Saudi Arabia         | 0                 | 798          | COVID-19       | 625          |
| USA                  | 0                 | 287          | NON COVID-19   | 4,085        |
| United Arab Emirates | 0                 | 149          |                |              |
| Qatar                | 0                 | 67           |                |              |
| Kuwait               | 0                 | 51           |                |              |
| Others               | 0                 | 3,358        |                |              |

Source: 1) BOQ Human Remains Report No. 428 dated 17 September 2021. (Note: Figures from previous reports may differ due to data verification process.)

**RETURNING FILIPINOS FROM SABAH**

| TOTAL NO. OF RETURNING FILIPINOS FROM SABAH: |                      | 3,289                                   |
|--|----------------------|---|
| First Batch                                  | July 5, 2020         | 395                                     |
| Second Batch                                 | July 29, 2020        | 394                                     |
| Third Batch                                  | August 13, 2020      | 400                                     |
| Fourth Batch                                 | August 28, 2020      | 379                                     |
| Fifth Batch                                  | September 24, 2020   | 400                                     |
| Sixth Batch                                  | November 12, 2020    | 151                                     |
| Seventh Batch                                | December 13-20, 2020 | Failed deportation due to force majeure |
| Eighth Batch                                 | March 7, 2021        | 316                                     |
| Ninth Batch                                  | April 17, 2021       | 358                                     |
| Tenth Batch                                  | May 22, 2021         | 496                                     |

As of June 21, 2021, 4,683 remaining Filipinos are still in Sabah for transfer.

Source: 1) OCD BARRMM Report dated 22 May 2021. (Note: Figures from previous reports may differ due to data verification process.)

**TRAVEL RESTRICTIONS**

| COUNTRY         | PERIOD                  |
|-----------------|-------------------------|
| Azerbaijan      | September 12 - 18, 2021 |
| Guadeloupe      |                         |
| Guam            |                         |
| Israel          |                         |
| Kosovo          |                         |
| Montenegro      |                         |
| North Macedonia |                         |
| Saint Lucia     |                         |
| Switzerland     |                         |

Sources: 1) Memo from the ES, OP dated January 5, 8, 12, 15, May 4, 15, June 1, July 14, and July 23, 2021, and 2) IATF Resolution No. 112, 123, 126, 130, 133, 135-C dated August 30, 2021.

|                                       |  |  |
|---------------------------------------|--|--|
| Prepared by:                          | Reviewed by:   | Approved by:   |
| (SGD) SHARMAIN B. TUYAY<br>Duty Staff | (SGD) MARVIN T MANZANO<br>Officer, TG MROF Coordination Center | (SGD) DIR. BERNARDO RAFAELITO R ALEJANDRO IV, CESO IV<br>Head, TG MROF Coordination Center |

Republic of the Philippines  
Inter-Agency Task Force  
FOR THE MANAGEMENT OF EMERGENCY INFECTIOUS DISEASE  
NATIONAL TASK FORCE COVID-19  
**Task Group on Management of Returning Overseas Filipinos**

**NARRATIVE REPORT**  
**17 September 2021**

---

**ACTIONS TAKEN:** Management of Returning Overseas Filipinos (MROF)

The Task Group on Management of Returning Overseas Filipinos (TG-MROF) was created by the National Incident Command-National Task Force COVID 19 to solely cater to the medical and social needs of Returning Overseas Filipinos (ROFs). The TG-MROF in coordination with various government agencies, private entities, and other task groups created to respond with the prevailing crisis, regional task units, and local government agencies that are task to facilitate the safe return of the ROFs back to their home provinces.

**Members:** DND, DOTr, DOLE, DILG, DFA, DOT, DSWD, DOH, OCD, OWWA, BOQ, CAAP, MARINA, PCG, PNP and AFP

**ARRIVALS:** As of 15 September 2021, a total of 1,470,074 **Returning Overseas Filipinos (ROFs)** arrived at the NAIA Terminals 1, 2, and 3, Clark International Airport, Mactan-Cebu International Airport, Laoag International Airport, South Harbor, Subic, Bataan, Zamboanga, and Batangas Port. Of which, a total of 1,168,447 are **OFWs** (665,063 are **land-based** and 503,384 are **sea-based**) and 296,917 are **non-OFWs**.

A total of 4,710 **deceased ROFs** had arrived in the country from 07 July 2020 – 16 September 2021. Of which, 625 died due to COVID-19.

**TESTING:** From May 9, 2020 to 31 January 2021, a total of 810,134 ROFs were tested thru RT-PCR.

**6<sup>TH</sup> DAY OF SWABBING OPERATIONS:** From 01 February to 13 May 2021, a total of 233,767 Returning Overseas Filipinos (ROFs) were tested thru RT-PCR, on the 6<sup>th</sup> day of their quarantine period.

**7<sup>TH</sup> DAY OF SWABBING OPERATIONS:** As of 15 September, a total of 340,161 **Returning Overseas Filipinos (ROFs)** were tested thru RT-PCR on the 7<sup>th</sup> day of their quarantine period. Of which, 197,780 were tested by PCG, 32,155 were tested by BOQ Clark, 36,528 were tested by Detoxicare, 31,946 were tested by PADL, 33,948 were tested by DOH-RESU 7, 266 were tested by M. Mariano Memorial Hospital, 2,377 were tested by Southern Philippine Medical Center, and 5,161 were tested by BOQ Subic.

**QUARANTINE:** As of 16 September 2021, a total of 22,569 ROFs were confirmed positive with COVID-19. Of which, 621 are admitted at 16 quarantine facilities, 21,926 were able to recover and 22 died.

**OSS-MROF BALIK PROBINSYA AND UWIAN NA PROGRAM:** As of 15 September 2021, a total of 766,214 ROFs were assisted back to their home provinces. Of which, 299,105 were assisted by land, 370,437 by air, and 96,092 by sea.

**OWWA COVID-19 RELATED ASSISTANCE TO OFWs:** From March 2020 to 31 August, 2021, a total of 689,948 OFWs were assisted by OWWA on their “Returned to Home Regions” program and 672,205 OFWs are also assisted through “OFW Kalinga” program.

**RETURNING FILIPINOS (REFs) from SABAH:** As of 22 May 2021, a total of 3,289 REFs from Sabah had arrived in the country. While as of 21 June 2021, a total of 4,683 remaining Filipinos are still in Sabah for transfer.

**TRAVEL BANNED COUNTRIES:** As of 10 September 2021, the President approved the imposition of travel restrictions on 9 countries under Red List. These includes Azerbaijan, Guadeloupe, Guam, Israel, Kosovo, Montenegro, North Macedonia, Saint Lucia, and Switzerland shall prohibited from entering the country effective 12 September 2021.

Prepared by:

**(SGD) MS SHARMAIN B. TUYAY**  
Duty Staff

Reviewed by:

**(SGD) MR MARVIN T. MANZANO**  
Officer, TG MROF Coordination Center

Approved by:

**(SGD) DIR. BERNARDO RAFAELITO R. ALEJANDRO IV, CESO IV**  
Head, TG MROF Coordination Center