



REPUBLIC OF THE PHILIPPINES
NATIONAL DISASTER RISK REDUCTION AND MANAGEMENT COUNCIL

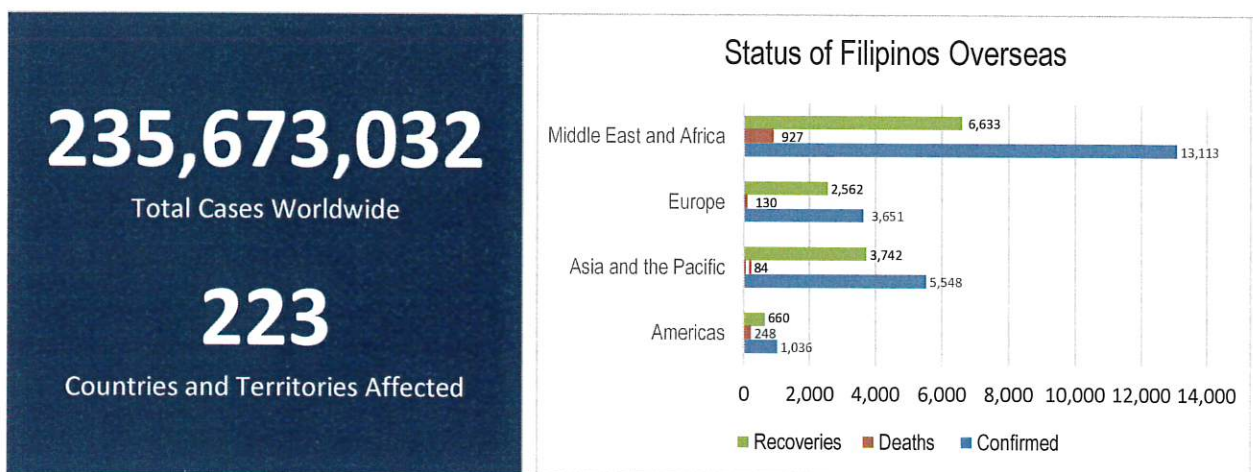
National Disaster Risk Reduction and Management Center, Camp Aguinaldo, Quezon City, Philippines

NATIONAL TASK FORCE
CORONAVIRUS DISEASE-2019
SITUATIONAL REPORT NO. 554

Issued on 1200H, 07 October 2021

Report Coverage: 06 October 2021

GLOBAL SITUATION

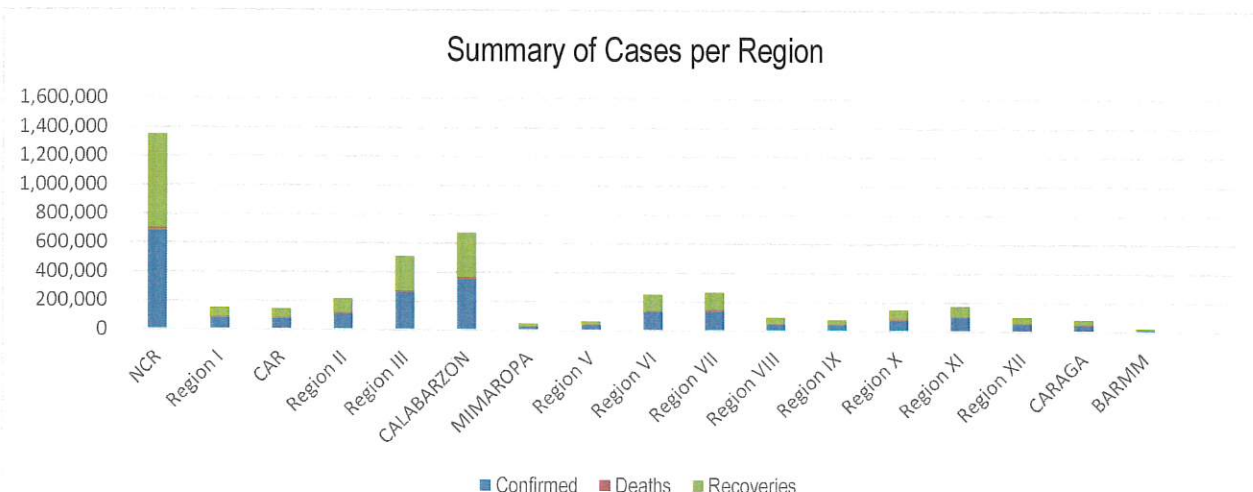


Source: WHO Global Data as of 06 October 2021

PHILIPPINE SITUATION

	TOTAL	NEW	REMARKS
TOTAL CASES	2,632,881	+10,019	
ACTIVE CASES	115,328		4.4% Positivity Rate
DEATHS	39,937	+109	1.48% Case Fatality Rate
RECOVERIES	2,478,616	+7,425	94.1% Case Recovery Rate

Summary of Cases per Region

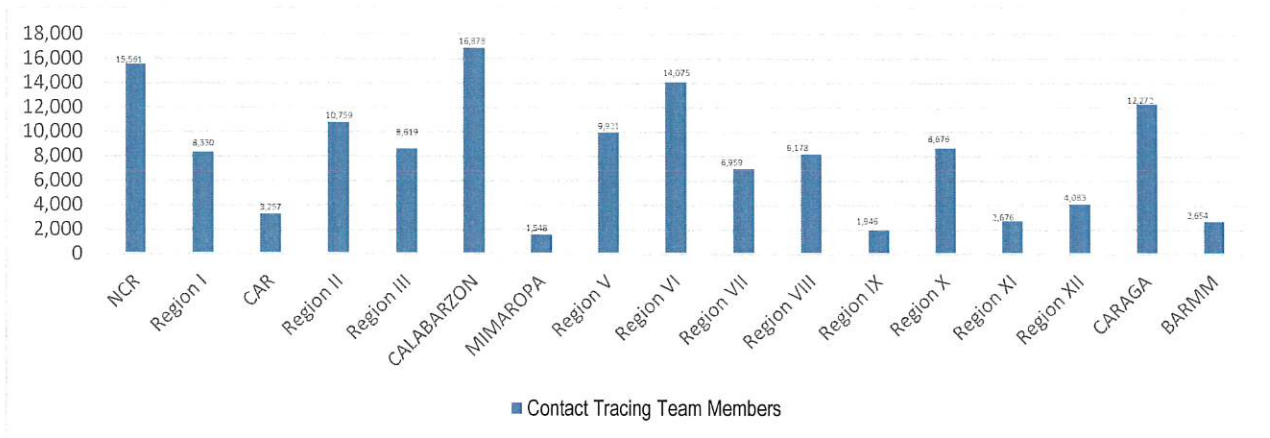


P-D-I-T-R STRATEGY

With reference to the National Action Plan (NAP) for COVID-19, the National Task Force is intensifying efforts to PREVENT the spread of the COVID-19, TEST individuals, and communities, ISOLATE those that are identified to be confirmed cases, TREAT and provide with appropriate health care, and REINTEGRATE them back to the community.

DETECT

DETECT entails active screening of those presenting with signs and symptoms of COVID-19 in the community as well as other disease surveillance activities. For this purpose, contact tracing teams have been organized and provided with appropriate training. Summary is as follows:



The overall results of contact tracing are summarized as follows:

<h1>1:2</h1> <p>Case: Close Contacts Ratio</p>	<h1>91%</h1> <p>Close Contacts Listed, Traced, and Assessed within 24 hours</p>
--	---

Source: DILG data as of 06 October 2021

Also, part of DETECT strategy is the enhancement of the COVID-19 testing capacities of the country. For this purpose, testing laboratories are setup and provided with appropriate licensing. The summary is as follows:

<h1>283</h1> <p>Licensed RT-PCR and GeneXpert Laboratories</p>	<h1>39</h1> <p>Laboratories with Ongoing Licensing Applications</p>
--	---

The overall testing results is summarized as follows:

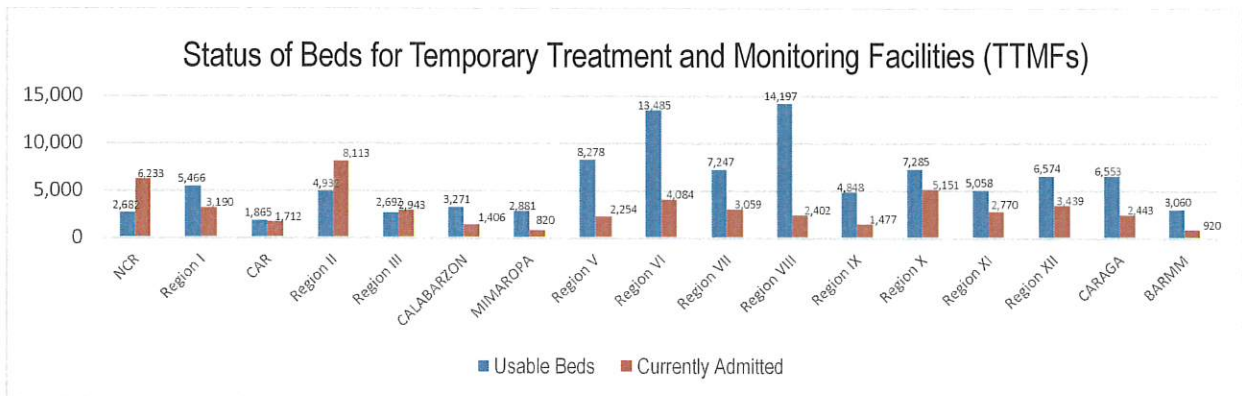
	TOTAL	NEW
TESTS CONDUCTED	21,591,660	+59,171
UNIQUE INDIVIDUALS TESTED	20,286,976	+55,788
POSITIVITY RATE	13.74%	
BACKLOGS	1,273	

To aid in the testing efforts, Mega Swabbing Sites have been established. The outputs of the Mega Swabbing Sites are as follows:

	TOTAL	NEW
ACT MOBILE TEAM	413,158	+1,039
MOA ARENA	391,670	+883
NINOY AQUINO STADIUM	414,485	+1,503
PHILIPPINE SPORTS ARENA	585,215	+1,617

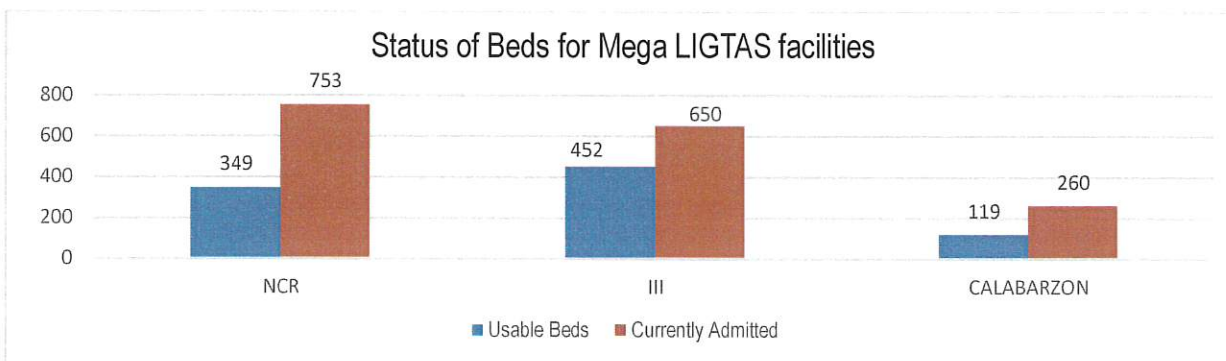
ISOLATE

Isolate involves implementation of measures to separate those identified as exposed and confirmed cases and provide medical interventions to further prevent the spread of the disease. This strategy involves setting up of Temporary Treatment and Monitoring Facilities (TTMFs). The summary of TTMFs established is as follows:



Source: DOH as of 07 September 2021

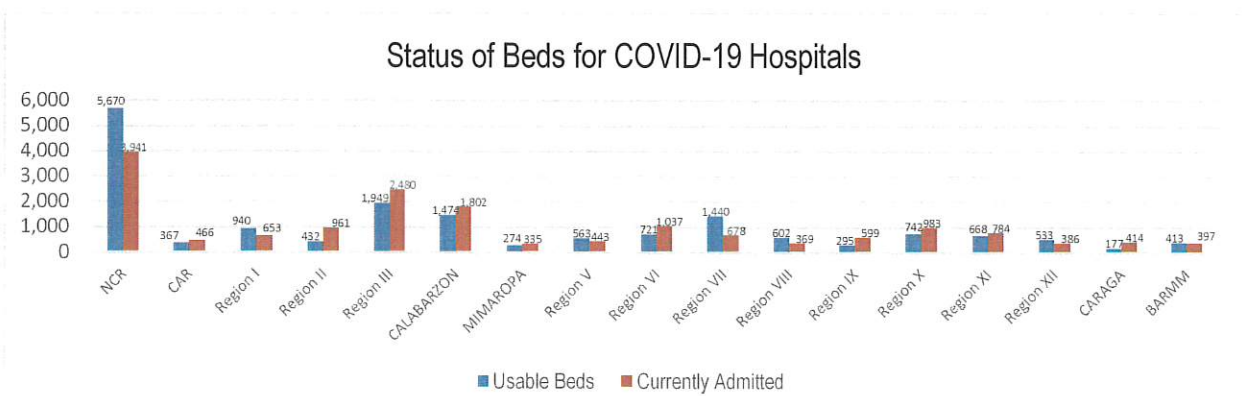
Aside from the TTMFs, Mega LIGTAS facilities have also been established. The summary of occupancies for the Mega LIGTAS facilities is as follows:



Source: DOH as of 07 September 2021

TREAT

For the TREAT strategy, One Hospital Command has been established to facilitate a centralized referral system. Further, wards, isolation, and intensive care units are in operation to provide treatment services for COVID-19 positives. The occupancy rate for all beds dedicated to COVID-19 (Ward, Isolation, Intensive Care) among reporting hospitals is summarized as follows.



Source: DOH as of 07 September 2021

DONATIONS MONITORING

In terms of resources, the following is the summary of total domestic and international donations received by the Philippine government, particularly various medical supplies, monitored by OCD in compliance with the Administrative Order No. 27, s. 2020, signed by the President of the Philippines on 31 March 2020.




MANAGEMENT OF RETURNING OVERSEAS FILIPINOS

Returning Overseas Filipinos are provided with assistance by facilitating their arrival from different points of origin abroad until their return to their respective homes, and attend to their medical and social needs, in order to give them comfort, ensure their safety, and prevent the spread of COVID-19. The following is the summary of ROFs



For the Chairperson, NDRRMC:


UNDERSECRETARY RICARDO B JALAD
Executive Director, NDRRMC and
Administrator, OCD

REFERENCES: Reports from
World Health Organization
Office of Civil Defense
Department of Health
Department of the Interior and Local Government
Department of Foreign Affairs

ANNEXES:
Community Quarantine Declaration per Region
Breakdown of Returning Overseas Filipinos

NOTE:
Other reports are available upon request



Republic of the Philippines
 INTER-AGENCY TASK FORCE
 FOR THE MANAGEMENT OF EMERGING INFECTIOUS DISEASE
 NATIONAL TASK FORCE - COVID-19
TASK GROUP RESOURCE MANAGEMENT AND LOGISTICS



Situation Report
 As of 06 October 2021

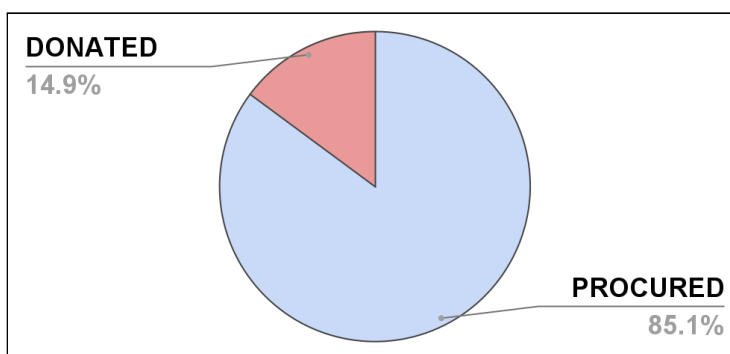
I. DOH-OCD DISTRIBUTION OF SUPPLIES

PARTICULARS	DISPATCHED (PROCURED)	DISPATCHED (DONATED)	DISPATCHED (TOTAL)
Protective Gown	5,509,879	181,635	5,691,514
Protective Suit (Clothing)	5,969,794	213,305	6,183,099
Masks (Surgical)	23,212,079	8,417,576	31,629,655
Head Cover	5,952,274	35,250	5,987,524
Shoe Cover	6,321,149	82,620	6,403,769
Gloves (Surgical)	14,307,812	1,175,900	15,483,712
Goggles	1,050,811	284,498	1,335,309
Masks (N95)	6,224,329	432,025	6,656,354
Masks (KN95)	2,986,742	793,648	3,780,390
Face Shield	4,797,169	439,507	5,236,676
Non-Invasive Ventilator	0	30	30
Alcohol (500ml)	12,608	46,832	59,440

Most distributed medical supply (Procured)	Surgical Mask (23,212,079) pieces
Most distributed medical supply (Donated)	Surgical Mask (8,417,576) pieces
Average Dispatch Percentage (Combined)	96.56%

II. SUMMARY OF PROCURED AND DONATED ITEMS

Total Items Dispatched	114,301,595 individual pieces
Total Procured Items Dispatched	97,322,814 individual pieces
Total Donated Items Dispatched	16,978,781 individual pieces



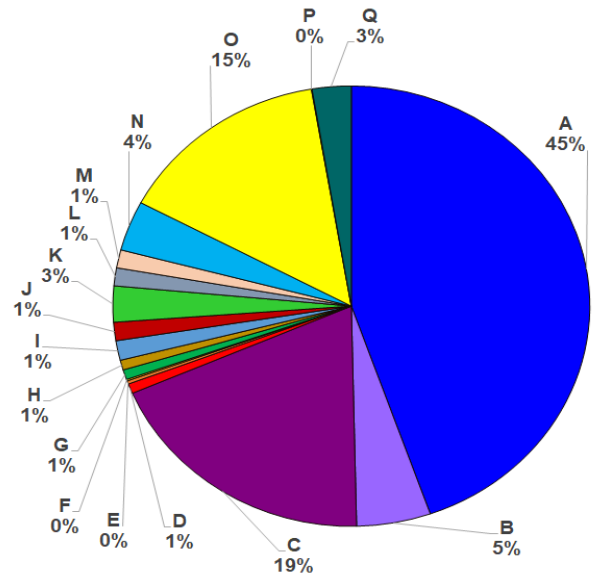
III. STATUS OF PROCURED COVID-19 ANTIGEN KITS

BATCH	TOTAL PROCURED	TOTAL DISPATCHED	BALANCE
BATCH 1 (ABBOTT)	500,000	493,325	6,675
		98.67%	1.34%
BATCH 2 (SD BIOSENSOR)	50,000	29,275	20,725
		58.55%	41.45%

IV. DONATIONS MONITORING (as of 20 April 2021)

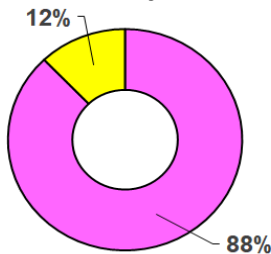
A. Financial Donations Received by OCD

A	AFP	P 16,901,934.27
B	ANONYMOUS	P 1,903,100.00
C	BJMP	P 7,151,337.94
D	DBM	P 273,170.00
E	DENR	P 88,500.00
F	DILG	P 45,000.00
G	DOE	P 273,165.10
H	DOJ	P 273,165.00
I	MALACAÑANG	P 546,330.20
J	MMDA	P 510,000.00
K	NICA	P 1,000,000.00
L	NSC	P 500,000.00
M	OCD	P 499,700.00
N	PHILIPPINE MARINE	P 1,390,350.00
O	PHILIPPINE NAVY	P 5,506,950.00
P	PRIVATE DONATIONS	P 15,000.00
Q	TRANSGLOBAL CONSOLIDATIONS	P 1,000,000.00



DOMESTIC CASH DONATIONS RECEIVED BY OCD
PHP 37,877,702.51

B. Summary of Utilization for Cash Donations (as of 20 April 2021)



Total Cash Donations Received by OCD	Php 37,877,702.51
Cash Donations Utilized	Php 33,279,155.13
Funds Available	Php 4,583,547.38

C. Donations Summary

PARTICULARS	DOMESTIC DONATION	INTERNATIONAL DONATION	GRAND TOTAL
MEDICAL SUPPLIES AND EQUIPMENT	8314	555	8869
WATER AND FOOD ITEMS	1753	2	1755
NON-FOOD ITEMS	1289	32	1321
SERVICES	164	4	168
CASH	163	-	163
VARIOUS DONATIONS	129	12	141
OTHERS	37	-	37
VACCINES	7	4	11
RENTALS	3	-	3
TOTAL	11859	609	12468

Prepared by:

(SGD) JOEL G. EUGENIO
Duty Staff

Reviewed by

(SGD) JOSE ANGELO A MANGAOANG
Officer-on-duty

Approved by:

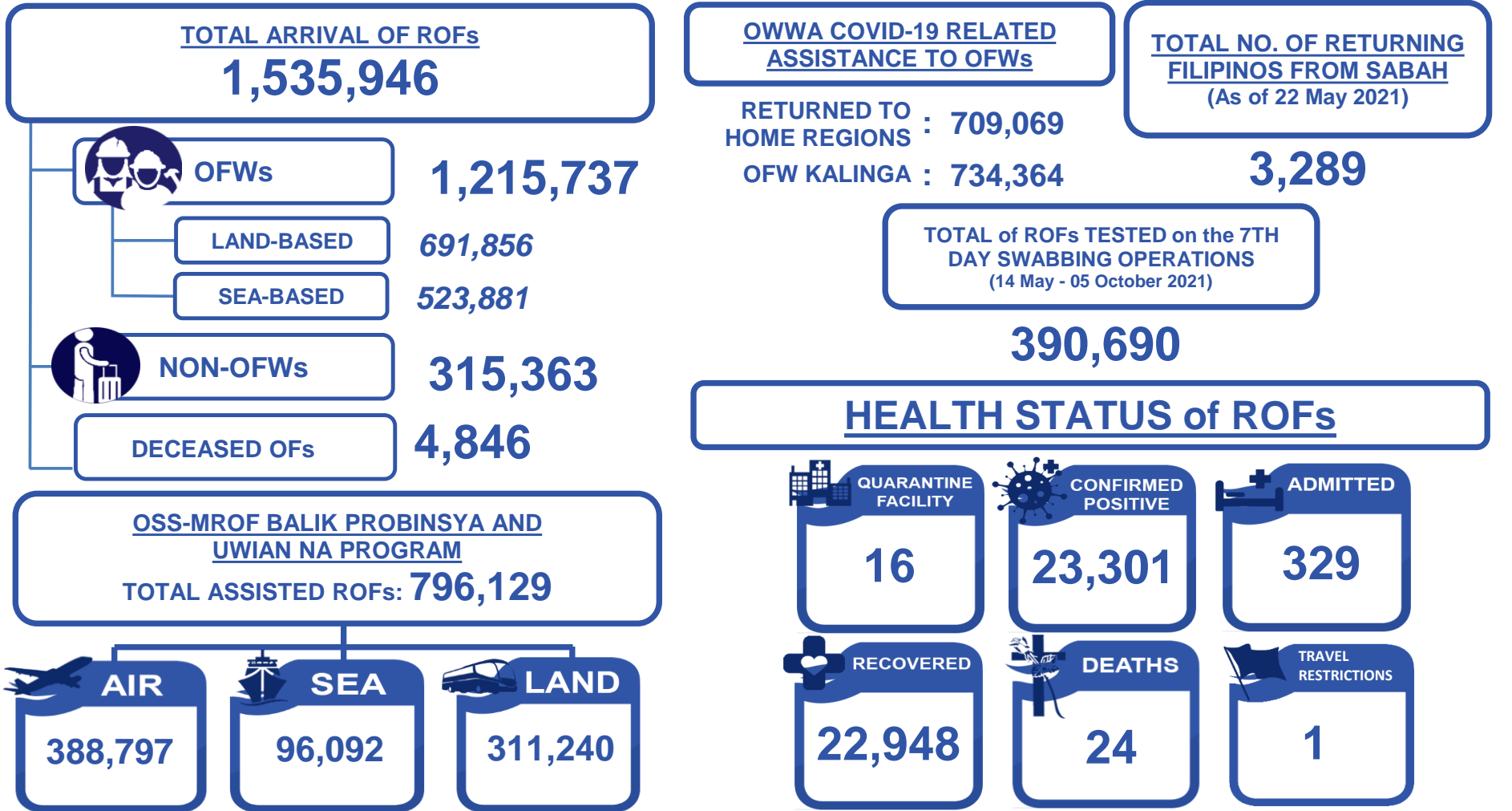
(SGD) DIRECTOR BERNARDO RAFAELITO R ALEJANDRO IV, CESO IV, MNSA
Head, Task Group Resource Management and Logistics



Task Group on Management of Returning Overseas Filipinos

Summary Report

06 October 2021





Republic of the Philippines
 INTER-AGENCY TASK FORCE
 FOR THE MANAGEMENT OF EMERGING INFECTIOUS DISEASE
 NATIONAL TASK FORCE AGAINST COVID-19



Task Group on Management of Returning Overseas Filipinos

TG-MROF Daily Operational Report as of 06 October 2021

ARRIVALS

ROFs	TOTAL ARRIVAL ON AIRPORT: 1,466,403													GRAND TOTAL ARRIVAL OF ROFs		
	NINYO AQUINO INTERNATIONAL AIRPORT						CLARK INTERNATIONAL AIRPORT		MACTAN-CEBU INTERNATIONAL AIRPORT		LAOAG AIRPORT	DAVAO AIRPORT	SUBIC AIRPORT			
	Terminal 1		Terminal 2		Terminal 3		Now	Cumulative	Now	Cumulative	Now	Cumulative	Now			Cumulative
	(23 April 2020 - 05 October 2021)		(23 April 2020 - 05 October 2021)		(08 July 2020 - 05 October 2021)											
SUBTOTAL	1,295	363,884	635	472,132	829	339,243	180	156,831	642	122,417	266	3,945	7,685	3,614	1,535,946	
OFWs	1,136	307,432	337	330,556	506	261,968	165	143,274	536	96,542	251	3,490	7,527	2,713	1,215,737	
Land-based	988	218,629	17	213,118	391	142,825	117	71,563	225	35,298	241	3,112	7,070	1,738	691,856	
Sea-based	148	88,803	320	117,438	115	119,143	48	71,711	311	61,244	10	378	457	975	523,881	
NON-OFWs	159	56,452	298	141,576	323	77,275	15	13,557	106	25,875	15	455	158	901	315,363	
Deceased OFs	3	4,846												3	4,846	

ROFs	TOTAL ARRIVAL ON SEAPORT: 64,697												GRAND TOTAL ARRIVAL OF ROFs			
	MANILA		CEBU		SUBIC		BATAAN		TAWI-TAWI/ZAMBOANGA		DAVAO				BATANGAS	
	Now	Cumulative	Now	Cumulative	Now	Cumulative	Now	Cumulative	Now	Cumulative	Now	Cumulative			Now	Cumulative
SUBTOTAL	33	58,322	0	612	0	1,020	0	1,085	0	3,289	0	52	0	317		
OFWs	33	58,322	0	612	0	1,020	0	1,085	0	3,289	0	52	0	317		
Sea-based	33	58,322	0	612	0	1,020	0	1,085	0	3,289	0	52	0	317		

Sources: 1) OSS Report dated 05 October 2021, 2) BOQ Report No. 504 dated 06 October 2021, 3) BOQ Human Remains Report No. 447 dated 06 October 2021, and 4) OCD BARM Report dated 22 May 2021.

TESTING (09 May 2020 - 31 January 2021)

ROFs	AIRPORTS						GRAND TOTAL OF TESTED ROFs
	NAIA			CLARK INTERNATIONAL AIRPORT	MACTAN-CEBU INTERNATIONAL AIRPORT	Cumulative	
	Terminal 1	Terminal 2	Terminal 3				
	Cumulative	Cumulative	Cumulative	Cumulative	Cumulative		
SUBTOTAL	193,297	270,090	186,044	67,026	42,925	810,139	
RT-PCR (Viral Test)							
Conducted by PCG	170,310	210,044	161,860	67,026	42,925	702,922	
Arranged by LMA	2,256	2,011	0	0	0	4,267	
Arranged by MARIKINA LGU	20	27	44	0	0	91	
Arranged by PAMPANGA LGU	907	1,747	592	0	0	3,246	
Conducted by PAGSS/PADL	19,804	0	23,548	0	0	43,352	
Conducted by PAL/DETOXICARE	0	56,261	0	0	0	56,261	

ROFs	SEAPORTS						GRAND TOTAL OF TESTED ROFs
	MANILA	CEBU	SUBIC	BATAAN	TAWI-TAWI/ZAMBOANGA	DAVAO	
	Cumulative	Cumulative	Cumulative	Cumulative	Cumulative	Cumulative	
SUBTOTAL	47,509	119	438	697	1,986	8	
RT-PCR (Viral Test)							
Conducted by PCG	47,509	119	438	697	1,986	8	

Sources: 1) OSS Report dated 31 January 2021, and 2) BOQ Report No. 258 dated 02 February 2021.

6TH DAY SWABBING OPERATIONS

Agency	GRAND TOTAL OF TESTED ROFs
	Cumulative
SUBTOTAL	233,767
RT-PCR (Viral Test)	
PCG	154,815
BOQ	25,082
DETOXICARE	19,795
PADL	22,727
PRIMERCARE	11,348

Source: 1) OSS Report dated 15 May 2021. (Note: Figures from previous reports may differ due to data verification process.)

7TH DAY SWABBING OPERATIONS (May 14 - October 5, 2021)

Agency	AIRPORTS						GRAND TOTAL OF TESTED ROFs
	NAIA	CLARK	CEBU	LAOAG	DAVAO	SUBIC	
	Cumulative	Cumulative	Cumulative	Cumulative	Cumulative	Cumulative	
SUBTOTAL	298,732	40,746	43,145	266	3,347	6,772	392,261
RT-PCR (Viral Test)							
PCG/GOV/T LABS	226,879	0	0	0	0	0	226,879
BOQ CLARK	0	36,921	0	0	0	0	36,921
DETOXICARE	36,528	0	0	0	0	0	36,528
PADL	35,325	3,825	0	0	0	0	39,150
DOH-RESU 7	0	0	43,145	0	0	0	43,145
M. MARIANO MEM HOSPITAL	0	0	0	266	0	0	266
SOUTHERN PHIL MED CTR	0	0	0	0	3,347	0	3,347
BOQ SUBIC	0	0	0	0	0	6,772	6,772

Source: 1) OSS Report dated 05 October 2021. (Note: Figures from previous reports may differ due to data verification process.)



Republic of the Philippines
 INTER-AGENCY TASK FORCE
 FOR THE MANAGEMENT OF EMERGING INFECTIOUS DISEASE
 NATIONAL TASK FORCE AGAINST COVID-19



Task Group on Management of Returning Overseas Filipinos

TG-MROF Daily Operational Report as of 06 October 2021

QUARANTINE

ROFs IN TREATMENT AND MONITORING FACILITIES									ROFs IN ACCOMMODATION ESTABLISHMENTS (AEs)	
No. of QFs	Confirmed Positive		Admitted		Recovered		Deaths		No. of AEs	Non-OFWs
	Now	Cumulative	Now	Cumulative	Now	Cumulative	Now	Cumulative		
16	27	23,301	0	329	32	22,948	0	24	0	0

Source: 1) BOQ Report No. 504 dated 06 October 2021. (Note: Figures from previous reports may differ due to data verification process.)

OSS-MROF BALIK PROBINSYA & UWIAN NA PROGRAM (May 25, 2020 - October 5, 2021)

ROFs ASSISTED THRU THEIR DESTINATION	MODE OF TRANSPORTATION			GRAND TOTAL
	Air (NAIA T2)	Land (PITX)	Sea (N. Harbor)	
	Cumulative	Cumulative	Cumulative	
	388,797	311,240	96,092	796,129

Sources: 1) OSS Report as of 05 October 2021, 2) PITX Report (Uwian Na Program) dated 06 October 2021, and 3) DOTr (Halid Tulong Program) Report dated 14 May 2021.
 *Data starting from June 2 includes LSI and APOR. (Note: Figures from previous reports may differ due to data verification process.)

OWWA COVID-19 RELATED ASSISTANCE TO OFWs (March 2020 - September 15, 2021)

Returned to Home Regions	709,290
OFW Kalinga	734,364

Source: 1) OWWA Monitoring Report dated 26 September 2021.

REMAINS OF DECEASED OFs

COUNTRY OF ORIGIN			CAUSE OF DEATH	
COUNTRY	NOW	CUMULATIVE		CUMULATIVE
TOTAL	3	4,846		4,846
Saudi Arabia	0	798	COVID-19	628
USA	0	287	NON COVID-19	4,218
United Arab Emirates	0	149		
Qatar	0	67		
Kuwait	0	51		
Others	3	3,494		

Source: 1) BOQ Human Remains Report No. 447 dated 06 October 2021. (Note: Figures from previous reports may differ due to data verification process.)

RETURNING FILIPINOS FROM SABAH

TOTAL NO. OF RETURNING FILIPINOS FROM SABAH:	3,289	
First Batch	July 5, 2020	395
Second Batch	July 29, 2020	394
Third Batch	August 13, 2020	400
Fourth Batch	August 28, 2020	379
Fifth Batch	September 24, 2020	400
Sixth Batch	November 12, 2020	151
Seventh Batch	December 13-20, 2020	Failed deportation due to force majeure
Eighth Batch	March 7, 2021	316
Ninth Batch	April 17, 2021	358
Tenth Batch	May 22, 2021	496

As of June 21, 2021, 4,683 remaining Filipinos are still in Sabah for transfer.

Source: 1) OCD BARIM Report dated 22 May 2021. (Note: Figures from previous reports may differ due to data verification process.)

COUNTRIES TRAVEL CLASSIFICATION

GREEN LIST				YELLOW LIST	RED LIST
American Samoa	Syria	Eritrea	Saba	All other countries/territories/jurisdictions not otherwise listed.	Bermuda
Cayman Islands	Tokelau	Nauru	Sint Eustatius		
Comoros	Tuvalu	North Korea	Bhutan		
Falkland Islands (Malvinas)	Yemen	Solomon Islands	Kiribati		
Mali	Burkina Faso	Tajikistan	Nicaragua		
New Zealand	Chad	Tonga	Saint Helena		
Palau	Republic of Congo	Uzbekistan	Sudan		
Saint Pierre and Miquelon	Hungary	Cameroon	Tanzania		
Taiwan	Federated States of Micronesia	China (Mainland)	Turkmenistan		
Cook Islands	Niger	Djibouti			
Marshall Islands	Poland	Madagascar			
Niue	Sierra Leone	Montserrat			
Samoa	Algeria	Northern Mariana Islands			

Classification of "Green," "Yellow," and "Red" shall be effective from 01 October 2021 until 15 October 2021.

Sources: 1) IATF Resolution 141-B.s. 2021 dated 30 September 2021.

Prepared by:	Reviewed by:	Approved by:
(SGD) ARIANNE JEWEL G PEROLA Duty Staff	(SGD) MARVIN T MANZANO Officer, TG MROF Coordination Center	(SGD) DIR. BERNARDO RAFAELITO R ALEJANDRO IV, CESO IV, MNSA Head, TG MROF Coordination Center

Republic of the Philippines
Inter-Agency Task Force
FOR THE MANAGEMENT OF EMERGENCY INFECTIOUS DISEASE
NATIONAL TASK FORCE COVID-19
Task Group on Management of Returning Overseas Filipinos

NARRATIVE REPORT
06 October 2021

ACTIONS TAKEN: Management of Returning Overseas Filipinos (MROF)

The Task Group on Management of Returning Overseas Filipinos (TG-MROF) was created by the National Incident Command-National Task Force COVID 19 to solely cater to the medical and social needs of Returning Overseas Filipinos (ROFs). The TG-MROF in coordination with various government agencies, private entities, and other task groups created to respond with the prevailing crisis, regional task units, and local government agencies that are task to facilitate the safe return of the ROFs back to their home provinces.

Members: DND, DOTr, DOLE, DILG, DFA, DOT, DSWD, DOH, OCD, OWWA, BOQ, CAAP, MARINA, PCG, PNP and AFP

ARRIVALS: As of 05 October 2021, a total of **1,535,946 Returning Overseas Filipinos (ROFs)** arrived at the NAIA Terminals 1, 2, and 3, Clark International Airport, Mactan-Cebu International Airport, Laoag International Airport, South Harbor, Subic, Bataan, Zamboanga, and Batangas Port. Of which, a total of **1,215,737** are **OFWs** (**691,856** are **land-based** and **523,881** are **sea-based**) and **315,363** are **non-OFWs**.

A total of **4,846 deceased ROFs** had arrived in the country from 07 July 2020 – 06 October 2021. Of which, **628** died due to COVID-19.

TESTING: From May 9, 2020 to 31 January 2021, a total of **810,134** ROFs were tested thru RT-PCR.

6TH DAY OF SWABBING OPERATIONS: From 01 February to 13 May 2021, a total of **233,767** Returning Overseas Filipinos (ROFs) were tested thru RT-PCR, on the 6th day of their quarantine period.

7TH DAY OF SWABBING OPERATIONS: As of 05 October, a total of **392,261 Returning Overseas Filipinos (ROFs)** were tested thru RT-PCR on the 7th day of their quarantine period. Of which, **226,879** were tested by PCG, **36,174** were tested by BOQ Clark, **36,528** were tested by Detoxicare, **39,150** were tested by PADL, **43,145** were tested by DOH-RESU 7, **266** were tested by M. Mariano Memorial Hospital, **3,347** were tested by Southern Philippine Medical Center, and **6,772** were tested by BOQ Subic.

QUARANTINE: As of 06 October 2021, a total of **23,301** ROFs were confirmed positive with COVID-19. Of which, **329** are admitted at **16** quarantine facilities, **22,948** were able to recover and **24** died.

OSS-MROF BALIK PROBINSYA AND UWIAN NA PROGRAM: As of 05 October 2021, a total of **796,129** ROFs were assisted back to their home provinces. Of which, **311,240** were assisted by land, **388,797** by air, and **96,092** by sea.

OWWA COVID-19 RELATED ASSISTANCE TO OFWs: From March 2020 to 26 September, 2021, a total of **709,290** OFWs were assisted by OWWA on their "Returned to Home Regions" program and **734,364** OFWs are also assisted through "OFW Kalinga" program.

RETURNING FILIPINOS (REFs) from SABAH: As of 22 May 2021, a total of **3,289** REFs from Sabah had arrived in the country. While as of 21 June 2021, a total of **4,683** remaining Filipinos are still in Sabah for transfer.

TRAVEL BANNED COUNTRIES: As of 30 September 2021, the IATF approved the imposition of travel restriction on Bermuda by placing it under the Red List while 48 countries was listed under Green List effective from October 1, 2021 until October 15, 2021.

Prepared by:

(SGD) ARIANNE JEWEL G. PEROLA
Duty Staff

Reviewed by:

(SGD) MR MARVIN T. MANZANO
Officer, TG MROF Coordination Center

Approved by:

(SGD) DIR. BERNARDO RAFAELITO R. ALEJANDRO IV, CESO IV, MNSA
Head, TG MROF Coordination Center