



REPUBLIC OF THE PHILIPPINES
NATIONAL DISASTER RISK REDUCTION AND MANAGEMENT COUNCIL

National Disaster Risk Reduction and Management Center, Camp Aguinaldo, Quezon City, Philippines

NATIONAL TASK FORCE
CORONAVIRUS DISEASE-2019
SITUATIONAL REPORT NO. 558

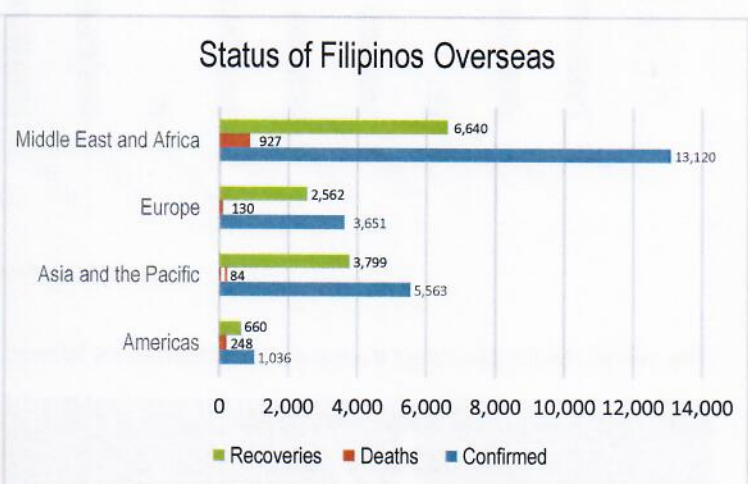
Issued on 1200H, 11 October 2021
 Report Coverage: 10 October 2021

GLOBAL SITUATION

237,144,324
 Total Cases Worldwide

223
 Countries and Territories Affected

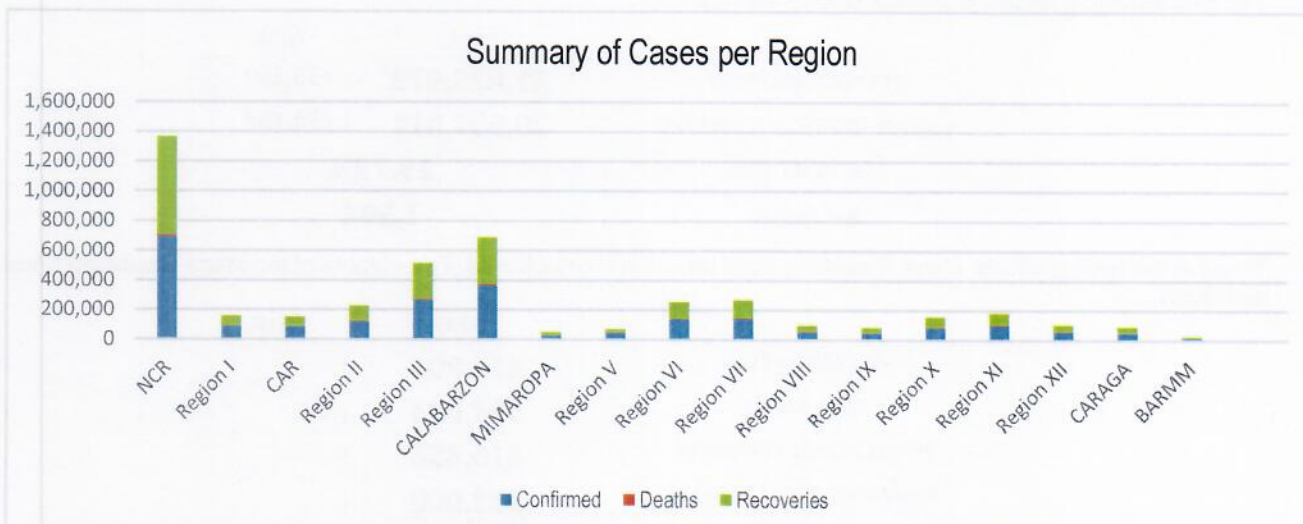
Source: WHO Global Data as of 10 October 2021



PHILIPPINE SITUATION

| | TOTAL | NEW | REMARKS |
|--------------|------------------|--------|---------------------------------|
| TOTAL CASES | 2,674,814 | +8,292 | |
| ACTIVE CASES | 98,894 | | 3.7% Positivity Rate |
| DEATHS | 39,660 | +36 | 1.48% Case Fatality Rate |
| RECOVERIES | 2,536,260 | +302 | 94.8% Case Recovery Rate |

Summary of Cases per Region



P-D-I-T-R STRATEGY

With reference to the National Action Plan (NAP) for COVID-19, the National Task Force is intensifying efforts to PREVENT the spread of the COVID-19, TEST individuals, and communities, ISOLATE those that are identified to be confirmed cases, TREAT and provide with appropriate health care, and REINTEGRATE them back to the community.

DETECT

DETECT entails active screening of those presenting with signs and symptoms of COVID-19 in the community as well as other disease surveillance activities. For this purpose, contact tracing teams have been organized and provided with appropriate training. Summary is as follows:



The overall results of contact tracing are summarized as follows:

| | |
|--|---|
| <h1>1:7</h1> <p>Case: Close Contacts Ratio</p> | <h1>87%</h1> <p>Close Contacts Listed, Traced, and Assessed within 24 hours</p> |
|--|---|

Source: DILG data as of 07 October 2021

Also, part of DETECT strategy is the enhancement of the COVID-19 testing capacities of the country. For this purpose, testing laboratories are setup and provided with appropriate licensing. The summary is as follows:

| | |
|--|---|
| <h1>284</h1> <p>Licensed RT-PCR and GeneXpert Laboratories</p> | <h1>39</h1> <p>Laboratories with Ongoing Licensing Applications</p> |
|--|---|

The overall testing results is summarized as follows:

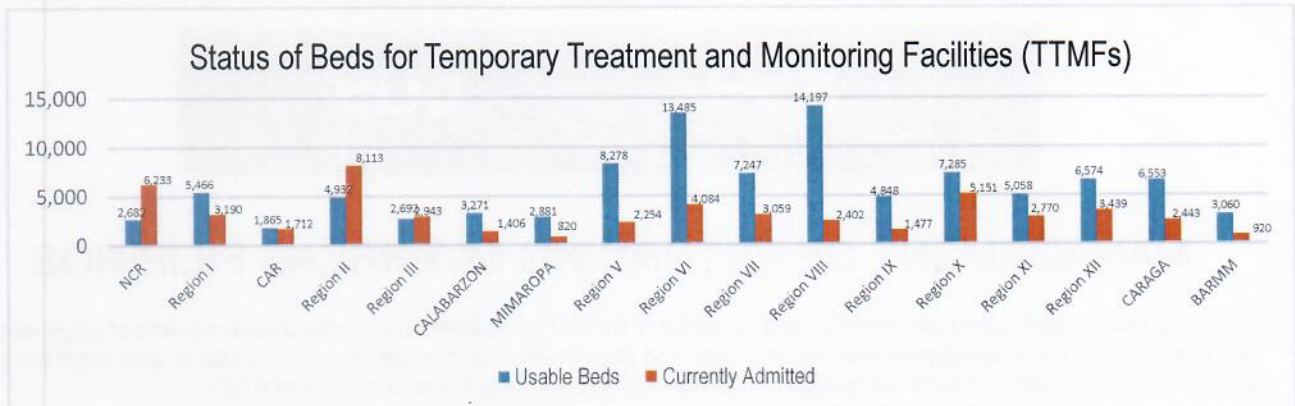
| | TOTAL | NEW |
|---------------------------|-------------------|---------|
| TESTS CONDUCTED | 21,826,973 | +35,159 |
| UNIQUE INDIVIDUALS TESTED | 20,507,811 | +33,157 |
| POSITIVITY RATE | 13.77% | |
| BACKLOGS | 1,594 | |

To aid in the testing efforts, Mega Swabbing Sites have been established. The outputs of the Mega Swabbing Sites are as follows:

| | TOTAL | NEW |
|-------------------------|----------------|-----|
| ACT MOBILE TEAM | 415,906 | - |
| MOA ARENA | 393,053 | - |
| NINOY AQUINO STADIUM | 416,856 | - |
| PHILIPPINE SPORTS ARENA | 589,900 | - |

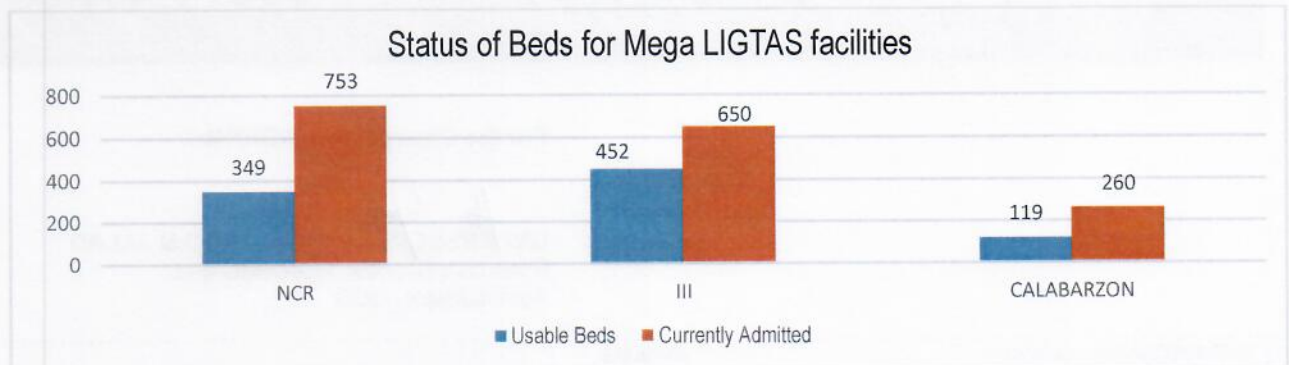
ISOLATE

Isolate involves implementation of measures to separate those identified as exposed and confirmed cases and provide medical interventions to further prevent the spread of the disease. This strategy involves setting up of Temporary Treatment and Monitoring Facilities (TTMFs). The summary of TTMFs established is as follows:



Source: DOH as of 07 September 2021

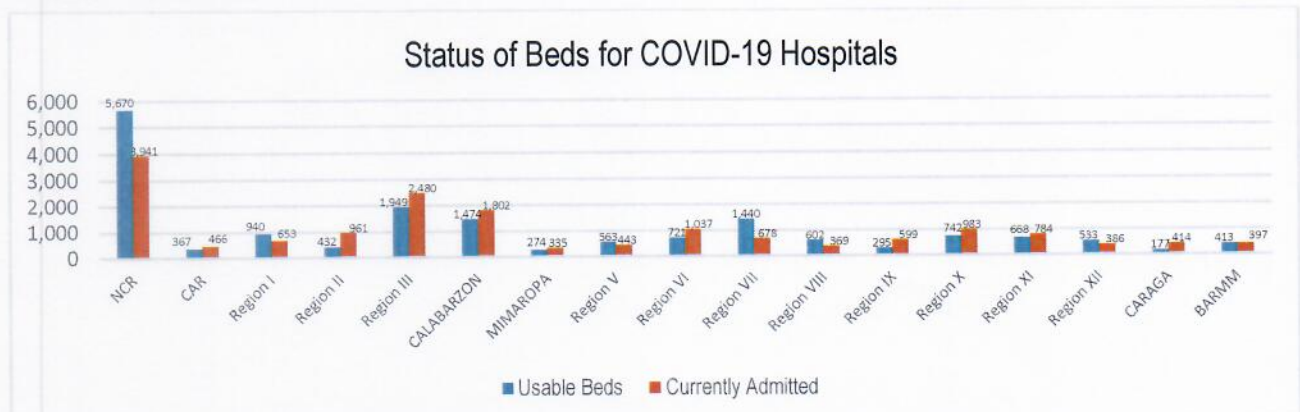
Aside from the TTMFs, Mega LIGTAS facilities have also been established. The summary of occupancies for the Mega LIGTAS facilities is as follows:



Source: DOH as of 07 September 2021

TREAT

For the TREAT strategy, One Hospital Command has been established to facilitate a centralized referral system. Further, wards, isolation, and intensive care units are in operation to provide treatment services for COVID-19 positives. The occupancy rate for all beds dedicated to COVID-19 (Ward, Isolation, Intensive Care) among reporting hospitals is summarized as follows.



Source: DOH as of 07 September 2021

DONATIONS MONITORING

In terms of resources, the following is the summary of total domestic and international donations received by the Philippine government, particularly various medical supplies, monitored by OCD in compliance with the Administrative Order No. 27, s. 2020, signed by the President of the Philippines on 31 March 2020.



MANAGEMENT OF RETURNING OVERSEAS FILIPINOS

Returning Overseas Filipinos are provided with assistance by facilitating their arrival from different points of origin abroad until their return to their respective homes, and attend to their medical and social needs, in order to give them comfort, ensure their safety, and prevent the spread of COVID-19. The following is the summary of ROFs



For the Chairperson, NDRRMC:


UNDERSECRETARY RICARDO B JALAD
Executive Director, NDRRMC and
Administrator, OCD

REFERENCES: Reports from
World Health Organization
Office of Civil Defense
Department of Health
Department of the Interior and Local Government
Department of Foreign Affairs

ANNEXES:
Breakdown of Returning Overseas Filipinos
Breakdown of Resource Management and Logistics

NOTE:
Other reports are available upon request



Republic of the Philippines
 INTER-AGENCY TASK FORCE
 FOR THE MANAGEMENT OF EMERGING INFECTIOUS DISEASE
 NATIONAL TASK FORCE - COVID-19
TASK GROUP RESOURCE MANAGEMENT AND LOGISTICS



Situation Report
 As of 10 October 2021

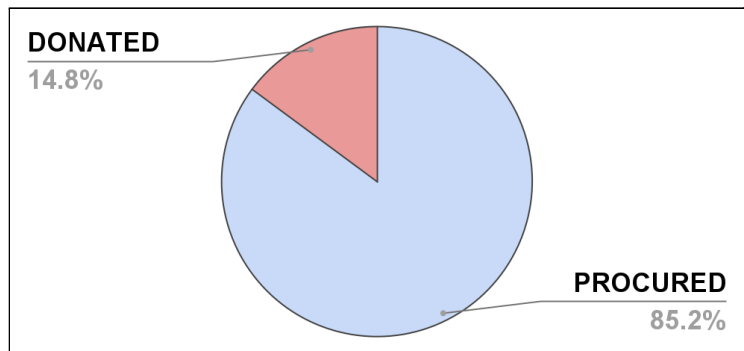
I. DOH-OCD DISTRIBUTION OF SUPPLIES

| PARTICULARS | DISPATCHED (PROCURED) | DISPATCHED (DONATED) | DISPATCHED (TOTAL) |
|----------------------------|-----------------------|----------------------|--------------------|
| Protective Gown | 5,509,879 | 181,635 | 5,691,514 |
| Protective Suit (Clothing) | 5,969,794 | 213,305 | 6,183,099 |
| Masks (Surgical) | 23,282,079 | 8,417,576 | 31,699,655 |
| Head Cover | 5,952,274 | 35,250 | 5,987,524 |
| Shoe Cover | 6,321,149 | 82,620 | 6,403,769 |
| Gloves (Surgical) | 14,307,812 | 1,175,900 | 15,483,712 |
| Goggles | 1,050,811 | 284,498 | 1,335,309 |
| Masks (N95) | 6,224,329 | 432,025 | 6,656,354 |
| Masks (KN95) | 2,986,742 | 793,648 | 3,780,390 |
| Face Shield | 4,797,169 | 439,507 | 5,236,676 |
| Non-Invasive Ventilator | 0 | 30 | 30 |
| Alcohol (500ml) | 12,608 | 46,832 | 59,440 |

| | |
|--|-----------------------------------|
| Most distributed medical supply (Procured) | Surgical Mask (23,282,079) pieces |
| Most distributed medical supply (Donated) | Surgical Mask (8,417,576) pieces |
| Average Dispatch Percentage (Combined) | 96.57% |

II. SUMMARY OF PROCURED AND DONATED ITEMS

| | |
|---------------------------------|-------------------------------|
| Total Items Dispatched | 114,375,865 individual pieces |
| Total Procured Items Dispatched | 97,392,814 individual pieces |
| Total Donated Items Dispatched | 16,983,051 individual pieces |



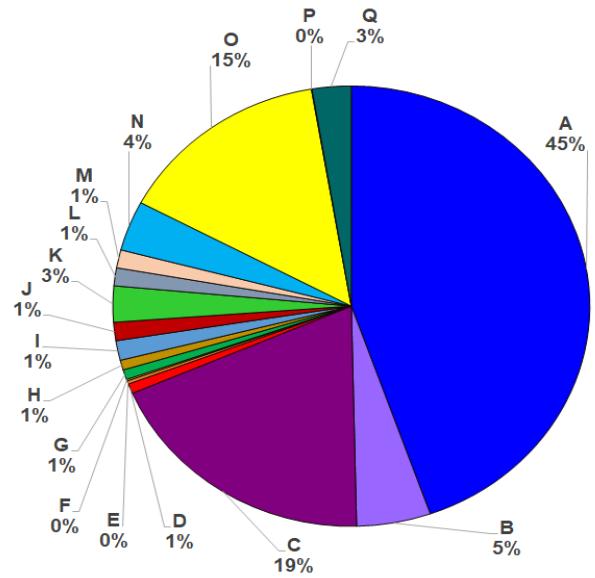
III. STATUS OF PROCURED COVID-19 ANTIGEN KITS

| BATCH | TOTAL PROCURED | TOTAL DISPATCHED | BALANCE |
|------------------------|----------------|------------------|---------|
| BATCH 1 (ABBOTT) | 500,000 | 493,325 | 6,675 |
| | | 98.67% | 1.34% |
| BATCH 2 (SD BIOSENSOR) | 50,000 | 29,275 | 20,725 |
| | | 58.55% | 41.45% |

IV. DONATIONS MONITORING (as of 20 April 2021)

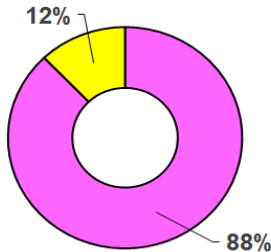
A. Financial Donations Received by OCD

| | | |
|---|----------------------------|-----------------|
| A | AFP | P 16,901,934.27 |
| B | ANONYMOUS | P 1,903,100.00 |
| C | BJMP | P 7,151,337.94 |
| D | DBM | P 273,170.00 |
| E | DENR | P 88,500.00 |
| F | DILG | P 45,000.00 |
| G | DOE | P 273,165.10 |
| H | DOJ | P 273,165.00 |
| I | MALACAÑANG | P 546,330.20 |
| J | MMDA | P 510,000.00 |
| K | NICA | P 1,000,000.00 |
| L | NSC | P 500,000.00 |
| M | OCD | P 499,700.00 |
| N | PHILIPPINE MARINE | P 1,390,350.00 |
| O | PHILIPPINE NAVY | P 5,506,950.00 |
| P | PRIVATE DONATIONS | P 15,000.00 |
| Q | TRANSGLOBAL CONSOLIDATIONS | P 1,000,000.00 |



DOMESTIC CASH DONATIONS RECEIVED BY OCD
PHP 37,877,702.51

B. Summary of Utilization for Cash Donations (as of 20 April 2021)



| | |
|--------------------------------------|-------------------|
| Total Cash Donations Received by OCD | Php 37,877,702.51 |
| Cash Donations Utilized | Php 33,279,155.13 |
| Funds Available | Php 4,583,547.38 |

C. Donations Summary

| PARTICULARS | DOMESTIC DONATION | INTERNATIONAL DONATION | GRAND TOTAL |
|--------------------------------|-------------------|------------------------|--------------|
| MEDICAL SUPPLIES AND EQUIPMENT | 8314 | 555 | 8869 |
| WATER AND FOOD ITEMS | 1753 | 2 | 1755 |
| NON-FOOD ITEMS | 1289 | 32 | 1321 |
| SERVICES | 164 | 4 | 168 |
| CASH | 163 | - | 163 |
| VARIOUS DONATIONS | 129 | 12 | 141 |
| OTHERS | 37 | - | 37 |
| VACCINES | 7 | 4 | 11 |
| RENTALS | 3 | - | 3 |
| TOTAL | 11859 | 609 | 12468 |

Prepared by:

(SGD) JOEL G. EUGENIO
Duty Staff

Reviewed by

(SGD) JOSE ANGELO A MANGAOANG
Officer-on-duty

Approved by:

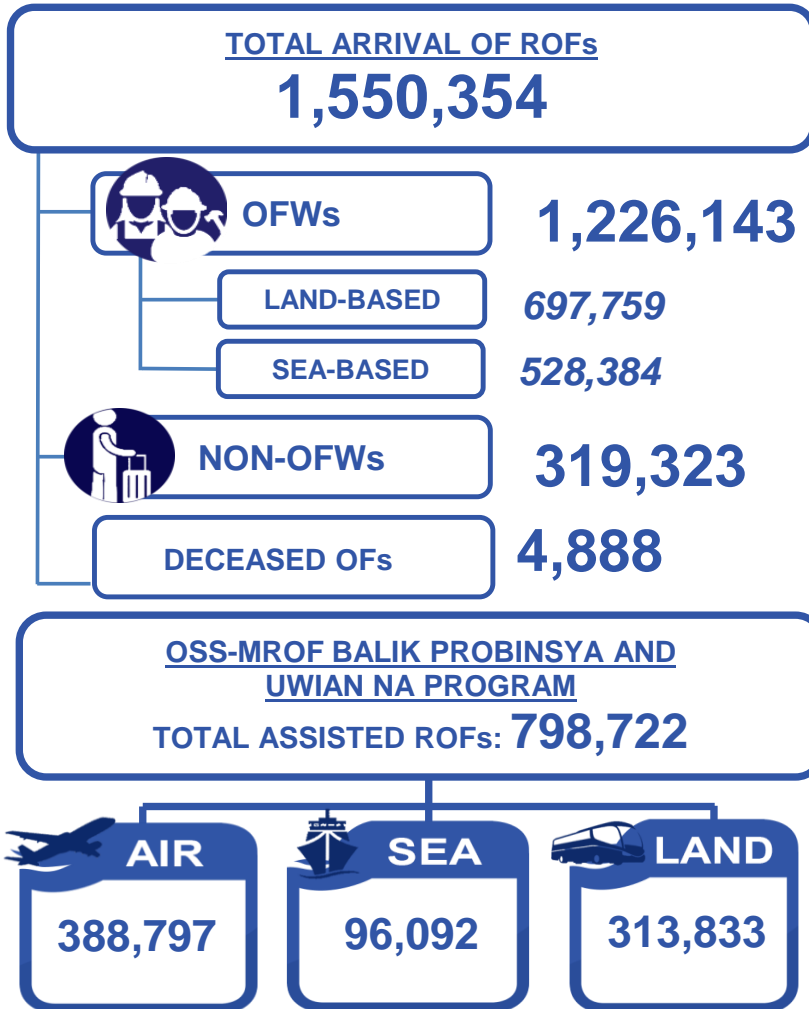
(SGD) DIRECTOR BERNARDO RAFAELITO R ALEJANDRO IV, CESO IV, MNSA
Head, Task Group Resource Management and Logistics



Task Group on Management of Returning Overseas Filipinos

Summary Report

10 October 2021



OWWA COVID-19 RELATED ASSISTANCE TO OFWs

RETURNED TO HOME REGIONS : 709,069

OFW KALINGA : 734,364


TOTAL NO. OF RETURNING FILIPINOS FROM SABAH
 (As of 22 May 2021)

3,289

TOTAL of ROFs TESTED on the 7TH DAY SWABBING OPERATIONS
 (14 May - 09 October 2021)

408,516

HEALTH STATUS of ROFs





Republic of the Philippines
 INTER-AGENCY TASK FORCE
 FOR THE MANAGEMENT OF EMERGING INFECTIOUS DISEASE
 NATIONAL TASK FORCE AGAINST COVID-19



Task Group on Management of Returning Overseas Filipinos

TG-MROF Daily Operational Report as of 10 October 2021

ARRIVALS

| ROFs | TOTAL ARRIVAL ON AIRPORT: 1,480,759 | | | | | | | | | | | | | GRAND TOTAL ARRIVAL OF ROFs | |
|-----------------|---|----------------|---|----------------|--|----------------|----------------------------------|----------------|-----------------------------------|----------------|-----------------------------|-----------------------------|--------------------------|-----------------------------|------------------|
| | NINYO AQUINO INTERNATIONAL AIRPORT | | | | | | CLARK INTERNATIONAL AIRPORT | | MACTAN-CEBU INTERNATIONAL AIRPORT | | LAOAG AIRPORT | DAVAO AIRPORT | SUBIC AIRPORT | | |
| | Terminal 1 (23 April 2020 - 09 October 2021) | | Terminal 2 (23 April 2020 - 09 October 2021) | | Terminal 3 (08 July 2020 - 09 October 2021) | | (05 June 2020 - 09 October 2021) | | (28 June 2020 - 09 October 2021) | | (18 June - 09 October 2021) | (27 June - 09 October 2021) | (18 June - 09 Oct. 2021) | | |
| | Now | Cumulative | Now | Cumulative | Now | Cumulative | Now | Cumulative | Now | Cumulative | Cumulative | Cumulative | Cumulative | | |
| SUBTOTAL | 1,237 | 367,891 | 560 | 476,114 | 773 | 341,785 | 257 | 158,305 | 811 | 124,438 | 266 | 3,945 | 8,015 | 3,638 | 1,550,354 |
| OFWs | 1,075 | 310,864 | 235 | 332,631 | 514 | 263,695 | 241 | 144,576 | 609 | 98,073 | 251 | 3,490 | 7,856 | 2,674 | 1,226,143 |
| Land-based | 908 | 221,522 | 30 | 213,481 | 137 | 143,653 | 88 | 72,420 | 257 | 35,931 | 241 | 3,112 | 7,399 | 1,420 | 697,759 |
| Sea-based | 167 | 89,342 | 205 | 119,150 | 377 | 120,042 | 153 | 72,156 | 352 | 62,142 | 10 | 378 | 457 | 1,254 | 528,384 |
| NON-OFWs | 162 | 57,027 | 325 | 143,483 | 259 | 78,090 | 16 | 13,729 | 202 | 26,365 | 15 | 455 | 159 | 964 | 319,323 |
| Deceased OFs | 5 | 4,888 | | | | | | | | | | | | 5 | 4,888 |

| ROFs | TOTAL ARRIVAL ON SEAPORT: 64,707 | | | | | | | | | | | | | |
|-------------|----------------------------------|---------------|---------------|------------|------------|--------------|--------------|--------------|----------------------|--------------|--------------|------------|-----------|------------|
| | MANILA | | CEBU | | SUBIC | | BATAAN | | TAWI-TAWI/ ZAMBOANGA | | DAVAO | | BATANGAS | |
| | Now | Cumulative | Now | Cumulative | Now | Cumulative | Now | Cumulative | Now | Cumulative | Now | Cumulative | Now | Cumulative |
| | SUBTOTAL | 0 | 58,322 | 0 | 622 | 0 | 1,020 | 0 | 1,085 | 0 | 3,289 | 0 | 52 | 0 |
| OFWs | 0 | 58,322 | 0 | 622 | 0 | 1,020 | 0 | 1,085 | 0 | 3,289 | 0 | 52 | 0 | 317 |
| Sea-based | 0 | 58,322 | 0 | 622 | 0 | 1,020 | 0 | 1,085 | 0 | 3,289 | 0 | 52 | 0 | 317 |

Sources: 1) OSS Report dated 09 October 2021, 2) BOQ Report No. 508 dated 10 October 2021, 3) BOQ Human Remains Report No. 451 dated 10 October 2021, and 4) OCD BARM Report dated 22 May 2021.

TESTING (09 May 2020 - 31 January 2021)

| ROFs | AIRPORTS | | | | | | GRAND TOTAL OF TESTED ROFs |
|-----------------------------|----------------|----------------|----------------|-----------------------------|-----------------------------------|----------------|----------------------------|
| | NAIA | | | CLARK INTERNATIONAL AIRPORT | MACTAN-CEBU INTERNATIONAL AIRPORT | | |
| | Terminal 1 | Terminal 2 | Terminal 3 | Cumulative | Cumulative | Cumulative | |
| | Cumulative | Cumulative | Cumulative | Cumulative | Cumulative | Cumulative | |
| SUBTOTAL | 193,297 | 270,090 | 186,044 | 67,026 | 42,925 | 810,139 | |
| RT-PCR (Viral Test) | | | | | | | |
| Conducted by PCG | 170,310 | 210,044 | 161,860 | 67,026 | 42,925 | 702,922 | |
| Arranged by LMA | 2,256 | 2,011 | 0 | 0 | 0 | 4,267 | |
| Arranged by MARIKINA LGU | 20 | 27 | 44 | 0 | 0 | 91 | |
| Arranged by PAMPANGA LGU | 907 | 1,747 | 592 | 0 | 0 | 3,246 | |
| Conducted by PAGSS/PADL | 19,804 | 0 | 23,548 | 0 | 0 | 43,352 | |
| Conducted by PAL/DETOXICARE | 0 | 56,261 | 0 | 0 | 0 | 56,261 | |

| ROFs | SEAPORTS | | | | | |
|----------------------------|-----------------|---------------|------------|------------|----------------------|--------------|
| | MANILA | CEBU | SUBIC | BATAAN | TAWI-TAWI/ ZAMBOANGA | DAVAO |
| | Cumulative | Cumulative | Cumulative | Cumulative | Cumulative | Cumulative |
| | SUBTOTAL | 47,509 | 119 | 438 | 697 | 1,986 |
| RT-PCR (Viral Test) | | | | | | |
| Conducted by PCG | 47,509 | 119 | 438 | 697 | 1,986 | 8 |

Sources: 1) OSS Report dated 31 January 2021, and 2) BOQ Report No. 258 dated 02 February 2021.

6TH DAY SWABBING OPERATIONS

| Agency | GRAND TOTAL OF TESTED ROFs |
|----------------------------|----------------------------|
| | Cumulative |
| SUBTOTAL | 233,767 |
| RT-PCR (Viral Test) | |
| PCG | 154,815 |
| BOQ | 25,082 |
| DETOXICARE | 19,795 |
| PADL | 22,727 |
| PRIMERCARE | 11,348 |

Sources: 1) OSS Report dated 15 May 2021. (Note: Figures from previous reports may differ due to data verification process.)

7TH DAY SWABBING OPERATIONS (May 14 - October 9, 2021)

| Agency | AIRPORTS | | | | | | GRAND TOTAL OF TESTED ROFs |
|----------------------------|-----------------|----------------|---------------|---------------|------------|--------------|----------------------------|
| | NAIA | CLARK | CEBU | LAOAG | DAVAO | SUBIC | |
| | Cumulative | Cumulative | Cumulative | Cumulative | Cumulative | Cumulative | |
| | SUBTOTAL | 308,369 | 41,727 | 44,946 | 266 | 3,595 | |
| RT-PCR (Viral Test) | | | | | | | |
| PCG/GOV'T LABS | 235,618 | 0 | 0 | 0 | 0 | 0 | 236,289 |
| BOQ CLARK | 0 | 37,827 | 0 | 0 | 0 | 0 | 38,254 |
| DETOXICARE | 36,528 | 0 | 0 | 0 | 0 | 0 | 36,528 |
| PADL | 36,223 | 3,900 | 0 | 0 | 0 | 0 | 40,847 |
| DOH-RESU 7 | 0 | 0 | 44,946 | 0 | 0 | 0 | 45,340 |
| M. MARIANO MEM HOSPITAL | 0 | 0 | 0 | 266 | 0 | 0 | 266 |
| SOUTHERN PHIL MED CTR | 0 | 0 | 0 | 0 | 3,595 | 0 | 3,595 |
| BOQ SUBIC | 0 | 0 | 0 | 0 | 0 | 7,397 | 7,397 |

Sources: 1) OSS Report dated 09 October 2021. (Note: Figures from previous reports may differ due to data verification process.)



Republic of the Philippines
 INTER-AGENCY TASK FORCE
 FOR THE MANAGEMENT OF EMERGING INFECTIOUS DISEASE
 NATIONAL TASK FORCE AGAINST COVID-19



Task Group on Management of Returning Overseas Filipinos

TG-MROF Daily Operational Report as of 10 October 2021

QUARANTINE

| No. of QFs | ROFs IN TREATMENT AND MONITORING FACILITIES | | | | | | | | ROFs IN ACCOMMODATION ESTABLISHMENTS (AEs) | |
|------------|---|------------|----------|------------|-----------|------------|--------|------------|--|----------|
| | Confirmed Positive | | Admitted | | Recovered | | Deaths | | No. of AEs | Non-OFWs |
| | Now | Cumulative | Now | Cumulative | Now | Cumulative | Now | Cumulative | | |
| 16 | 29 | 23,521 | 0 | 258 | 31 | 23,239 | 0 | 24 | 0 | 0 |

Source: 1) BOQ Report No. 508 dated 10 October 2021. (Note: Figures from previous reports may differ due to data verification process.)

OSS-MROF BALIK PROBINSYA & UWIAN NA PROGRAM (May 25, 2020 - October 9, 2021)

| ROFs ASSISTED THRU THEIR DESTINATION | MODE OF TRANSPORTATION | | | GRAND TOTAL |
|--------------------------------------|------------------------|-------------|-----------------|-------------|
| | Air (NAIA T2) | Land (PITX) | Sea (N. Harbor) | |
| | Cumulative | Cumulative | Cumulative | |
| | 388,797 | 313,833 | 96,092 | 798,722 |

Source: 1) OSS Report as of 09 October 2021, 2) PITX Report (Uwian Na Program) dated 10 October 2021, and 3) DOTR (Hatid Tulong Program) Report dated 14 May 2021. *Data starting from June 2 includes LSI and APOR. (Note: Figures from previous reports may differ due to data verification process.)

OWWA COVID-19 RELATED ASSISTANCE TO OFWs (March 2020 - September 15, 2021)

| | |
|--------------------------|---------|
| Returned to Home Regions | 709,290 |
| OFW Kalinga | 734,364 |

Source: 1) OWWA Monitoring Report dated 26 September 2021.

REMAINS OF DECEASED OFs

| COUNTRY | COUNTRY OF ORIGIN | | CAUSE OF DEATH | |
|----------------------|-------------------|--------------|----------------|--------------|
| | NOW | CUMULATIVE | | CUMULATIVE |
| TOTAL | 5 | 4,888 | | 4,888 |
| Saudi Arabia | 0 | 798 | COVID-19 | 629 |
| USA | 0 | 287 | NON COVID-19 | 4,259 |
| United Arab Emirates | 0 | 149 | | |
| Qatar | 0 | 67 | | |
| Kuwait | 0 | 51 | | |
| Others | 5 | 3,536 | | |

Source: 1) BOQ Human Remains Report No. 451 dated 10 October 2021. (Note: Figures from previous reports may differ due to data verification process.)

RETURNING FILIPINOS FROM SABAH

| TOTAL NO. OF RETURNING FILIPINOS FROM SABAH: | | 3,289 |
|--|----------------------|---|
| First Batch | July 5, 2020 | 395 |
| Second Batch | July 29, 2020 | 394 |
| Third Batch | August 13, 2020 | 400 |
| Fourth Batch | August 28, 2020 | 379 |
| Fifth Batch | September 24, 2020 | 400 |
| Sixth Batch | November 12, 2020 | 151 |
| Seventh Batch | December 13-20, 2020 | Failed deportation due to force majeure |
| Eighth Batch | March 7, 2021 | 316 |
| Ninth Batch | April 17, 2021 | 358 |
| Tenth Batch | May 22, 2021 | 496 |

As of June 21, 2021, 4,683 remaining Filipinos are still in Sabah for transfer.

Source: 1) OCD BARMM Report dated 22 May 2021. (Note: Figures from previous reports may differ due to data verification process.)

COUNTRIES TRAVEL CLASSIFICATION

| GREEN LIST | | | | YELLOW LIST | RED LIST |
|-----------------------------|--------------------------------|--------------------------|----------------|---|----------|
| American Samoa | Syria | Eritrea | Saba | All other countries/territories/jurisdictions not otherwise listed. | Bermuda |
| Cayman Islands | Tokelau | Nauru | Sint Eustatius | | |
| Comoros | Tuvalu | North Korea | Bhutan | | |
| Falkland Islands (Malvinas) | Yemen | Solomon Islands | Kiribati | | |
| Mali | Burkina Faso | Tajikistan | Nicaragua | | |
| New Zealand | Chad | Tonga | Saint Helena | | |
| Palau | Republic of Congo | Uzbekistan | Sudan | | |
| Saint Pierre and Miquelon | Hungary | Cameroon | Tanzania | | |
| Taiwan | Federated States of Micronesia | China (Mainland) | Turkmenistan | | |
| Cook Islands | Niger | Djibouti | | | |
| Marshall Islands | Poland | Madagascar | | | |
| Niue | Sierra Leone | Montserrat | | | |
| Samoa | Algeria | Northern Mariana Islands | | | |

Classification of "Green," "Yellow," and "Red" shall be effective from 01 October 2021 until 15 October 2021.

Source: 1) IATF Resolution 141-B.s. 2021 dated 30 September 2021.

| | | |
|--|--|--|
| Prepared by: | Reviewed by: | Approved by: |
| (SGD) ARIANNE JEWEL G PEROLA Duty Staff | (SGD) MARVIN T MANZANO Officer, TG MROF Coordination Center | (SGD) DIR. BERNARDO RAFAELITO R ALEJANDRO IV, CESO IV, MNSA Head, TG MROF Coordination Center |

Republic of the Philippines
Inter-Agency Task Force
FOR THE MANAGEMENT OF EMERGENCY INFECTIOUS DISEASE
NATIONAL TASK FORCE COVID-19
Task Group on Management of Returning Overseas Filipinos

NARRATIVE REPORT
10 October 2021

ACTIONS TAKEN: Management of Returning Overseas Filipinos (MROF)

The Task Group on Management of Returning Overseas Filipinos (TG-MROF) was created by the National Incident Command-National Task Force COVID 19 to solely cater to the medical and social needs of Returning Overseas Filipinos (ROFs). The TG-MROF in coordination with various government agencies, private entities, and other task groups created to respond with the prevailing crisis, regional task units, and local government agencies that are task to facilitate the safe return of the ROFs back to their home provinces.

Members: DND, DOTr, DOLE, DILG, DFA, DOT, DSWD, DOH, OCD, OWWA, BOQ, CAAP, MARINA, PCG, PNP and AFP

ARRIVALS: As of 09 October 2021, a total of **1,550,354 Returning Overseas Filipinos (ROFs)** arrived at the NAIA Terminals 1, 2, and 3, Clark International Airport, Mactan-Cebu International Airport, Laoag International Airport, South Harbor, Subic, Bataan, Zamboanga, and Batangas Port. Of which, a total of **1,226,143** are **OFWs** (**697,759** are **land-based** and **528,384** are **sea-based**) and **319,323** are **non-OFWs**.

A total of **4,888 deceased ROFs** had arrived in the country from 07 July 2020 – 10 October 2021. Of which, **629** died due to COVID-19.

TESTING: From May 9, 2020 to 31 January 2021, a total of **810,134** ROFs were tested thru RT-PCR.

6TH DAY OF SWABBING OPERATIONS: From 01 February to 13 May 2021, a total of **233,767** Returning Overseas Filipinos (ROFs) were tested thru RT-PCR, on the 6th day of their quarantine period.

7TH DAY OF SWABBING OPERATIONS: As of 09 October, a total of **408,516 Returning Overseas Filipinos (ROFs)** were tested thru RT-PCR on the 7th day of their quarantine period. Of which, **236,289** were tested by PCG, **38,254** were tested by BOQ Clark, **36,528** were tested by Detoxicare, **40,847** were tested by PADL, **45,340** were tested by DOH-RESU 7, **266** were tested by M. Mariano Memorial Hospital, **3,595** were tested by Southern Philippine Medical Center, and **7,397** were tested by BOQ Subic.

QUARANTINE: As of 10 October 2021, a total of **23,521** ROFs were confirmed positive with COVID-19. Of which, **258** are admitted at **16** quarantine facilities, **23,239** were able to recover and **24** died.

OSS-MROF BALIK PROBINSYA AND UWIAN NA PROGRAM: As of 09 October 2021, a total of **798,722** ROFs were assisted back to their home provinces. Of which, **313,833** were assisted by land, **388,797** by air, and **96,092** by sea.

OWWA COVID-19 RELATED ASSISTANCE TO OFWs: From March 2020 to 26 September, 2021, a total of **709,290** OFWs were assisted by OWWA on their “Returned to Home Regions” program and **734,364** OFWs are also assisted through “OFW Kalinga” program.

RETURNING FILIPINOS (REFs) from SABAH: As of 22 May 2021, a total of **3,289** REFs from Sabah had arrived in the country. While as of 21 June 2021, a total of **4,683** remaining Filipinos are still in Sabah for transfer.

TRAVEL BANNED COUNTRIES: As of 30 September 2021, the IATF approved the imposition of travel restriction on Bermuda by placing it under the Red List while 48 countries was listed under Green List effective from October 1, 2021 until October 15, 2021.

Prepared by:

(SGD) ARIANNE JEWEL G. PEROLA
Duty Staff

Reviewed by:

(SGD) MR MARVIN T. MANZANO
Officer, TG MROF Coordination Center

Approved by:

(SGD) DIR. BERNARDO RAFAELITO R. ALEJANDRO IV, CESO IV, MNSA
Head, TG MROF Coordination Center