



REPUBLIC OF THE PHILIPPINES
NATIONAL DISASTER RISK REDUCTION AND MANAGEMENT COUNCIL

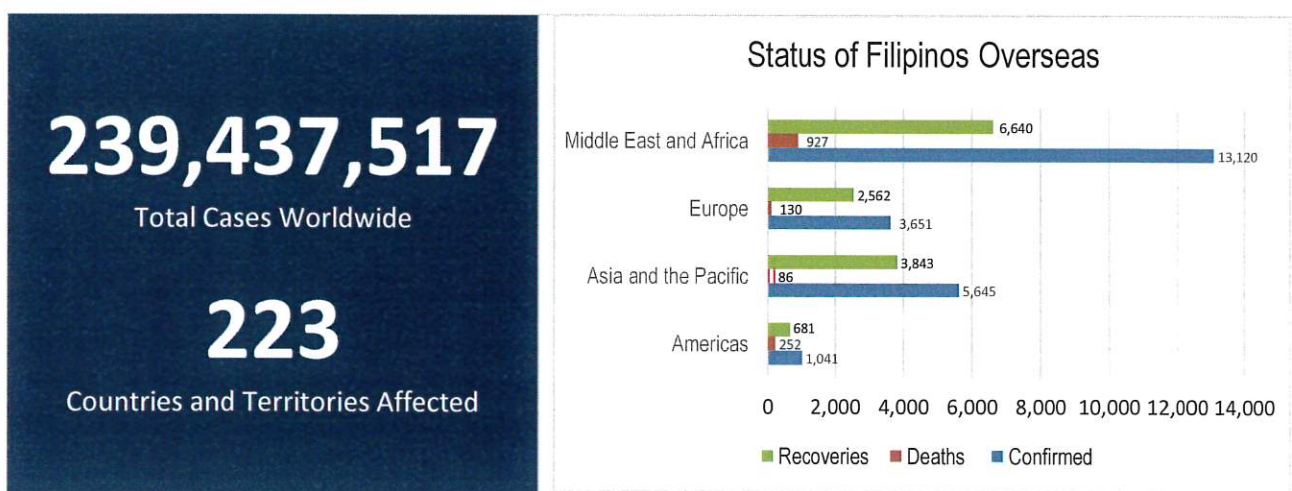
National Disaster Risk Reduction and Management Center, Camp Aguinaldo, Quezon City, Philippines

NATIONAL TASK FORCE
CORONAVIRUS DISEASE-2019
SITUATIONAL REPORT NO. 564

Issued on 1200H, 17 October 2021

Report Coverage: 16 October 2021

GLOBAL SITUATION

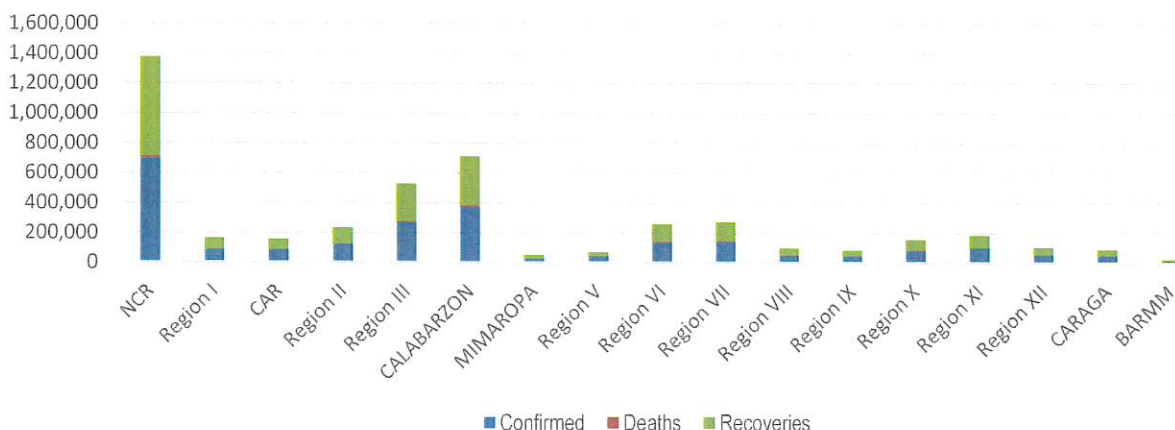


Source: WHO Global Data as of 15 October 2021

PHILIPPINE SITUATION

	TOTAL	NEW	REMARKS
TOTAL CASES	2,720,368	+6,913	
ACTIVE CASES	81,641		3.0% Positivity Rate
DEATHS	40,675	+95	1.50% Case Fatality Rate
RECOVERIES	2,598,052	+10,237	95.5% Case Recovery Rate

Summary of Cases per Region

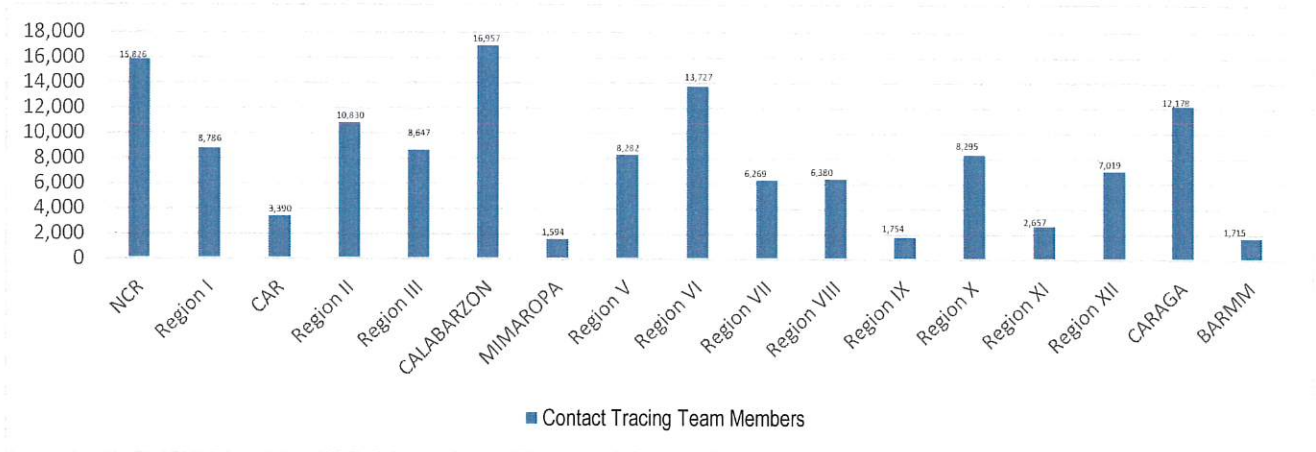


P-D-I-T-R STRATEGY

With reference to the National Action Plan (NAP) for COVID-19, the National Task Force is intensifying efforts to PREVENT the spread of the COVID-19, TEST individuals, and communities, ISOLATE those that are identified to be confirmed cases, TREAT and provide with appropriate health care, and REINTEGRATE them back to the community.

DETECT

DETECT entails active screening of those presenting with signs and symptoms of COVID-19 in the community as well as other disease surveillance activities. For this purpose, contact tracing teams have been organized and provided with appropriate training. Summary is as follows:



The overall results of contact tracing are summarized as follows:

<h1>1:7</h1> <p>Case: Close Contacts Ratio</p>	<h1>90%</h1> <p>Close Contacts Listed, Traced, and Assessed within 24 hours</p>
--	---

Source: DILG data as of 14 October 2021

Also, part of DETECT strategy is the enhancement of the COVID-19 testing capacities of the country. For this purpose, testing laboratories are setup and provided with appropriate licensing. The summary is as follows:

<h1>284</h1> <p>Licensed RT-PCR and GeneXpert Laboratories</p>	<h1>39</h1> <p>Laboratories with Ongoing Licensing Applications</p>
--	---

The overall testing results is summarized as follows:

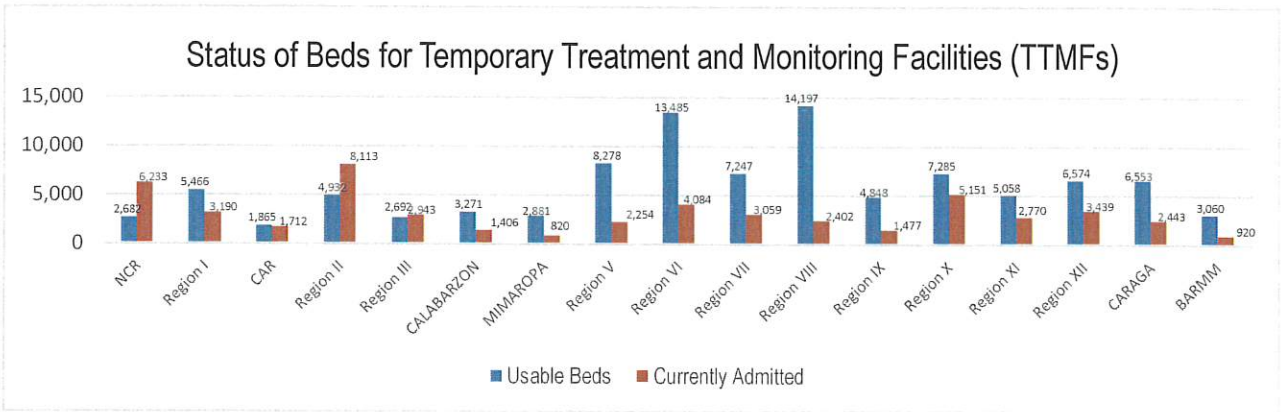
	TOTAL	NEW
TESTS CONDUCTED	22,133,707	-
UNIQUE INDIVIDUALS TESTED	20,799,274	-
POSITIVITY RATE	13.76	
BACKLOGS	266	

To aid in the testing efforts, Mega Swabbing Sites have been established. The outputs of the Mega Swabbing Sites are as follows:

	TOTAL	NEW
ACT MOBILE TEAM	417,611	-
MOA ARENA	395,247	-
NINOY AQUINO STADIUM	422,560	-
PHILIPPINE SPORTS ARENA	593,582	-

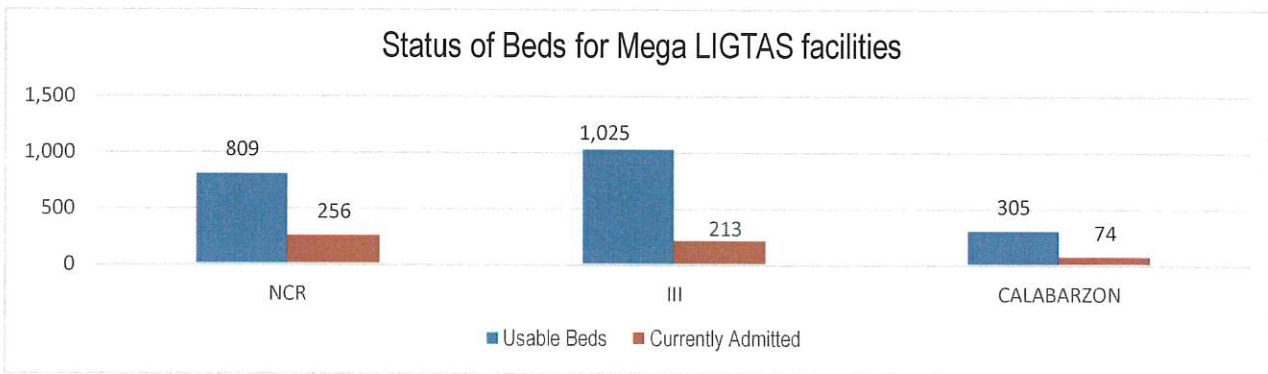
ISOLATE

Isolate involves implementation of measures to separate those identified as exposed and confirmed cases and provide medical interventions to further prevent the spread of the disease. This strategy involves setting up of Temporary Treatment and Monitoring Facilities (TTMFs). The summary of TTMFs established is as follows:



Source: DOH as of 07 September 2021

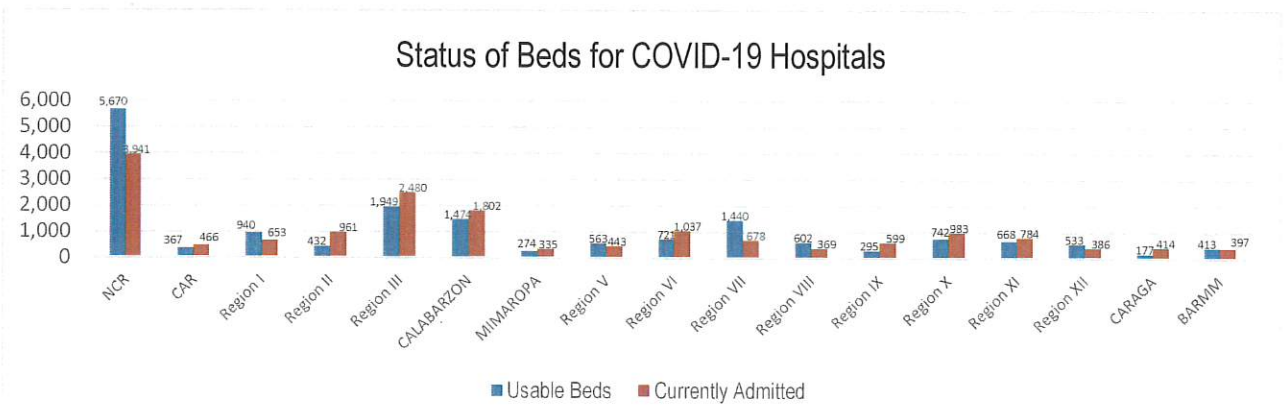
Aside from the TTMFs, Mega LIGTAS facilities have also been established. The summary of occupancies for the Mega LIGTAS facilities is as follows:



Source: DOH as of 15 October 2021

TREAT

For the TREAT strategy, One Hospital Command has been established to facilitate a centralized referral system. Further, wards, isolation, and intensive care units are in operation to provide treatment services for COVID-19 positives. The occupancy rate for all beds dedicated to COVID-19 (Ward, Isolation, Intensive Care) among reporting hospitals is summarized as follows.



Source: DOH as of 07 September 2021

DONATIONS MONITORING

In terms of resources, the following is the summary of total domestic and international donations received by the Philippine government, particularly various medical supplies, monitored by OCD in compliance with the Administrative Order No. 27, s. 2020, signed by the President of the Philippines on 31 March 2020.




MANAGEMENT OF RETURNING OVERSEAS FILIPINOS

Returning Overseas Filipinos are provided with assistance by facilitating their arrival from different points of origin abroad until their return to their respective homes, and attend to their medical and social needs, in order to give them comfort, ensure their safety, and prevent the spread of COVID-19. The following is the summary of ROFs



For the Chairperson, NDRRMC:


UNDERSECRETARY RICARDO B JALAD
Executive Director, NDRRMC and
Administrator, OCD

REFERENCES: Reports from
World Health Organization
Office of Civil Defense
Department of Health
Department of the Interior and Local Government
Department of Foreign Affairs

ANNEXES:
Breakdown of Returning Overseas Filipinos
Breakdown of Resource Management and Logistics

NOTE:
Other reports are available upon request



Republic of the Philippines
 INTER-AGENCY TASK FORCE
 FOR THE MANAGEMENT OF EMERGING INFECTIOUS DISEASE
 NATIONAL TASK FORCE - COVID-19
TASK GROUP RESOURCE MANAGEMENT AND LOGISTICS



Situation Report
 As of 16 October 2021

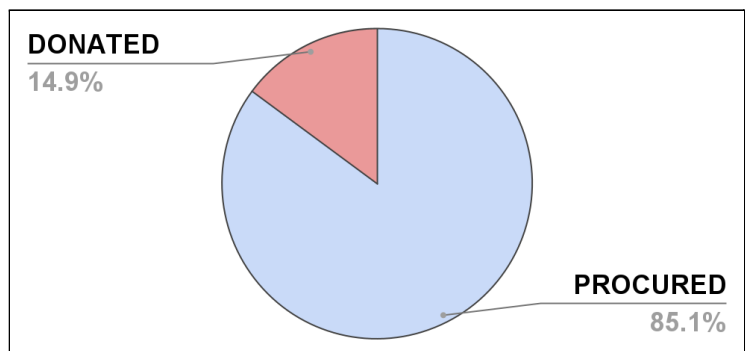
I. DOH-OCD DISTRIBUTION OF SUPPLIES

PARTICULARS	DISPATCHED (PROCURED)	DISPATCHED (DONATED)	DISPATCHED (TOTAL)
Protective Gown	5,509,879	181,635	5,691,514
Protective Suit (Clothing)	5,969,794	213,305	6,183,099
Masks (Surgical)	23,319,579	8,417,576	31,737,155
Head Cover	5,952,274	35,250	5,987,524
Shoe Cover	6,321,149	82,620	6,403,769
Gloves (Surgical)	14,307,812	1,175,900	15,483,712
Goggles	1,050,811	284,498	1,335,309
Masks (N95)	6,224,329	432,025	6,656,354
Masks (KN95)	2,986,742	793,648	3,780,390
Face Shield	4,797,169	439,507	5,236,676
Non-Invasive Ventilator	0	30	30
Alcohol (500ml)	12,608	46,832	59,440

Most distributed medical supply (Procured)	Surgical Mask (23,319,579) pieces
Most distributed medical supply (Donated)	Surgical Mask (8,417,576) pieces
Average Dispatch Percentage (Combined)	96.58%

II. SUMMARY OF PROCURED AND DONATED ITEMS

Total Items Dispatched	114,444,671 individual pieces
Total Procured Items Dispatched	97,430,314 individual pieces
Total Donated Items Dispatched	17,014,357 individual pieces



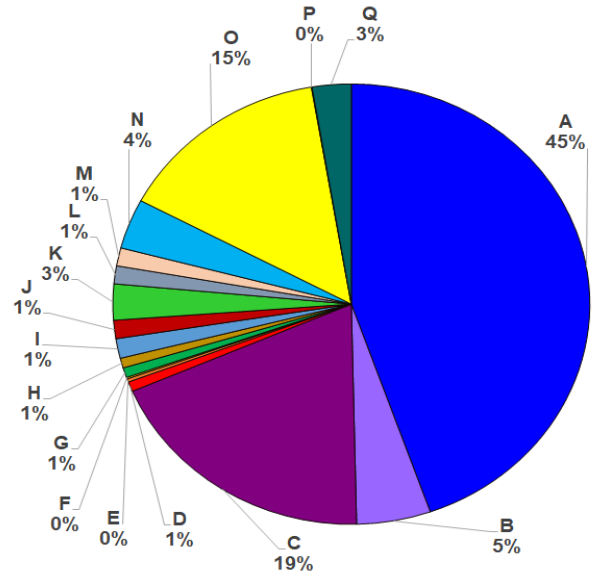
III. STATUS OF PROCURED COVID-19 ANTIGEN KITS

BATCH	TOTAL PROCURED	TOTAL DISPATCHED	BALANCE
BATCH 1 (ABBOTT)	500,000	493,325	6,675
		98.67%	1.34%
BATCH 2 (SD BIOSENSOR)	50,000	29,275	20,725
		58.55%	41.45%

IV. DONATIONS MONITORING (as of 20 April 2021)

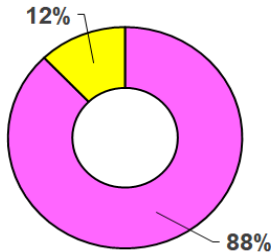
A. Financial Donations Received by OCD

A	AFP	P 16,901,934.27
B	ANONYMOUS	P 1,903,100.00
C	BJMP	P 7,151,337.94
D	DBM	P 273,170.00
E	DENR	P 88,500.00
F	DILG	P 45,000.00
G	DOE	P 273,165.10
H	DOJ	P 273,165.00
I	MALACAÑANG	P 546,330.20
J	MMDA	P 510,000.00
K	NICA	P 1,000,000.00
L	NSC	P 500,000.00
M	OCD	P 499,700.00
N	PHILIPPINE MARINE	P 1,390,350.00
O	PHILIPPINE NAVY	P 5,506,950.00
P	PRIVATE DONATIONS	P 15,000.00
Q	TRANSGLOBAL CONSOLIDATIONS	P 1,000,000.00



DOMESTIC CASH DONATIONS RECEIVED BY OCD
PHP 37,877,702.51

B. Summary of Utilization for Cash Donations (as of 20 April 2021)



Total Cash Donations Received by OCD	Php 37,877,702.51
Cash Donations Utilized	Php 33,279,155.13
Funds Available	Php 4,583,547.38

C. Donations Summary

	DOMESTIC DONATION	INTERNATIONAL DONATION	GRAND TOTAL
MEDICAL SUPPLIES AND EQUIPMENT	8434	556	8990
WATER AND FOOD ITEMS	1960	4	1964
NON-FOOD ITEMS	1356	32	1388
SERVICES	164	6	170
CASH	163	-	163
VARIOUS DONATIONS	131	24	155
OTHERS	37	-	37
VACCINES	7	5	12
RENTALS	3	-	3
Total	12255	627	12882

Prepared by:

(SGD) GERRY JONES M BASILIO
Duty Staff

Reviewed by

(SGD) JOSE ANGELO A MANGAOANG
Officer-on-duty

Approved by:

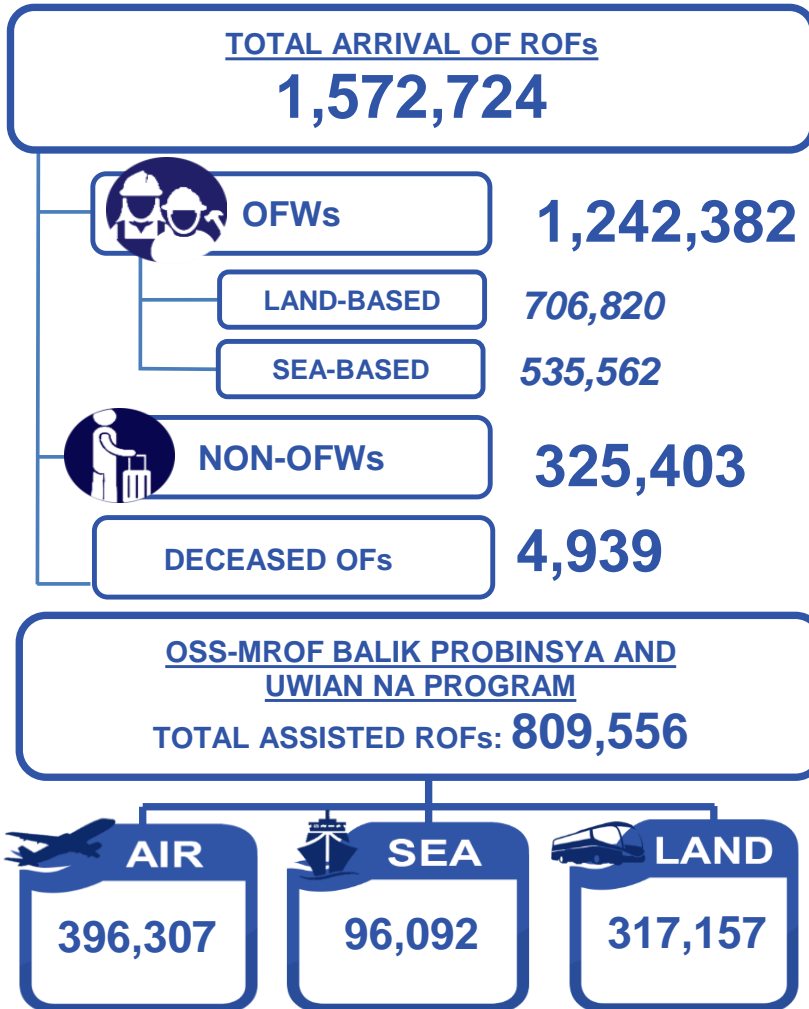
(SGD) DIRECTOR BERNARDO RAFAELITO R ALEJANDRO IV, CESO IV, MNSA
Head, Task Group Resource Management and Logistics



Task Group on Management of Returning Overseas Filipinos

Summary Report

16 October 2021



OWWA COVID-19 RELATED ASSISTANCE TO OFWs

RETURNED TO HOME REGIONS : 728,059

OFW KALINGA : 754,268

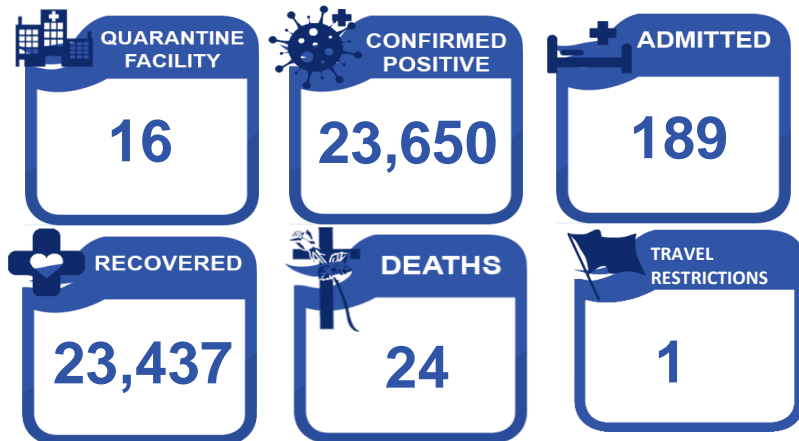
TOTAL NO. OF RETURNING FILIPINOS FROM SABAH
 (As of 22 May 2021)

3,289

TOTAL of ROFs TESTED on the 7TH DAY SWABBING OPERATIONS
 (14 May - 15 October 2021)

419,161

HEALTH STATUS of ROFs





Republic of the Philippines
 INTER-AGENCY TASK FORCE
 FOR THE MANAGEMENT OF EMERGING INFECTIOUS DISEASE
 NATIONAL TASK FORCE AGAINST COVID-19



Task Group on Management of Returning Overseas Filipinos

TG-MROF Daily Operational Report as of 16 October 2021

ARRIVALS

ROFs	TOTAL ARRIVAL ON AIRPORT: 1,502,994													GRAND TOTAL ARRIVAL OF ROFs		
	NINYO AQUINO INTERNATIONAL AIRPORT						CLARK INTERNATIONAL AIRPORT		MACTAN-CEBU INTERNATIONAL AIRPORT		LAOAG AIRPORT	DAVAO AIRPORT	SUBIC AIRPORT			
	Terminal 1		Terminal 2		Terminal 3		Now	Cumulative	Now	Cumulative	Now	Cumulative	Now			Cumulative
	(23 April 2020 - 15 October 2021)		(23 April 2020 - 15 October 2021)		(08 July 2020 - 15 October 2021)											
SUBTOTAL	1,123	374,227	1,249	481,377	564	346,528	369	160,721	467	127,553	266	3,945	8,377	3,801	1,572,724	
OFWs	912	316,240	495	335,271	370	266,797	301	146,651	396	100,676	251	3,490	8,215	2,503	1,242,382	
Land-based	701	225,753	83	213,886	162	145,304	193	73,901	139	36,865	241	3,112	7,758	1,278	706,820	
Sea-based	211	90,487	412	121,385	208	121,493	108	72,750	257	63,811	10	378	457	1,225	535,562	
NON-OFWs	211	57,987	754	146,106	194	79,731	68	14,070	71	26,877	15	455	162	1,298	325,403	
Deceased OFs	4	4,939												4	4,939	

ROFs	TOTAL ARRIVAL ON SEAPORT: 64,791													
	MANILA		CEBU		SUBIC		BATAAN		TAWI-TAWI/ZAMBOANGA		DAVAO		BATANGAS	
	Now	Cumulative	Now	Cumulative	Now	Cumulative	Now	Cumulative	Now	Cumulative	Now	Cumulative	Now	Cumulative
	SUBTOTAL	29	58,406	0	622	0	1,020	0	1,085	0	3,289	0	52	0
OFWs	29	58,406	0	622	0	1,020	0	1,085	0	3,289	0	52	0	317
Sea-based	29	58,406	0	622	0	1,020	0	1,085	0	3,289	0	52	0	317

Sources: 1) OSS Report dated 15 October 2021, 2) BOQ Report No. 514 dated 16 October 2021, 3) BOQ Human Remains Report No. 457 dated 16 October 2021, and 4) OCD BARM Report dated 22 May 2021.

TESTING (09 May 2020 - 31 January 2021)

ROFs	AIRPORTS						GRAND TOTAL OF TESTED ROFs
	NAIA			CLARK INTERNATIONAL AIRPORT	MACTAN-CEBU INTERNATIONAL AIRPORT	Cumulative	
	Terminal 1	Terminal 2	Terminal 3				
	Cumulative	Cumulative	Cumulative	Cumulative	Cumulative	Cumulative	
SUBTOTAL	193,297	270,090	186,044	67,026	42,925	810,139	
RT-PCR (Viral Test)							
Conducted by PCG	170,310	210,044	161,860	67,026	42,925	702,922	
Arranged by LMA	2,256	2,011	0	0	0	4,267	
Arranged by MARIKINA LGU	20	27	44	0	0	91	
Arranged by PAMPANGA LGU	907	1,747	592	0	0	3,246	
Conducted by PAGSS/PADL	19,804	0	23,548	0	0	43,352	
Conducted by PAL/DETOXICARE	0	56,261	0	0	0	56,261	
ROFs	SEAPORTS						
	MANILA	CEBU	SUBIC	BATAAN	TAWI-TAWI/ZAMBOANGA	DAVAO	
	Cumulative	Cumulative	Cumulative	Cumulative	Cumulative	Cumulative	
	SUBTOTAL	47,509	119	438	697	1,986	8
RT-PCR (Viral Test)							
Conducted by PCG	47,509	119	438	697	1,986	8	

Sources: 1) OSS Report dated 31 January 2021, and 2) BOQ Report No. 258 dated 02 February 2021.

6TH DAY SWABBING OPERATIONS

Agency	GRAND TOTAL OF TESTED ROFs
	Cumulative
SUBTOTAL	233,767
RT-PCR (Viral Test)	
PCG	154,815
BOQ	25,082
DETOXICARE	19,795
PADL	22,727
PRIMERCARE	11,348

Source: 1) OSS Report dated 15 May 2021. (Note: Figures from previous reports may differ due to data verification process.)

7TH DAY SWABBING OPERATIONS (May 14 - October 15, 2021)

Agency	AIRPORTS						GRAND TOTAL OF TESTED ROFs
	NAIA	CLARK	CEBU	LAOAG	DAVAO	SUBIC	
	Cumulative	Cumulative	Cumulative	Cumulative	Cumulative	Cumulative	
	SUBTOTAL	314,758	44,079	48,427	266	3,945	
RT-PCR (Viral Test)							
PCG/GOV/T LABS	240,736	0	0	0	0	0	240,736
BOQ CLARK	0	39,967	0	0	0	0	39,967
DETOXICARE	36,528	0	0	0	0	0	36,528
PADL	37,494	4,112	0	0	0	0	41,606
DOH-RESU 7	0	0	48,427	0	0	0	48,427
M. MARIANO MEM HOSPITAL	0	0	0	266	0	0	266
SOUTHERN PHIL MED CTR	0	0	0	0	3,945	0	3,945
BOQ SUBIC	0	0	0	0	0	7,686	7,686

Source: 1) OSS Report dated 14 October 2021. (Note: Figures from previous reports may differ due to data verification process.)



Republic of the Philippines
 INTER-AGENCY TASK FORCE
 FOR THE MANAGEMENT OF EMERGING INFECTIOUS DISEASE
 NATIONAL TASK FORCE AGAINST COVID-19



Task Group on Management of Returning Overseas Filipinos

TG-MROF Daily Operational Report as of 16 October 2021

QUARANTINE

ROFs IN TREATMENT AND MONITORING FACILITIES									ROFs IN ACCOMMODATION ESTABLISHMENTS (AEs)	
No. of QFs	Confirmed Positive		Admitted		Recovered		Deaths		No. of AEs	Non-OFWs
	Now	Cumulative	Now	Cumulative	Now	Cumulative	Now	Cumulative		
16	Now	Cumulative	Now	Cumulative	Now	Cumulative	Now	Cumulative	0	0
	18	23,650	3	189	15	23,437	0	24		

Source: 1) BOQ Report No. 514 dated 16 October 2021. (Note: Figures from previous reports may differ due to data verification process.)

OSS-MROF BALIK PROBINSYA & UWIAN NA PROGRAM (May 25, 2020 - October 15, 2021)

ROFs ASSISTED THRU THEIR DESTINATION	MODE OF TRANSPORTATION			GRAND TOTAL
	Air (NAIA T2)	Land (PITX)	Sea (N. Harbor)	
	Cumulative	Cumulative	Cumulative	
	396,307	317,157	96,092	809,556

Source: 1) OSS Report as of 15 October 2021, 2) PITX Report (Uwian Na Program) dated 14 October 2021, and 3) DOTr (Halid Tulong Program) Report dated 14 May 2021. *Data starting from June 2 includes LSI and APOR. (Note: Figures from previous reports may differ due to data verification process.)

OWWA COVID-19 RELATED ASSISTANCE TO OFWs (March 2020 - October 10, 2021)

Returned to Home Regions	728,059
OFW Kalinga	754,268

Source: 1) OWWA Monitoring Report dated 10 October 2021.

REMAINS OF DECEASED OFs

COUNTRY OF ORIGIN			CAUSE OF DEATH	
COUNTRY	NOW	CUMULATIVE		CUMULATIVE
TOTAL	4	4,939		4,939
Saudi Arabia	0	798	COVID-19	629
USA	0	287	NON COVID-19	4,310
United Arab Emirates	0	149		
Qatar	0	67		
Kuwait	0	51		
Others	4	3,587		

Source: 1) BOQ Human Remains Report No. 457 dated 16 October 2021. (Note: Figures from previous reports may differ due to data verification process.)

RETURNING FILIPINOS FROM SABAH

TOTAL NO. OF RETURNING FILIPINOS FROM SABAH:		3,289
First Batch	July 5, 2020	395
Second Batch	July 29, 2020	394
Third Batch	August 13, 2020	400
Fourth Batch	August 28, 2020	379
Fifth Batch	September 24, 2020	400
Sixth Batch	November 12, 2020	151
Seventh Batch	December 13-20, 2020	Failed deportation due to force majeure
Eighth Batch	March 7, 2021	316
Ninth Batch	April 17, 2021	358
Tenth Batch	May 22, 2021	496

As of June 21, 2021, 4,683 remaining Filipinos are still in Sabah for transfer.

Source: 1) OCD BARIM Report dated 22 May 2021. (Note: Figures from previous reports may differ due to data verification process.)

COUNTRIES TRAVEL CLASSIFICATION

GREEN LIST				YELLOW LIST	RED LIST
American Samoa	Syria	Eritrea	Saba	All other countries/territories/jurisdictions not otherwise listed.	Bermuda
Cayman Islands	Tokelau	Nauru	Sint Eustatius		
Comoros	Tuvalu	North Korea	Bhutan		
Falkland Islands (Malvinas)	Yemen	Solomon Islands	Kiribati		
Mali	Burkina Faso	Tajikistan	Nicaragua		
New Zealand	Chad	Tonga	Saint Helena		
Palau	Republic of Congo	Uzbekistan	Sudan		
Saint Pierre and Miquelon	Hungary	Cameroon	Tanzania		
Taiwan	Federated States of Micronesia	China (Mainland)	Turkmenistan		
Cook Islands	Niger	Djibouti			
Marshall Islands	Poland	Madagascar			
Niue	Sierra Leone	Montserrat			
Samoa	Algeria	Northern Mariana Islands			

Classification of "Green," "Yellow," and "Red" shall be effective from 01 October 2021 until 15 October 2021.

Source: 1) IATF Resolution 141-B.s. 2021 dated 30 September 2021.

Prepared by:	Reviewed by:	Approved by:
(SGD) SHARMAIN B. TUYAY Duty Staff	(SGD) MARVIN T MANZANO Officer, TG MROF Coordination Center	(SGD)DIR. BERNARDO RAFAELITO R ALEJANDRO IV, CESO IV, MNSA Head, TG MROF Coordination Center

Republic of the Philippines
Inter-Agency Task Force
FOR THE MANAGEMENT OF EMERGENCY INFECTIOUS DISEASE
NATIONAL TASK FORCE COVID-19
Task Group on Management of Returning Overseas Filipinos

NARRATIVE REPORT
16 October 2021

ACTIONS TAKEN: Management of Returning Overseas Filipinos (MROF)

The Task Group on Management of Returning Overseas Filipinos (TG-MROF) was created by the National Incident Command-National Task Force COVID 19 to solely cater to the medical and social needs of Returning Overseas Filipinos (ROFs). The TG-MROF in coordination with various government agencies, private entities, and other task groups created to respond with the prevailing crisis, regional task units, and local government agencies that are task to facilitate the safe return of the ROFs back to their home provinces.

Members: DND, DOTr, DOLE, DILG, DFA, DOT, DSWD, DOH, OCD, OWWA, BOQ, CAAP, MARINA, PCG, PNP and AFP

ARRIVALS: As of 15 October 2021, a total of 1,572,724 **Returning Overseas Filipinos (ROFs)** arrived at the NAIA Terminals 1, 2, and 3, Clark International Airport, Mactan-Cebu International Airport, Laoag International Airport, South Harbor, Subic, Bataan, Zamboanga, and Batangas Port. Of which, a total of 1,242,382 are **OFWs** (706,820 are **land-based** and 535,562 are **sea-based**) and 325,403 are **non-OFWs**.

A total of 4,939 **deceased ROFs** had arrived in the country from 07 July 2020 – 16 October 2021. Of which, 629 died due to COVID-19.

TESTING: From May 9, 2020 to 31 January 2021, a total of 810,134 ROFs were tested thru RT-PCR.

6TH DAY OF SWABBING OPERATIONS: From 01 February to 13 May 2021, a total of 233,767 Returning Overseas Filipinos (ROFs) were tested thru RT-PCR, on the 6th day of their quarantine period.

7TH DAY OF SWABBING OPERATIONS: As of 15 October, a total of 419,161 **Returning Overseas Filipinos (ROFs)** were tested thru RT-PCR on the 7th day of their quarantine period. Of which, 240,736 were tested by PCG, 39,967 were tested by BOQ Clark, 36,528 were tested by Detoxicare, 41,606 were tested by PADL, 48,427 were tested by DOH-RESU 7, 266 were tested by M. Mariano Memorial Hospital, 3,945 were tested by Southern Philippine Medical Center, and 7,686 were tested by BOQ Subic.

QUARANTINE: As of 15 October 2021, a total of 23,650 ROFs were confirmed positive with COVID-19. Of which, 189 are admitted at 16 quarantine facilities, 23,437 were able to recover and 24 died.

OSS-MROF BALIK PROBINSYA AND UWIAN NA PROGRAM: As of 15 October 2021, a total of 809,556 ROFs were assisted back to their home provinces. Of which, 317,157 were assisted by land, 396,307 by air, and 96,092 by sea.

OWWA COVID-19 RELATED ASSISTANCE TO OFWs: From March 2020 to 10 October, 2021, a total of 728,059 OFWs were assisted by OWWA on their “Returned to Home Regions” program and 754,268 OFWs are also assisted through “OFW Kalinga” program.

RETURNING FILIPINOS (REFs) from SABAH: As of 22 May 2021, a total of 3,289 REFs from Sabah had arrived in the country. While as of 21 June 2021, a total of 4,683 remaining Filipinos are still in Sabah for transfer.

TRAVEL BANNED COUNTRIES: As of 30 September 2021, the IATF approved the imposition of travel restriction on Bermuda by placing it under the Red List while 48 countries was listed under Green List effective from October 1, 2021 until October 15, 2021.

Prepared by:

(SGD) SHARMAIN B. TUYAY
Duty Staff

Reviewed by:

(SGD) MR MARVIN T. MANZANO
Officer, TG MROF Coordination Center

Approved by:

(SGD) DIR. BERNARDO RAFAELITO R. ALEJANDRO IV, CESO IV, MNSA
Head, TG MROF Coordination Center