

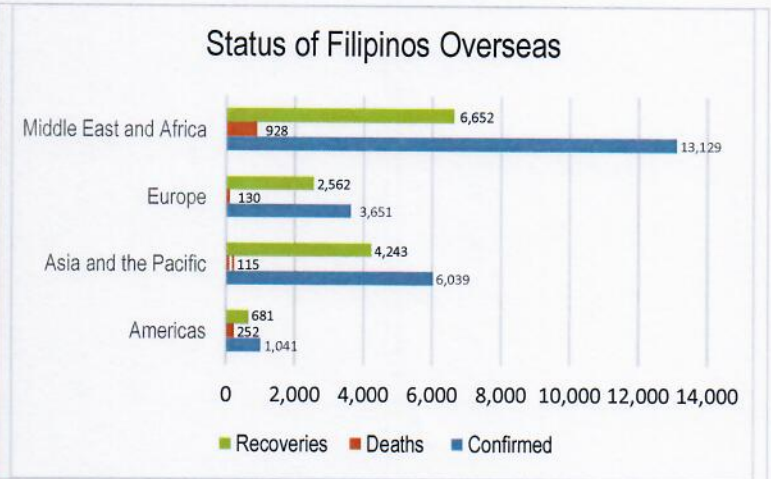
NATIONAL TASK FORCE  
**CORONAVIRUS DISEASE-2019**  
**SITUATIONAL REPORT NO. 586**

Issued on 1200H, 08 November 2021  
 Report Coverage: 07 November 2021

**GLOBAL SITUATION**

**249,424,781**  
 Total Cases Worldwide

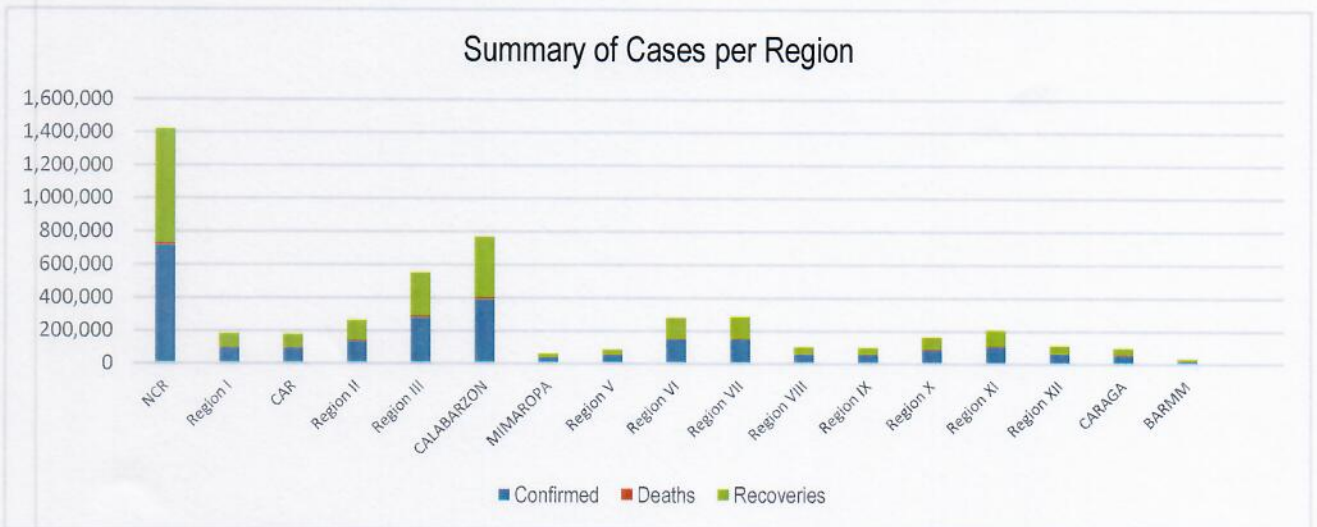
**223**  
 Countries and Territories Affected



Source: WHO Global Data as of 07 November 2021

**PHILIPPINE SITUATION**

	TOTAL	NEW	REMARKS
TOTAL CASES	<b>2,805,294</b>	+2,087	
ACTIVE CASES	<b>32,077</b>		<b>1.1%</b> Positivity Rate
DEATHS	<b>44,521</b>	+91	<b>1.59%</b> Case Fatality Rate
RECOVERIES	<b>2,728,696</b>	+3,510	<b>97.3%</b> Case Recovery Rate



# P-D-I-T-R STRATEGY

With reference to the National Action Plan (NAP) for COVID-19, the National Task Force is intensifying efforts to PREVENT the spread of the COVID-19, TEST individuals, and communities, ISOLATE those that are identified to be confirmed cases, TREAT and provide with appropriate health care, and REINTEGRATE them back to the community.

## DETECT

DETECT entails active screening of those presenting with signs and symptoms of COVID-19 in the community as well as other disease surveillance activities. For this purpose, contact tracing teams have been organized and provided with appropriate training. Summary is as follows:



The overall results of contact tracing are summarized as follows:

<b>1:8</b> Case: Close Contacts Ratio	<b>84%</b> Close Contacts Listed, Traced, and Assessed within 24 hours
--	---

Source: DILG as of 06 November 2021

Also, part of DETECT strategy is the enhancement of the COVID-19 testing capacities of the country. For this purpose, testing laboratories are setup and provided with appropriate licensing. The summary is as follows:

<b>290</b> Licensed RT-PCR and GeneXpert Laboratories	<b>26</b> Laboratories with Ongoing Licensing Applications
--	---

The overall testing results is summarized as follows:

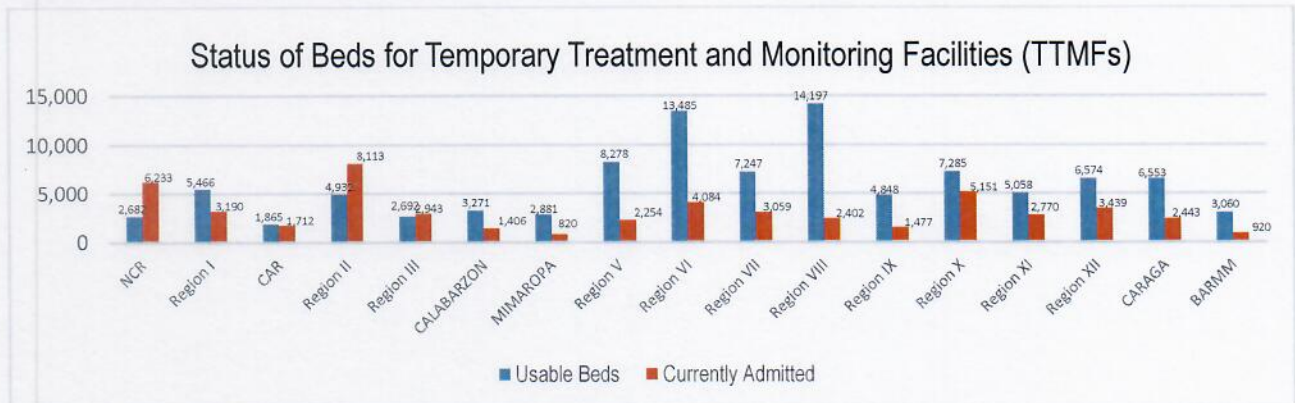
	TOTAL	NEW
TESTS CONDUCTED	<b>23,334,816</b>	+ 27,961
UNIQUE INDIVIDUALS TESTED	<b>21,933,690</b>	+ 26,649
POSITIVITY RATE	<b>13.52%</b>	
BACKLOGS	<b>1</b>	

To aid in the testing efforts, Mega Swabbing Sites have been established. The outputs of the Mega Swabbing Sites are as follows:

	TOTAL	NEW
ACT MOBILE TEAM	<b>427,258</b>	-
MOA ARENA	<b>406,382</b>	-
NINOY AQUINO STADIUM	<b>439,139</b>	-
PHILIPPINE SPORTS ARENA	<b>609,331</b>	-

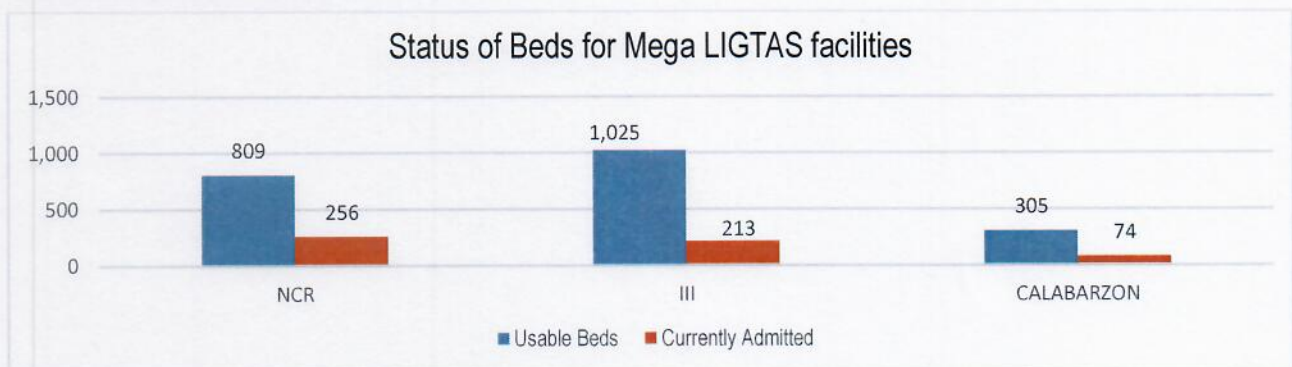
# ISOLATE

Isolate involves implementation of measures to separate those identified as exposed and confirmed cases and provide medical interventions to further prevent the spread of the disease. This strategy involves setting up of Temporary Treatment and Monitoring Facilities (TTMFs). The summary of TTMFs established is as follows:



Source: DOH as of 07 September 2021

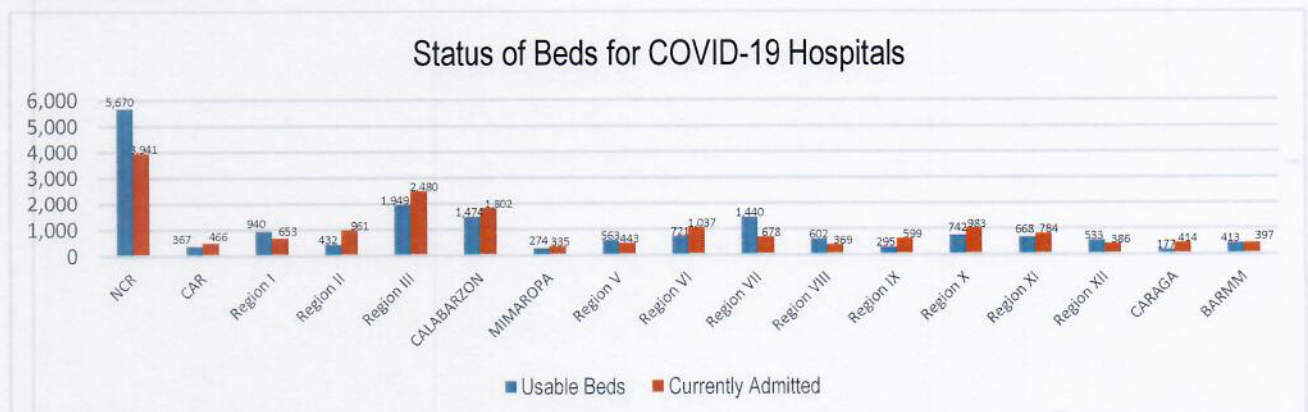
Aside from the TTMFs, Mega LIGTAS facilities have also been established. The summary of occupancies for the Mega LIGTAS facilities is as follows:



Source: DOH as of 15 October 2021

# TREAT


For the TREAT strategy, One Hospital Command has been established to facilitate a centralized referral system. Further, wards, isolation, and intensive care units are in operation to provide treatment services for COVID-19 positives. The occupancy rate for all beds dedicated to COVID-19 (Ward, Isolation, Intensive Care) among reporting hospitals is summarized as follows.



Source: DOH as of 07 September 2021


# DONATIONS MONITORING

In terms of resources, the following is the summary of total domestic and international donations received by the Philippine government, particularly various medical supplies, monitored by OCD in compliance with the Administrative Order No. 27, s. 2020, signed by the President of the Philippines on 31 March 2020.




## MANAGEMENT OF RETURNING OVERSEAS FILIPINOS

Returning Overseas Filipinos are provided with assistance by facilitating their arrival from different points of origin abroad until their return to their respective homes, and attend to their medical and social needs, in order to give them comfort, ensure their safety, and prevent the spread of COVID-19. The following is the summary of ROFs



For the Chairperson, NDRRMC:

  
**UNDERSECRETARY RICARDO B JALAD**  
Executive Director, NDRRMC and  
Administrator, OCD

**REFERENCES:** Reports from  
World Health Organization  
Office of Civil Defense  
Department of Health  
Department of the Interior and Local Government  
Department of Foreign Affairs

**ANNEXES:**  
Breakdown of Returning Overseas Filipinos  
Breakdown of Resource Management and Logistics

**NOTE:**  
Other reports are available upon request



Republic of the Philippines  
 INTER-AGENCY TASK FORCE  
 FOR THE MANAGEMENT OF EMERGING INFECTIOUS DISEASE  
 NATIONAL TASK FORCE - COVID-19  
**TASK GROUP RESOURCE MANAGEMENT AND LOGISTICS**



**Situation Report**  
 As of 07 November 2021

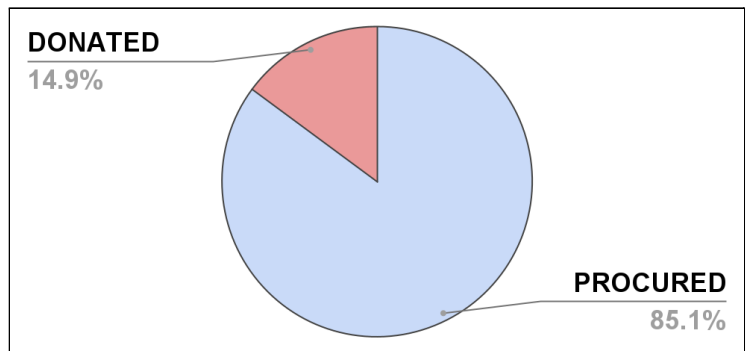
**I. DOH-OCD DISTRIBUTION OF SUPPLIES**

PARTICULARS	DISPATCHED (PROCURED)	DISPATCHED (DONATED)	DISPATCHED (TOTAL)
Protective Gown	5,509,879	181,635	5,691,514
Protective Suit (Clothing)	5,969,794	213,305	6,183,099
Masks (Surgical)	23,319,579	8,417,576	31,737,155
Head Cover	5,952,274	35,250	5,987,524
Shoe Cover	6,321,149	82,620	6,403,769
Gloves (Surgical)	14,307,812	1,175,900	15,483,712
Goggles	1,050,811	284,498	1,335,309
Masks (N95)	6,224,329	432,025	6,656,354
Masks (KN95)	2,986,742	793,648	3,780,390
Face Shield	4,797,169	439,507	5,236,676
Non-Invasive Ventilator	0	30	30
Alcohol (500ml)	12,608	46,832	59,440

Most distributed medical supply (Procured)	Surgical Mask (23,319,579) pieces
Most distributed medical supply (Donated)	Surgical Mask (8,417,576) pieces
Average Dispatch Percentage (Combined)	96.58%

**II. SUMMARY OF PROCURED AND DONATED ITEMS**

Total Items Dispatched	114,451,501 individual pieces
Total Procured Items Dispatched	97,430,314 individual pieces
Total Donated Items Dispatched	17,021,187 individual pieces



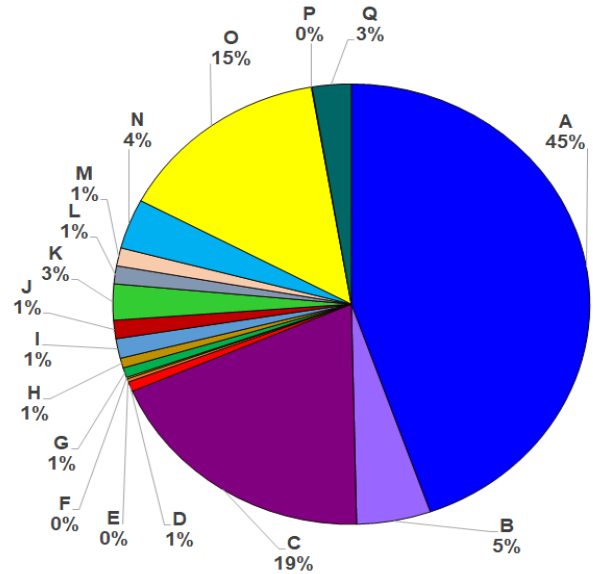
**III. STATUS OF PROCURED COVID-19 ANTIGEN KITS**

BATCH	TOTAL PROCURED	TOTAL DISPATCHED	BALANCE
BATCH 1 (ABBOTT)	500,000	493,325	6,675
		98.67%	1.34%
BATCH 2 (SD BIOSENSOR)	50,000	29,275	20,725
		58.55%	41.45%

IV. DONATIONS MONITORING (as of 20 April 2021)

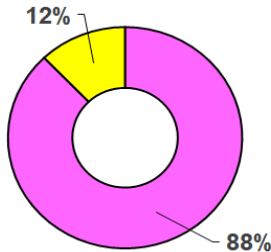
A. Financial Donations Received by OCD

A	AFP	P 16,901,934.27
B	ANONYMOUS	P 1,903,100.00
C	BJMP	P 7,151,337.94
D	DBM	P 273,170.00
E	DENR	P 88,500.00
F	DILG	P 45,000.00
G	DOE	P 273,165.10
H	DOJ	P 273,165.00
I	MALACAÑANG	P 546,330.20
J	MMDA	P 510,000.00
K	NICA	P 1,000,000.00
L	NSC	P 500,000.00
M	OCD	P 499,700.00
N	PHILIPPINE MARINE	P 1,390,350.00
O	PHILIPPINE NAVY	P 5,506,950.00
P	PRIVATE DONATIONS	P 15,000.00
Q	TRANSGLOBAL CONSOLIDATIONS	P 1,000,000.00



**DOMESTIC CASH DONATIONS RECEIVED BY OCD**  
**PHP 37,877,702.51**

B. Summary of Utilization for Cash Donations (as of 20 April 2021)



Total Cash Donations Received by OCD	Php 37,877,702.51
Cash Donations Utilized	Php 33,279,155.13
Funds Available	Php 4,583,547.38

C. Donations Summary

	DOMESTIC DONATION	INTERNATIONAL DONATION	GRAND TOTAL
MEDICAL SUPPLIES AND EQUIPMENT	8434	556	8990
WATER AND FOOD ITEMS	1960	4	1964
NON-FOOD ITEMS	1356	32	1388
SERVICES	164	6	170
CASH	163	-	163
VARIOUS DONATIONS	131	24	155
OTHERS	37	-	37
VACCINES	7	5	12
RENTALS	3	-	3
<b>Total</b>	<b>12255</b>	<b>627</b>	<b>12882</b>


Prepared by:

  
 (SGD) GERRY JONES BASILIO  
 Duty Staff

Reviewed by

  
 (SGD) JOSE ANGELO A MANGAOANG  
 Officer-on-duty

Approved by:

  
 (SGD) DIRECTOR BERNARDO RAFAELITO R ALEJANDRO IV, CESO IV, MNSA  
 Head, Task Group Resource Management and Logistics



Republic of the Philippines  
 INTER-AGENCY TASK FORCE  
 FOR THE MANAGEMENT OF EMERGING INFECTIOUS DISEASE  
 NATIONAL TASK FORCE - COVID 19



### Task Group on Management of Returning Overseas Filipinos

Summary Report

7 November 2021

**TOTAL ARRIVAL OF ROFs**  
**1,665,570**



OFWs

**1,308,809**

LAND-BASED

**747,986**

SEA-BASED

**560,823**



NON-OFWs

**351,687**

DECEASED OFs

**5,074**

**OSS-MROF BALIK PROBINSYA AND  
 UWIAN NA PROGRAM**

**TOTAL ASSISTED ROFs: 847,213**

**AIR**  
**418,108**

**SEA**  
**96,092**

**LAND**  
**333,013**

**OWWA COVID-19 RELATED  
 ASSISTANCE TO OFWs**

RETURNED TO  
 HOME REGIONS : **728,059**

OFW KALINGA : **754,268**

**TOTAL NO. OF RETURNING  
 FILIPINOS FROM SABAH**  
 (As of 22 May 2021)

**3,289**

**TOTAL of ROFs TESTED on the 7TH  
 DAY SWABBING OPERATIONS**  
 (14 May - 23 October 2021)

**432,951**

**HEALTH STATUS of ROFs**

**QUARANTINE  
 FACILITY**  
**16**

**CONFIRMED  
 POSITIVE**  
**24,070**

**ADMITTED**  
**129**

**RECOVERED**  
**23,915**

**DEATHS**  
**26**

**TRAVEL  
 RESTRICTIONS**  
**1**



Republic of the Philippines  
INTER-AGENCY TASK FORCE  
FOR THE MANAGEMENT OF EMERGING INFECTIOUS DISEASE  
NATIONAL TASK FORCE AGAINST COVID-19



Task Group on Management of Returning Overseas Filipinos

TG-MROF Daily Operational Report as of 07 November 2021

ARRIVALS

ROFs	TOTAL ARRIVAL ON AIRPORT: 1,595,148														GRAND TOTAL ARRIVAL OF ROFs	
	NINYO AQUINO INTERNATIONAL AIRPORT						CLARK INTERNATIONAL AIRPORT		MACTAN-CEBU INTERNATIONAL AIRPORT		LAOAG AIRPORT	DAVAO AIRPORT	SUBIC AIRPORT			
	Terminal 1		Terminal 2		Terminal 3		Now	Cumulative	Now	Cumulative	Now	Cumulative	Now	Cumulative		
	(23 April 2020 - 6 November 2021)		(23 April 2020 - 6 November 2021)		(08 July 2020 - 6 November 2021)											
	Now	Cumulative	Now	Cumulative	Now	Cumulative	Now	Cumulative	Now	Cumulative	Now	Cumulative	Now	Cumulative		
<b>SUBTOTAL</b>	<b>1,449</b>	<b>402,101</b>	<b>1,490</b>	<b>501,627</b>	<b>706</b>	<b>364,718</b>	<b>436</b>	<b>169,223</b>	<b>932</b>	<b>141,229</b>	<b>266</b>	<b>6,177</b>	<b>9,807</b>	<b>5,016</b>	<b>1,665,570</b>	
<b>OFWs</b>	1,246	339,644	506	345,026	384	277,893	373	153,970	694	111,515	251	5,530	9,632	3,206	1,308,809	
<b>Land-based</b>	1,081	245,156	176	215,767	226	152,016	290	78,734	447	41,792	241	5,108	9,172	2,220	747,986	
<b>Sea-based</b>	165	94,488	330	129,259	158	125,877	83	75,236	247	69,723	10	422	460	986	560,823	
<b>NON-OFWs</b>	203	62,457	984	156,601	322	86,825	63	15,253	238	29,714	15	647	175	1,810	351,687	
<b>Deceased OFs</b>	4	5,074												4	5,074	

ROFs	TOTAL ARRIVAL ON SEAPORT: 65,348													
	MANILA		CEBU		SUBIC		BATAAN		TAWI-TAWI/ ZAMBOANGA		DAVAO		BATANGAS	
	Now	Cumulative	Now	Cumulative	Now	Cumulative	Now	Cumulative	Now	Cumulative	Now	Cumulative	Now	Cumulative
<b>SUBTOTAL</b>	<b>0</b>	<b>58,761</b>	<b>0</b>	<b>698</b>	<b>0</b>	<b>1,109</b>	<b>3</b>	<b>1,122</b>	<b>0</b>	<b>3,289</b>	<b>0</b>	<b>52</b>	<b>0</b>	<b>317</b>
<b>OFWs</b>	0	58,761	0	698	0	1,109	3	1,122	0	3,289	0	52	0	317
<b>Sea-based</b>	0	58,761	0	698	0	1,109	3	1,122	0	3,289	0	52	0	317

Sources: 1) OSS Report dated 6 November 2021, 2) BOQ Report No. 536 dated 7 November 2021, 3) BOQ Human Remains Report No. 479 dated 7 November 2021, and 4) OCD BARM Report dated 22 May 2021.

TESTING (09 May 2020 - 31 January 2021)

ROFs	AIRPORTS					GRAND TOTAL OF TESTED ROFs
	NAIA			CLARK INTERNATIONAL AIRPORT	MACTAN-CEBU INTERNATIONAL AIRPORT	
	Terminal 1	Terminal 2	Terminal 3	Cumulative	Cumulative	
<b>SUBTOTAL</b>	<b>193,297</b>	<b>270,090</b>	<b>186,044</b>	<b>67,026</b>	<b>42,925</b>	<b>810,139</b>
<b>RT-PCR (Viral Test)</b>						
Conducted by PCG	170,310	210,044	161,860	67,026	42,925	702,922
Arranged by LMA	2,256	2,011	0	0	0	4,267
Arranged by MARIKINA LGU	20	27	44	0	0	91
Arranged by PAMPANGA LGU	907	1,747	592	0	0	3,246
Conducted by PAGSS/PADL	19,804	0	23,548	0	0	43,352
Conducted by PAL/DETOXICARE	0	56,261	0	0	0	56,261

ROFs	SEAPORTS					
	MANILA	CEBU	SUBIC	BATAAN	TAWI-TAWI/ ZAMBOANGA	DAVAO
	Cumulative	Cumulative	Cumulative	Cumulative	Cumulative	Cumulative
<b>SUBTOTAL</b>	<b>47,509</b>	<b>119</b>	<b>438</b>	<b>697</b>	<b>1,986</b>	<b>8</b>
<b>RT-PCR (Viral Test)</b>						
Conducted by PCG	47,509	119	438	697	1,986	8

Sources: 1) OSS Report dated 31 January 2021, and 2) BOQ Report No. 258 dated 02 February 2021.

6TH DAY SWABBING OPERATIONS

Agency	GRAND TOTAL OF TESTED ROFs
	Cumulative
<b>SUBTOTAL</b>	<b>233,767</b>
<b>RT-PCR (Viral Test)</b>	
PCG	154,815
BOQ	25,082
DETOXICARE	19,795
PADL	22,727
PRIMERCARE	11,348

Source: 1) OSS Report dated 15 May 2021. (Note: Figures from previous reports may differ due to data verification process.)

7TH DAY SWABBING OPERATIONS (May 14 - October 23, 2021)

Agency	AIRPORTS						GRAND TOTAL OF TESTED ROFs
	NAIA	CLARK	CEBU	LAOAG	DAVAO	SUBIC	
	Cumulative	Cumulative	Cumulative	Cumulative	Cumulative	Cumulative	
<b>SUBTOTAL</b>	<b>321,248</b>	<b>46,491</b>	<b>52,624</b>	<b>266</b>	<b>3,945</b>	<b>8,377</b>	<b>432,951</b>
<b>RT-PCR (Viral Test)</b>							
PCG/GOVT LABS	247,206	0	0	0	0	0	247,206
BOQ CLARK	0	42,376	0	0	0	0	42,376
DETOXICARE	36,528	0	0	0	0	0	36,528
PADL	37,514	4,115	0	0	0	0	41,629
DOH-RESU 7	0	0	52,624	0	0	0	52,624
M. MARIANO MEM HOSPITAL	0	0	0	266	0	0	266
SOUTHERN PHIL MED CTR	0	0	0	0	3,945	0	3,945
BOQ SUBIC	0	0	0	0	0	8,377	8,377

Source: 1) OSS Report dated 23 October 2021. (Note: Figures from previous reports may differ due to data verification process.)





Republic of the Philippines  
INTER-AGENCY TASK FORCE  
FOR THE MANAGEMENT OF EMERGING INFECTIOUS DISEASE  
NATIONAL TASK FORCE AGAINST COVID-19



Task Group on Management of Returning Overseas Filipinos

TG-MROF Daily Operational Report as of 06 November 2021

QUARANTINE

No. of QFs	ROFs IN TREATMENT AND MONITORING FACILITIES								ROFs IN ACCOMMODATION ESTABLISHMENTS (AEs)	
	Confirmed Positive		Admitted		Recovered		Deaths		No. of AEs	Non-OFWs
	Now	Cumulative	Now	Cumulative	Now	Cumulative	Now	Cumulative		
16	22	24,070	15	129	7	23,915	0	26	0	0

Source: 1) BOQ Report No. 535 dated 6 November 2021. (Note: Figures from previous reports may differ due to data verification process.)

OSS-MROF BALIK PROBINSYA & UWIAN NA PROGRAM (May 25, 2020 - November 4, 2021)

ROFs ASSISTED THRU THEIR DESTINATION	MODE OF TRANSPORTATION			GRAND TOTAL
	Air (NAIA T2)	Land (PITX)	Sea (N. Harbor)	
	Cumulative	Cumulative	Cumulative	
	418,108	333,013	96,092	847,213

Source: 1) OSS Report as of 6 November 2021, 2) PITX Report (Uwian Na Program) dated 7 November 2021, and "DOTR (Halid Tulung Program) Report dated 14 May 2021. \*Data starting from June 2 includes LSI and APOR (Note: Figures from previous reports may differ due to data verification process.)

OWWA COVID-19 RELATED ASSISTANCE TO OFWs (March 2020 - October 10, 2021)

Returned to Home Regions	762,328
OFW Kalinga	789,530

Source: 1) OWWA Monitoring Report dated 10 October 2021.

REMAINS OF DECEASED OFs

COUNTRY	COUNTRY OF ORIGIN		CAUSE OF DEATH	
	NOW	CUMULATIVE		CUMULATIVE
TOTAL	4	5,074		5,074
Saudi Arabia	0	798	COVID-19	631
USA	0	287	NON COVID-19	4,443
United Arab Emirates	0	149		
Qatar	0	67		
Kuwait	0	51		
Others	4	3,722		

Source: 1) BOQ Human Remains Report No. 478 dated 6 November 2021. (Note: Figures from previous reports may differ due to data verification process.)

RETURNING FILIPINOS FROM SABAH

TOTAL NO. OF RETURNING FILIPINOS FROM SABAH:		3,289
First Batch	July 5, 2020	395
Second Batch	July 29, 2020	394
Third Batch	August 13, 2020	400
Fourth Batch	August 28, 2020	379
Fifth Batch	September 24, 2020	400
Sixth Batch	November 12, 2020	151
Seventh Batch	December 13-20, 2020	Failed deportation due to force majeure
Eighth Batch	March 7, 2021	316
Ninth Batch	April 17, 2021	358
Tenth Batch	May 22, 2021	496

As of June 21, 2021, 4,683 remaining Filipinos are still in Sabah for transfer.

Source: 1) OCD BARM Report dated 22 May 2021. (Note: Figures from previous reports may differ due to data verification process.)

COUNTRIES TRAVEL CLASSIFICATION

GREEN LIST				YELLOW LIST	RED LIST
Algeria	Madagascar	Poland	Tokelau		
American Samoa	Mali	Saba (Special Municipality of the Kingdom of Netherlands)			
Bhutan	Marshall Islands	Saint Helena	Turkmenistan		
Burkina Faso	Federated States of Micronesia	Saint Pierre and Miquelon	Tuvalu		
Cameroon	Montserrat	Samoa	Uzbekistan		
Chad	Nauru	Sierra Leone	Vanuatu		
China (Mainland)	New Zealand	Sint Eustatius	Yemen		
Comoros	Nicaragua	Solomon Islands			
Cook Islands	Niger	Sudan			
Eritrea	Niue	Syria			
Falkland Islands (Malvinas)	North Korea	Taiwan			
Hong Kong SAR	Northern Mariana Islands	Tajikistan			
Kiribati	Palau	Tanzania			

All other countries/territories/jurisdictions not otherwise listed.

Latvia

Classification of "Green," "Yellow," and "Red" shall be effective from 01 November 2021 until 15 November 2021.

Source: 1) IATF Resolution 146-B s. 2021 dated 28 October 2021.

Prepared by:

SHARMAIN B. TUYAY  
Duty Staff

Reviewed by:

MARVIN T. MANZANO  
Officer, TG MROF Coordination Center

Approved by:

DIR. BERNARDO RAFAELITO R. ALEJANDRO IV, CESO IV, MNSA  
Head, TG MROF Coordination Center

Republic of the Philippines  
Inter-Agency Task Force  
FOR THE MANAGEMENT OF EMERGENCY INFECTIOUS DISEASE  
NATIONAL TASK FORCE COVID-19  
**Task Group on Management of Returning Overseas Filipinos**

**NARRATIVE REPORT**  
**7 November 2021**

**ACTIONS TAKEN:** Management of Returning Overseas Filipinos (MROF)

The Task Group on Management of Returning Overseas Filipinos (TG-MROF) was created by the National Incident Command-National Task Force COVID 19 to solely cater to the medical and social needs of Returning Overseas Filipinos (ROFs). The TG-MROF in coordination with various government agencies, private entities, and other task groups created to respond with the prevailing crisis, regional task units, and local government agencies that are task to facilitate the safe return of the ROFs back to their home provinces.

**Members:** DND, DOTr, DOLE, DILG, DFA, DOT, DSWD, DOH, OCD, OWWA, BOQ, CAAP, MARINA, PCG, PNP and AFP

**ARRIVALS:** As of 6 November 2021, a total of 1,665,570 **Returning Overseas Filipinos (ROFs)** arrived at the NAIA Terminals 1, 2, and 3, Clark International Airport, Mactan-Cebu International Airport, Laoag International Airport, South Harbor, Subic, Bataan, Zamboanga, and Batangas Port. Of which, a total of 1,308,809 are **OFWs** (747,986 are **land-based** and 560,823 are **sea-based**) and 351,687 are **non-OFWs**.

A total of 5,074 **deceased ROFs** had arrived in the country from 07 July 2020 – 6 November 2021. Of which, 631 died due to COVID-19.

**TESTING:** From May 9, 2020 to 31 January 2021, a total of 810,134 ROFs were tested thru RT-PCR.

**6<sup>TH</sup> DAY OF SWABBING OPERATIONS:** From 01 February to 13 May 2021, a total of 233,767 Returning Overseas Filipinos (ROFs) were tested thru RT-PCR, on the 6<sup>th</sup> day of their quarantine period.

**7<sup>TH</sup> DAY OF SWABBING OPERATIONS:** As of 23 October, a total of 432,951 **Returning Overseas Filipinos (ROFs)** were tested thru RT-PCR on the 7<sup>th</sup> day of their quarantine period. Of which, 247,206 were tested by PCG, 42,376 were tested by BOQ Clark, 36,528 were tested by Detoxicare, 41,629 were tested by PADL, 52,624 were tested by DOH-RESU 7, 266 were tested by M. Mariano Memorial Hospital, 3,945 were tested by Southern Philippine Medical Center, and 8,377 were tested by BOQ Subic.

**QUARANTINE:** As of 7 November 2021, a total of 24,070 ROFs were confirmed positive with COVID-19. Of which, 129 are admitted at 16 quarantine facilities, 23,915 were able to recover and 26 died.

**OSS-MROF BALIK PROBINSYA AND UWIAN NA PROGRAM:** As of 4 November 2021, a total of 847,213 ROFs were assisted back to their home provinces. Of which, 333,013 were assisted by land, 418,108 by air, and 96,092 by sea.

**OWWA COVID-19 RELATED ASSISTANCE TO OFWs:** From March 2020 to 10 October, 2021, a total of 728,059 OFWs were assisted by OWWA on their "Returned to Home Regions" program and 754,268 OFWs are also assisted through "OFW Kalinga" program.

**RETURNING FILIPINOS (REFs) from SABAH:** As of 22 May 2021, a total of 3,289 REFs from Sabah had arrived in the country. While as of 21 June 2021, a total of 4,683 remaining Filipinos are still in Sabah for transfer.

**TRAVEL BANNED COUNTRIES:** As of 28 October 2021, the IATF approved the imposition of travel restriction on Latvia by placing it under the Red List while 45 countries was listed under Green List effective from November 1, 2021 until November 15, 2021.

Prepared by:

  
**SHARMAIN B. TUYAY**  
Duty Staff

Reviewed by:

  
**MR MARVIN T. MANZANO**  
Officer, TG MROF Coordination Center

Approved by:

  
**DIR. BERNARDO RAFAELITO R. ALEJANDRO IV, CESO IV, MNSA**  
Head, TG MROF Coordination Center