



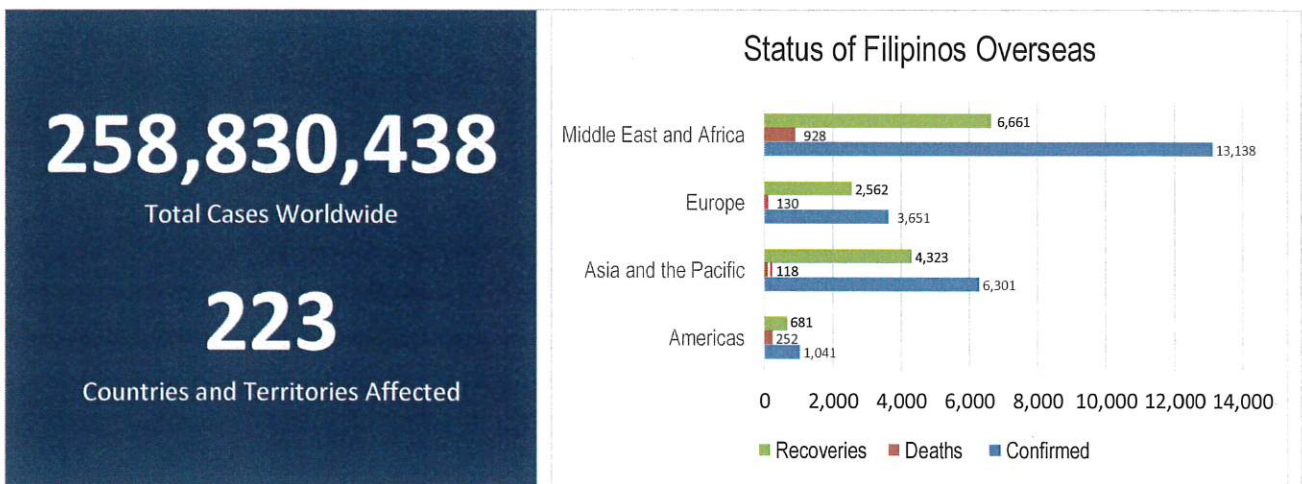
REPUBLIC OF THE PHILIPPINES
NATIONAL DISASTER RISK REDUCTION AND MANAGEMENT COUNCIL

National Disaster Risk Reduction and Management Center, Camp Aguinaldo, Quezon City, Philippines

NATIONAL TASK FORCE
CORONAVIRUS DISEASE-2019
SITUATIONAL REPORT NO. 604

Issued on 1200H, 26 November 2021
 Report Coverage: 25 November 2021

GLOBAL SITUATION

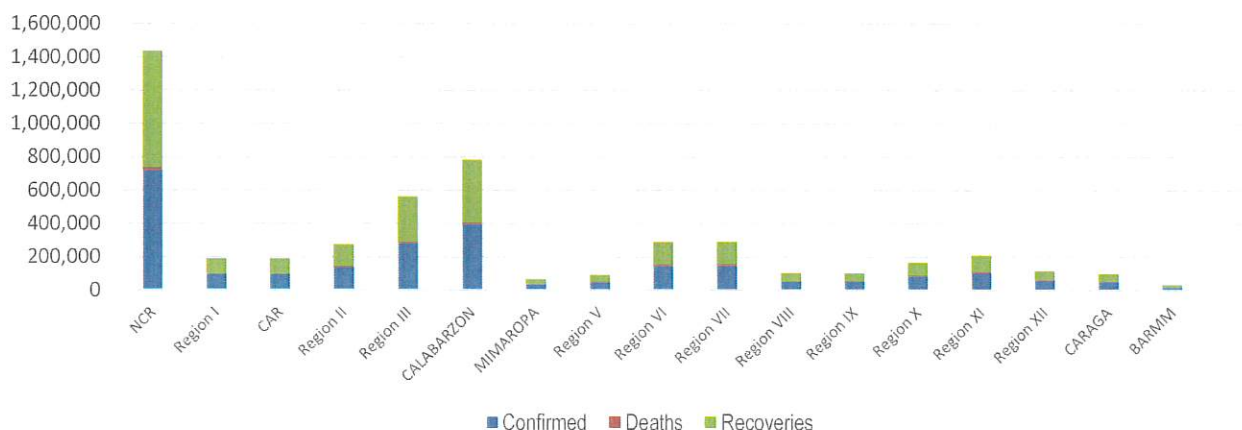


Source: WHO Global Data as of 25 November 2021

PHILIPPINE SITUATION

| | TOTAL | NEW | REMARKS |
|--------------|------------------|------|---------------------------------|
| TOTAL CASES | 2,830,387 | +863 | |
| ACTIVE CASES | 17,853 | | 0.6% Positivity Rate |
| DEATHS | 48,017 | +142 | 1.70% Case Fatality Rate |
| RECOVERIES | 2,764,517 | +791 | 97.7% Case Recovery Rate |

Summary of Cases per Region



P-D-I-T-R STRATEGY

With reference to the National Action Plan (NAP) for COVID-19, the National Task Force is intensifying efforts to PREVENT the spread of the COVID-19, TEST individuals, and communities, ISOLATE those that are identified to be confirmed cases, TREAT and provide with appropriate health care, and REINTEGRATE them back to the community.

DETECT

DETECT entails active screening of those presenting with signs and symptoms of COVID-19 in the community as well as other disease surveillance activities. For this purpose, contact tracing teams have been organized and provided with appropriate training. Summary is as follows:



The overall results of contact tracing are summarized as follows:

| | |
|--|---|
| <h1>1:7</h1> <p>Case: Close Contacts Ratio</p> | <h1>79%</h1> <p>Close Contacts Listed, Traced, and Assessed within 24 hours</p> |
|--|---|

Also, part of DETECT strategy is the enhancement of the COVID-19 testing capacities of the country. For this purpose, testing laboratories are setup and provided with appropriate licensing. The summary is as follows:

| | |
|--|---|
| <h1>297</h1> <p>Licensed RT-PCR and GeneXpert Laboratories</p> | <h1>29</h1> <p>Laboratories with Ongoing Licensing Applications</p> |
|--|---|

The overall testing results is summarized as follows:

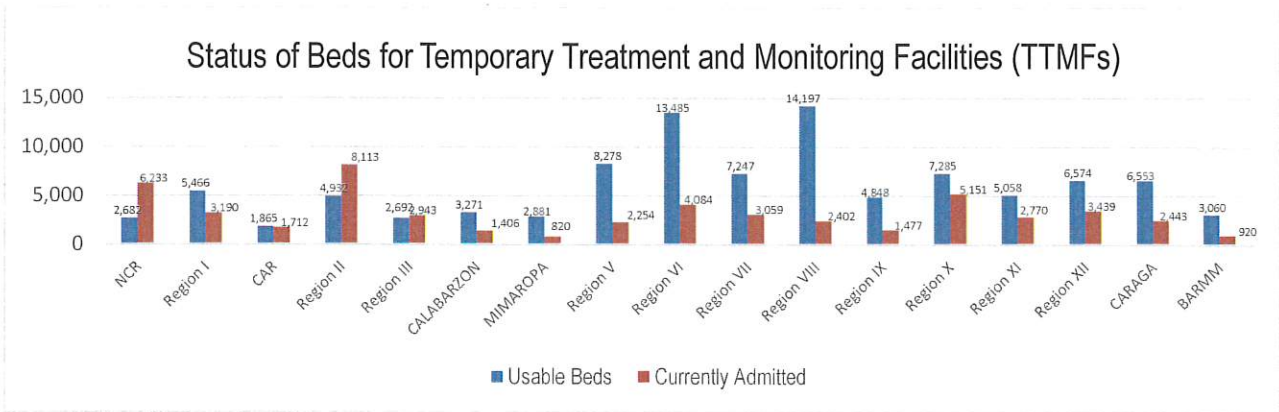
| | TOTAL | NEW |
|---------------------------|-------------------|---------|
| TESTS CONDUCTED | 24,109,948 | +39,256 |
| UNIQUE INDIVIDUALS TESTED | 22,667,349 | +37,219 |
| POSITIVITY RATE | 13.20% | |
| BACKLOGS | 73 | |

To aid in the testing efforts, Mega Swabbing Sites have been established. The outputs of the Mega Swabbing Sites are as follows:

| | TOTAL | NEW |
|-------------------------|----------------|-----|
| ACT MOBILE TEAM | 429,308 | - |
| MOA ARENA | 407,811 | - |
| NINOY AQUINO STADIUM | 443,227 | - |
| PHILIPPINE SPORTS ARENA | 613,224 | - |

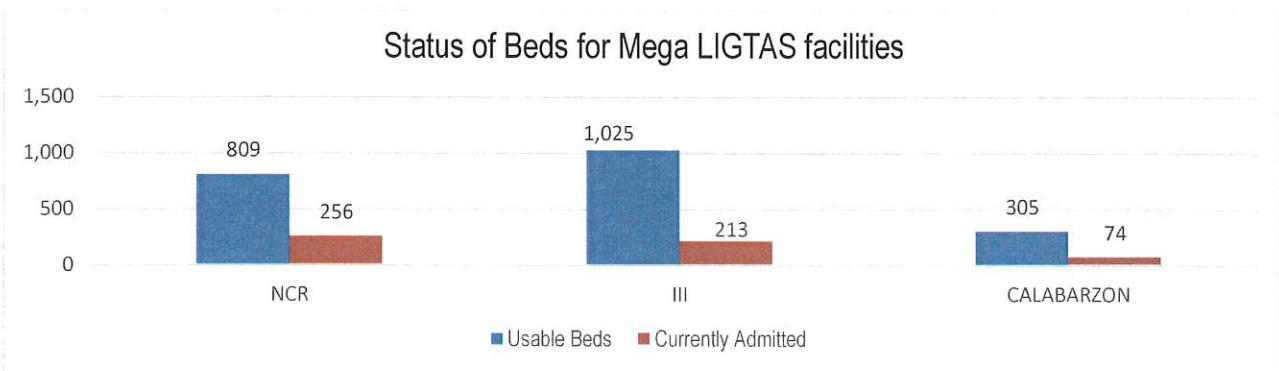
ISOLATE

Isolate involves implementation of measures to separate those identified as exposed and confirmed cases and provide medical interventions to further prevent the spread of the disease. This strategy involves setting up of Temporary Treatment and Monitoring Facilities (TTMFs). The summary of TTMFs established is as follows:



Source: DOH as of 07 September 2021

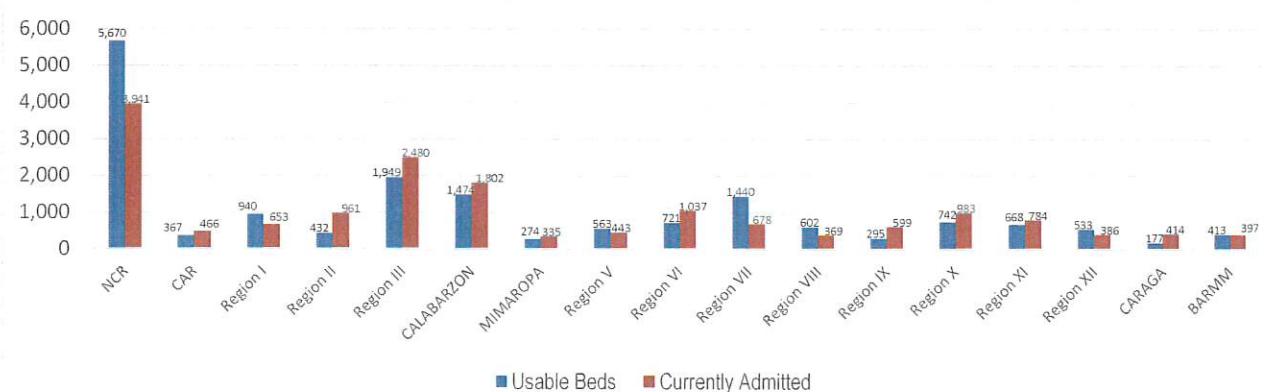
Aside from the TTMFs, Mega LIGTAS facilities have also been established. The summary of occupancies for the Mega LIGTAS facilities is as follows:



Source: DOH as of 15 October 2021

TREAT


For the TREAT strategy, One Hospital Command has been established to facilitate a centralized referral system. Further, wards, isolation, and intensive care units are in operation to provide treatment services for COVID-19 positives. The occupancy rate for all beds dedicated to COVID-19 (Ward, Isolation, Intensive Care) among reporting hospitals is summarized as follows.



Source: DOH as of 07 September 2021

DONATIONS MONITORING

In terms of resources, the following is the summary of total domestic and international donations received by the Philippine government, particularly various medical supplies, monitored by OCD in compliance with the Administrative Order No. 27, s. 2020, signed by the President of the Philippines on 31 March 2020.




MANAGEMENT OF RETURNING OVERSEAS FILIPINOS

Returning Overseas Filipinos are provided with assistance by facilitating their arrival from different points of origin abroad until their return to their respective homes, and attend to their medical and social needs, in order to give them comfort, ensure their safety, and prevent the spread of COVID-19. The following is the summary of ROFs



For the Chairperson, NDRRMC:


UNDERSECRETARY RICARDO B. JALAD
Executive Director, NDRRMC and
Administrator, OCD

REFERENCES: Reports from
World Health Organization
Office of Civil Defense
Department of Health
Department of the Interior and Local Government
Department of Foreign Affairs

ANNEXES:
Breakdown of Returning Overseas Filipinos
Breakdown of Resource Management and Logistics

NOTE:
Other reports are available upon request



Republic of the Philippines
 INTER-AGENCY TASK FORCE
 FOR THE MANAGEMENT OF EMERGING INFECTIOUS DISEASE
 NATIONAL TASK FORCE - COVID-19
TASK GROUP RESOURCE MANAGEMENT AND LOGISTICS



Situation Report
 As of 25 November 2021

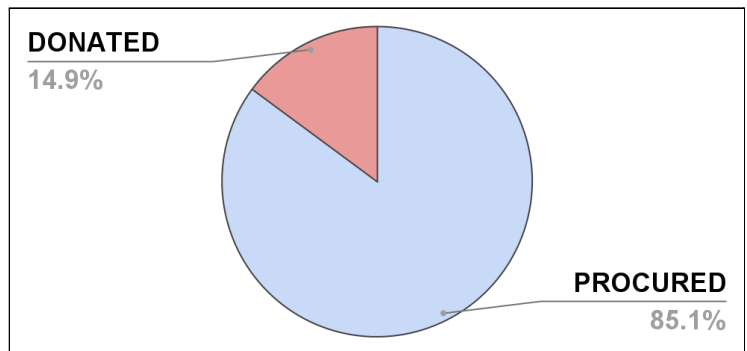
I. DOH-OCD DISTRIBUTION OF SUPPLIES

| PARTICULARS | DISPATCHED (PROCURED) | DISPATCHED (DONATED) | DISPATCHED (TOTAL) |
|----------------------------|-----------------------|----------------------|--------------------|
| Protective Gown | 5,509,879 | 181,635 | 5,691,514 |
| Protective Suit (Clothing) | 5,969,794 | 213,305 | 6,183,099 |
| Masks (Surgical) | 23,319,579 | 8,417,576 | 31,737,155 |
| Head Cover | 5,952,274 | 35,250 | 5,987,524 |
| Shoe Cover | 6,321,149 | 82,620 | 6,403,769 |
| Gloves (Surgical) | 14,307,812 | 1,175,900 | 15,483,712 |
| Goggles | 1,050,811 | 284,498 | 1,335,309 |
| Masks (N95) | 6,224,329 | 432,025 | 6,656,354 |
| Masks (KN95) | 2,986,742 | 793,648 | 3,780,390 |
| Face Shield | 4,797,169 | 439,507 | 5,236,676 |
| Non-Invasive Ventilator | 0 | 30 | 30 |
| Alcohol (500ml) | 12,608 | 46,832 | 59,440 |

| | |
|--|-----------------------------------|
| Most distributed medical supply (Procured) | Surgical Mask (23,319,579) pieces |
| Most distributed medical supply (Donated) | Surgical Mask (8,417,576) pieces |
| Average Dispatch Percentage (Combined) | 96.58% |

II. SUMMARY OF PROCURED AND DONATED ITEMS

| | |
|---------------------------------|-------------------------------|
| Total Items Dispatched | 114,472,451 individual pieces |
| Total Procured Items Dispatched | 97,430,314 individual pieces |
| Total Donated Items Dispatched | 17,042,137 individual pieces |



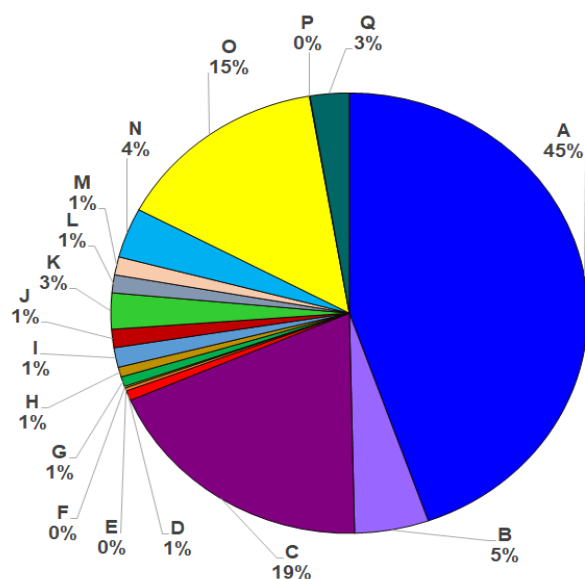
III. STATUS OF PROCURED COVID-19 ANTIGEN KITS

| BATCH | TOTAL PROCURED | TOTAL DISPATCHED | BALANCE |
|------------------------|----------------|------------------|---------|
| BATCH 1 (ABBOTT) | 500,000 | 500,000 | 0 |
| | | 100.00% | 0.00% |
| BATCH 2 (SD BIOSENSOR) | 50,000 | 50,000 | 0 |
| | | 100.00% | 0.00% |
| BATCH 3 (RAPIGEN) | 15,500 | 15,500 | 0 |
| | | 100.00% | 0.00% |

IV. DONATIONS MONITORING (as of 20 April 2021)

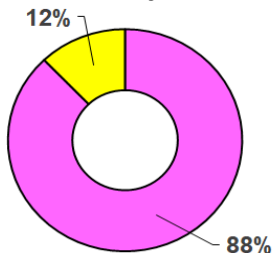
A. Financial Donations Received by OCD

| | | |
|---|----------------------------|-----------------|
| A | AFP | P 16,901,934.27 |
| B | ANONYMOUS | P 1,903,100.00 |
| C | BJMP | P 7,151,337.94 |
| D | DBM | P 273,170.00 |
| E | DENR | P 88,500.00 |
| F | DILG | P 45,000.00 |
| G | DOE | P 273,165.10 |
| H | DOJ | P 273,165.00 |
| I | MALACAÑANG | P 546,330.20 |
| J | MMDA | P 510,000.00 |
| K | NICA | P 1,000,000.00 |
| L | NSC | P 500,000.00 |
| M | OCD | P 499,700.00 |
| N | PHILIPPINE MARINE | P 1,390,350.00 |
| O | PHILIPPINE NAVY | P 5,506,950.00 |
| P | PRIVATE DONATIONS | P 15,000.00 |
| Q | TRANSGLOBAL CONSOLIDATIONS | P 1,000,000.00 |



| |
|--|
| DOMESTIC CASH DONATIONS RECEIVED BY OCD |
| PHP 37,877,702.51 |

B. Summary of Utilization for Cash Donations (as of 20 April 2021)




| | |
|--------------------------------------|-------------------|
| Total Cash Donations Received by OCD | Php 37,877,702.51 |
| Cash Donations Utilized | Php 33,279,155.13 |
| Funds Available | Php 4,583,547.38 |

C. Donations Summary

| | DOMESTIC DONATION | INTERNATIONAL DONATION | GRAND TOTAL |
|--------------------------------|-------------------|------------------------|--------------|
| MEDICAL SUPPLIES AND EQUIPMENT | 8434 | 556 | 8990 |
| WATER AND FOOD ITEMS | 1960 | 4 | 1964 |
| NON-FOOD ITEMS | 1356 | 32 | 1388 |
| SERVICES | 164 | 6 | 170 |
| CASH | 163 | - | 163 |
| VARIOUS DONATIONS | 131 | 24 | 155 |
| OTHERS | 37 | - | 37 |
| VACCINES | 7 | 5 | 12 |
| RENTALS | 3 | - | 3 |
| Total | 12255 | 627 | 12882 |

Prepared by:


GERRY JONES M BASILIO
 Duty Staff

Reviewed by


JOSE ANGELO A MANGAOANG
 Officer-on-duty

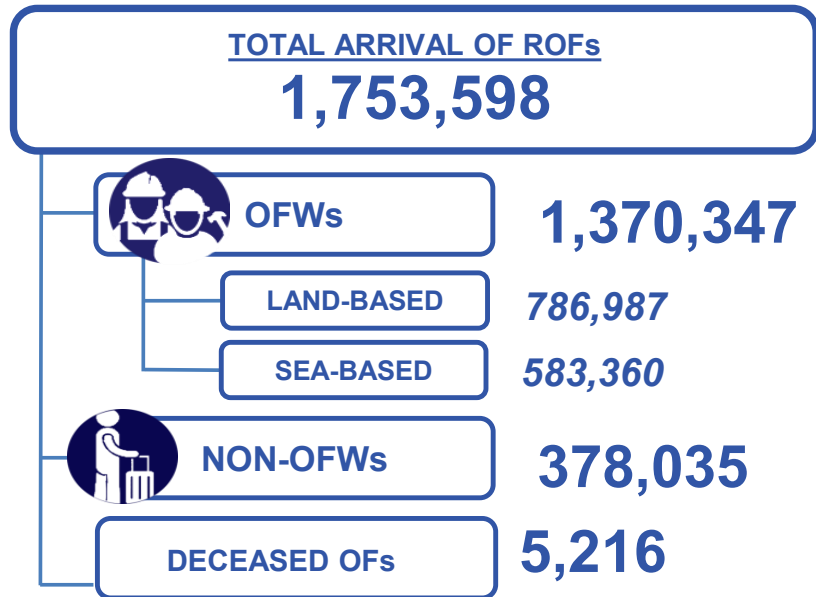
Approved by:


DIRECTOR BERNARDO RAFAELITO R ALEJANDRO IV, CESO IV, MNSA
 Head, Task Group Resource Management and Logistics



Task Group on Management of Returning Overseas Filipinos

Summary Report
 25 November 2021



OWWA COVID-19 RELATED ASSISTANCE TO OFWs

RETURNED TO HOME REGIONS : 773,587
 OFW KALINGA : 850,653

TOTAL NO. OF RETURNING FILIPINOS FROM SABAH
3,289


TOTAL of ROFs TESTED on the 7TH DAY SWABBING OPERATIONS
 (14 May - 23 October 2021)

432,951

OSS-MROF BALIK PROBINSYA AND UWIAN NA PROGRAM
TOTAL ASSISTED ROFs: 881,497



HEALTH STATUS of ROFs





Republic of the Philippines
 INTER-AGENCY TASK FORCE
 FOR THE MANAGEMENT OF EMERGING INFECTIOUS DISEASE
 NATIONAL TASK FORCE AGAINST COVID-19



Task Group on Management of Returning Overseas Filipinos

TG-MROF Daily Operational Report as of 25 November 2021

ARRIVALS

| ROFs | TOTAL ARRIVAL ON AIRPORT: 1,681,250 | | | | | | | | | | | | | | GRAND TOTAL ARRIVAL OF ROFs | |
|---------------------|--|----------------|--|----------------|---|----------------|-----------------------------------|----------------|-----------------------------------|----------------|--------------------------|--------------------------|--------------------------|--------------|-----------------------------|--|
| | NINYO AQUINO INTERNATIONAL AIRPORT | | | | | | CLARK INTERNATIONAL AIRPORT | | MACTAN-CEBU INTERNATIONAL AIRPORT | | LAOAG AIRPORT | DAVAO AIRPORT | SUBIC AIRPORT | | | |
| | Terminal 1 (23 April 2020 - 24 November 2021) | | Terminal 2 (23 April 2020 - 24 November 2021) | | Terminal 3 (08 July 2020 - 24 November 2021) | | (05 June 2020 - 24 November 2021) | | (28 June 2020 - 24 November 2021) | | (18 June - 24 Nov. 2021) | (27 June - 24 Nov. 2021) | (18 June - 24 Nov. 2021) | | | |
| | Now | Cumulative | Now | Cumulative | Now | Cumulative | Now | Cumulative | Now | Cumulative | Cumulative | Cumulative | Cumulative | | | |
| SUBTOTAL | 1,134 | 425,185 | 1,345 | 521,577 | 736 | 379,482 | 561 | 178,146 | 722 | 155,940 | 266 | 8,432 | 12,222 | 6,051 | 1,753,598 | |
| OFWs | 979 | 358,570 | 616 | 353,620 | 433 | 285,998 | 499 | 161,888 | 614 | 123,322 | 251 | 7,626 | 11,940 | 4,694 | 1,370,347 | |
| Land-based | 822 | 261,112 | 150 | 217,678 | 281 | 157,188 | 345 | 84,077 | 415 | 48,202 | 241 | 7,143 | 11,346 | 2,013 | 786,987 | |
| Sea-based | 157 | 97,458 | 466 | 135,942 | 152 | 128,810 | 154 | 77,811 | 199 | 75,120 | 10 | 483 | 594 | 2,681 | 583,360 | |
| NON-OFWs | 155 | 66,615 | 729 | 167,957 | 303 | 93,484 | 62 | 16,258 | 108 | 32,618 | 15 | 806 | 282 | 1,357 | 378,035 | |
| Deceased OFs | 5 | 5,216 | | | | | | | | | | | | 5 | 5,216 | |

| ROFs | TOTAL ARRIVAL ON SEAPORT: 67,132 | | | | | | | | | | | | | |
|------------------|----------------------------------|---------------|----------|------------|----------|--------------|----------|--------------|---------------------|--------------|----------|------------|----------|------------|
| | MANILA | | CEBU | | SUBIC | | BATAAN | | TAWI-TAWI/ZAMBOANGA | | DAVAO | | BATANGAS | |
| | Now | Cumulative | Now | Cumulative | Now | Cumulative | Now | Cumulative | Now | Cumulative | Now | Cumulative | Now | Cumulative |
| SUBTOTAL | 1,544 | 60,305 | 9 | 764 | 0 | 1,246 | 0 | 1,159 | 0 | 3,289 | 0 | 52 | 0 | 317 |
| OFWs | 1,544 | 60,305 | 9 | 764 | 0 | 1,246 | 0 | 1,159 | 0 | 3,289 | 0 | 52 | 0 | 317 |
| Sea-based | 1,544 | 60,305 | 9 | 764 | 0 | 1,246 | 0 | 1,159 | 0 | 3,289 | 0 | 52 | 0 | 317 |

Sources: 1) OSS Report dated 24 November 2021, 2) BOQ Report No. 554 dated 25 November 2021, 3) BOQ Human Remains Report No. 497 dated 25 November 2021, and 4) OCD BARM Report dated 22 May 2021.

TESTING (09 May 2020 - 31 January 2021)

| ROFs | AIRPORTS | | | | | | GRAND TOTAL OF TESTED ROFs |
|-----------------------------|----------------|----------------|----------------|-----------------------------|-----------------------------------|----------------|----------------------------|
| | NAIA | | | CLARK INTERNATIONAL AIRPORT | MACTAN-CEBU INTERNATIONAL AIRPORT | | |
| | Terminal 1 | Terminal 2 | Terminal 3 | Cumulative | Cumulative | | |
| | Cumulative | Cumulative | Cumulative | Cumulative | Cumulative | | |
| SUBTOTAL | 193,297 | 270,090 | 186,044 | 67,026 | 42,925 | 810,139 | |
| RT-PCR (Viral Test) | | | | | | | |
| Conducted by PCG | 170,310 | 210,044 | 161,860 | 67,026 | 42,925 | 702,922 | |
| Arranged by LMA | 2,256 | 2,011 | 0 | 0 | 0 | 4,267 | |
| Arranged by MARIKINA LGU | 20 | 27 | 44 | 0 | 0 | 91 | |
| Arranged by PAMPANGA LGU | 907 | 1,747 | 592 | 0 | 0 | 3,246 | |
| Conducted by PAGSS/PADL | 19,804 | 0 | 23,548 | 0 | 0 | 43,352 | |
| Conducted by PAL/DETOXICARE | 0 | 56,261 | 0 | 0 | 0 | 56,261 | |
| ROFs | SEAPORTS | | | | | | |
| | MANILA | CEBU | SUBIC | BATAAN | TAWI-TAWI/ZAMBOANGA | DAVAO | |
| | Cumulative | Cumulative | Cumulative | Cumulative | Cumulative | Cumulative | |
| SUBTOTAL | 47,509 | 119 | 438 | 697 | 1,986 | 8 | |
| RT-PCR (Viral Test) | | | | | | | |
| Conducted by PCG | 47,509 | 119 | 438 | 697 | 1,986 | 8 | |

Sources: 1) OSS Report dated 31 January 2021, and 2) BOQ Report No. 258 dated 02 February 2021.

6TH DAY SWABBING OPERATIONS

| Agency | GRAND TOTAL OF TESTED ROFs |
|----------------------------|----------------------------|
| | Cumulative |
| SUBTOTAL | 233,767 |
| RT-PCR (Viral Test) | |
| PCG | 154,815 |
| BOQ | 25,082 |
| DETOXICARE | 19,795 |
| PADL | 22,727 |
| PRIMERCARE | 11,348 |

Source: 1) OSS Report dated 15 May 2021. (Note: Figures from previous reports may differ due to data verification process.)

7TH DAY SWABBING OPERATIONS (May 14 - October 23, 2021)

| Agency | AIRPORTS | | | | | | GRAND TOTAL OF TESTED ROFs |
|----------------------------|----------------|---------------|---------------|------------|--------------|--------------|----------------------------|
| | NAIA | CLARK | CEBU | LAOAG | DAVAO | SUBIC | |
| | Cumulative | Cumulative | Cumulative | Cumulative | Cumulative | Cumulative | |
| SUBTOTAL | 321,248 | 46,491 | 52,624 | 266 | 3,945 | 8,377 | 432,951 |
| RT-PCR (Viral Test) | | | | | | | |
| PCG/GOVT LABS | 247,206 | 0 | 0 | 0 | 0 | 0 | 247,206 |
| BOQ CLARK | | 42,376 | 0 | 0 | 0 | 0 | 42,376 |
| DETOXICARE | 36,528 | | 0 | 0 | 0 | 0 | 36,528 |
| PADL | 37,514 | 4,115 | 0 | 0 | 0 | 0 | 41,629 |
| DOH-RESU 7 | 0 | 0 | 52,624 | 0 | 0 | 0 | 52,624 |
| M. MARIANO MEM HOSPITAL | 0 | 0 | 0 | 266 | 0 | 0 | 266 |
| SOUTHERN PHIL MED CTR | 0 | 0 | 0 | 0 | 3,945 | 0 | 3,945 |
| BOQ SUBIC | 0 | 0 | 0 | 0 | 0 | 8,377 | 8,377 |

Source: 1) OSS Report dated 23 October 2021. (Note: Figures from previous reports may differ due to data verification process.)



Republic of the Philippines
INTER-AGENCY TASK FORCE
FOR THE MANAGEMENT OF EMERGING INFECTIOUS DISEASE
NATIONAL TASK FORCE AGAINST COVID-19



Task Group on Management of Returning Overseas Filipinos

TG-MROF Daily Operational Report as of 25 November 2021

QUARANTINE

| ROFs IN TREATMENT AND MONITORING FACILITIES | | | | | | | | | ROFs IN ACCOMMODATION ESTABLISHMENTS (AEs) | |
|---|--------------------|------------|----------|------------|-----------|------------|--------|------------|--|----------|
| No. of QFs | Confirmed Positive | | Admitted | | Recovered | | Deaths | | No. of AEs | Non-OFWs |
| | Now | Cumulative | Now | Cumulative | Now | Cumulative | Now | Cumulative | | |
| 13 | 8 | 24,243 | 0 | 89 | 10 | 24,126 | 0 | 28 | 0 | 0 |

Source: 1) BOQ Report No. 554 dated 25 November 2021. (Note: Figures from previous reports may differ due to data verification process.)

OSS-MROF BALIK PROBINSYA & UWIAN NA PROGRAM (May 25, 2020 - November 24, 2021)

| ROFs ASSISTED THRU THEIR DESTINATION | MODE OF TRANSPORTATION | | | GRAND TOTAL |
|--------------------------------------|------------------------|-------------|-----------------|-------------|
| | Air (NAIA T2) | Land (PITX) | Sea (N. Harbor) | |
| | Cumulative | Cumulative | Cumulative | |
| | 439,157 | 346,248 | 96,092 | 881,497 |

Source: 1) OSS Report as of 24 November 2021, 2) PITX Report (Uwian Na Program) dated 25 November 2021, and *DOTR (Hatid Tulong Program) Report dated 14 May 2021.

*Data starting from June 2 includes LSI and APOR. (Note: Figures from previous reports may differ due to data verification process.)

OWWA COVID-19 RELATED ASSISTANCE TO OFWs (March 2020 - October 10, 2021)

| | |
|--------------------------|---------|
| Returned to Home Regions | 773,587 |
| OFW Kalinga | 801,037 |

Source: 1) OWWA Monitoring Report dated 10 October 2021.

REMAINS OF DECEASED OFs

| COUNTRY OF ORIGIN | | | CAUSE OF DEATH | |
|----------------------|----------|--------------|----------------|--------------|
| COUNTRY | NOW | CUMULATIVE | | CUMULATIVE |
| TOTAL | 5 | 5,216 | | 5,216 |
| Saudi Arabia | 0 | 798 | COVID-19 | 632 |
| USA | 0 | 287 | NON COVID-19 | 4,584 |
| United Arab Emirates | 0 | 149 | | |
| Qatar | 0 | 67 | | |
| Kuwait | 0 | 51 | | |
| Others | 5 | 3,864 | | |

Source: 1) BOQ Human Remains Report No. 497 dated 25 November 2021. (Note: Figures from previous reports may differ due to data verification process.)

RETURNING FILIPINOS FROM SABAH

| TOTAL NO. OF RETURNING FILIPINOS FROM SABAH: | 3,289 | |
|--|----------------------|---|
| First Batch | July 5, 2020 | 395 |
| Second Batch | July 29, 2020 | 394 |
| Third Batch | August 13, 2020 | 400 |
| Fourth Batch | August 28, 2020 | 379 |
| Fifth Batch | September 24, 2020 | 400 |
| Sixth Batch | November 12, 2020 | 151 |
| Seventh Batch | December 13-20, 2020 | Failed deportation due to force majeure |
| Eighth Batch | March 7, 2021 | 316 |
| Ninth Batch | April 17, 2021 | 358 |
| Tenth Batch | May 22, 2021 | 496 |

As of June 21, 2021, **4,683** remaining Filipinos are still in Sabah for transfer.

Source: 1) OCD BARMM Report dated 22 May 2021. (Note: Figures from previous reports may differ due to data verification process.)

COUNTRIES TRAVEL CLASSIFICATION

| GREEN LIST | | | | YELLOW LIST | RED LIST |
|--------------------------------|--------------------------|---------------------------|----------------------|---|----------------------------------|
| American Samoa | Japan | Pakistan | Togo | All other countries/territories/jurisdictions not otherwise listed. | Faroe Islands The Netherlands |
| Bhutan | Kosovo | Palau | Uganda | | |
| Chad | Kuwait | Paraguay | United Arab Emirates | | |
| China (Mainland) | Kyrgyzstan | Rwanda | Zambia | | |
| Comoros | Malawi | Saint Barthelemy | Zimbabwe | | |
| Cote d'Ivoire (Ivory Coast) | Mali | Saint Pierre and Miquelon | | | |
| Falkland Islands (Malvinas) | Marshall Islands | Saudi Arabia | | | |
| Federated States of Micronesia | Montserrat | Senegal | | | |
| Guinea | Morocco | Sierra Leone | | | |
| Guinea-Bissau | Namibia | Sint Eustatius | | | |
| Hong Kong SAR | Niger | South Africa | | | |
| India | Northern Mariana Islands | Sudan | | | |
| Indonesia | Oman | Taiwan | | | |

Classification of "Green," "Yellow," and "Red" shall be effective from 16 November 2021 until 30 November 2021.

Source: 1) IATF Resolution 148-A s. 2021 dated 11 November 2021.

| | | |
|--|--|--|
| Prepared by: | Reviewed by: | Approved by: |
| (SGD) ARIANNE JEWEL G PEROLA Duty Staff | (SGD) MARVIN T MANZANO Officer, TG MROF Coordination Center | (SGD) DIR. BERNARDO RAFAELITO R ALEJANDRO IV, CESO IV, MNSA Head, TG MROF Coordination Center |

Republic of the Philippines
Inter-Agency Task Force
FOR THE MANAGEMENT OF EMERGENCY INFECTIOUS DISEASE
NATIONAL TASK FORCE COVID-19
Task Group on Management of Returning Overseas Filipinos

NARRATIVE REPORT
25 November 2021

ACTIONS TAKEN: Management of Returning Overseas Filipinos (MROF)

The Task Group on Management of Returning Overseas Filipinos (TG-MROF) was created by the National Incident Command-National Task Force COVID 19 to solely cater to the medical and social needs of Returning Overseas Filipinos (ROFs). The TG-MROF in coordination with various government agencies, private entities, and other task groups created to respond with the prevailing crisis, regional task units, and local government agencies that are task to facilitate the safe return of the ROFs back to their home provinces.

Members: DND, DOTr, DOLE, DILG, DFA, DOT, DSWD, DOH, OCD, OWWA, BOQ, CAAP, MARINA, PCG, PNP and AFP

ARRIVALS: As of 24 November 2021, a total of 1,753,598 **Returning Overseas Filipinos (ROFs)** arrived at the NAIA Terminals 1, 2, and 3, Clark International Airport, Mactan-Cebu International Airport, Laoag International Airport, South Harbor, Subic, Bataan, Zamboanga, and Batangas Port. Of which, a total of 1,370,347 are **OFWs** (786,987 are **land-based** and 583,360 are **sea-based**) and 378,035 are **non-OFWs**.

A total of 5,216 **deceased ROFs** had arrived in the country from 07 July 2020 – 25 November 2021. Of which, 632 died due to COVID-19.

TESTING: From May 9, 2020 to 31 January 2021, a total of 810,134 ROFs were tested thru RT-PCR.

6TH DAY OF SWABBING OPERATIONS: From 01 February to 13 May 2021, a total of 233,767 Returning Overseas Filipinos (ROFs) were tested thru RT-PCR, on the 6th day of their quarantine period.

7TH DAY OF SWABBING OPERATIONS: As of 23 October, a total of 432,951 **Returning Overseas Filipinos (ROFs)** were tested thru RT-PCR on the 7th day of their quarantine period. Of which, 247,206 were tested by PCG, 42,376 were tested by BOQ Clark, 36,528 were tested by Detoxicare, 41,629 were tested by PADL, 52,624 were tested by DOH-RESU 7, 266 were tested by M. Mariano Memorial Hospital, 3,945 were tested by Southern Philippine Medical Center, and 8,377 were tested by BOQ Subic.

QUARANTINE: As of 25 November 2021, a total of 24,243 ROFs were confirmed positive with COVID-19. Of which, 89 are admitted at 13 quarantine facilities, 24,126 were able to recover and 28 died.

OSS-MROF BALIK PROBINSYA AND UWIAN NA PROGRAM: As of 24 November 2021, a total of 881,497 ROFs were assisted back to their home provinces. Of which, 346,248 were assisted by land, 439,157 by air, and 96,092 by sea.

OWWA COVID-19 RELATED ASSISTANCE TO OFWs: From March 2020 to 10 October, 2021, a total of 773,587 OFWs were assisted by OWWA on their “Returned to Home Regions” program and 801,037 OFWs are also assisted through “OFW Kalinga” program.

RETURNING FILIPINOS (REFs) from SABAH: As of 22 May 2021, a total of 3,289 REFs from Sabah had arrived in the country. While as of 21 June 2021, a total of 4,683 remaining Filipinos are still in Sabah for transfer.

TRAVEL BANNED COUNTRIES: As of 16 November 2021, the IATF approved the imposition of travel restriction on Faroe Islands and The Netherlands by placing it under the Red List while 44 countries was listed under Green List effective from November 16, 2021 until November 30, 2021.

Prepared by:

(SGD)
ARIANNE JEWEL G. PEROLA
Duty Staff

Reviewed by:

(SGD)
MR MARVIN T. MANZANO
Officer, TG MROF Coordination Center

Approved by:

(SGD)
DIR. BERNARDO RAFAELITO R. ALEJANDRO IV, CESO IV, MNSA
Head, TG MROF Coordination Center