



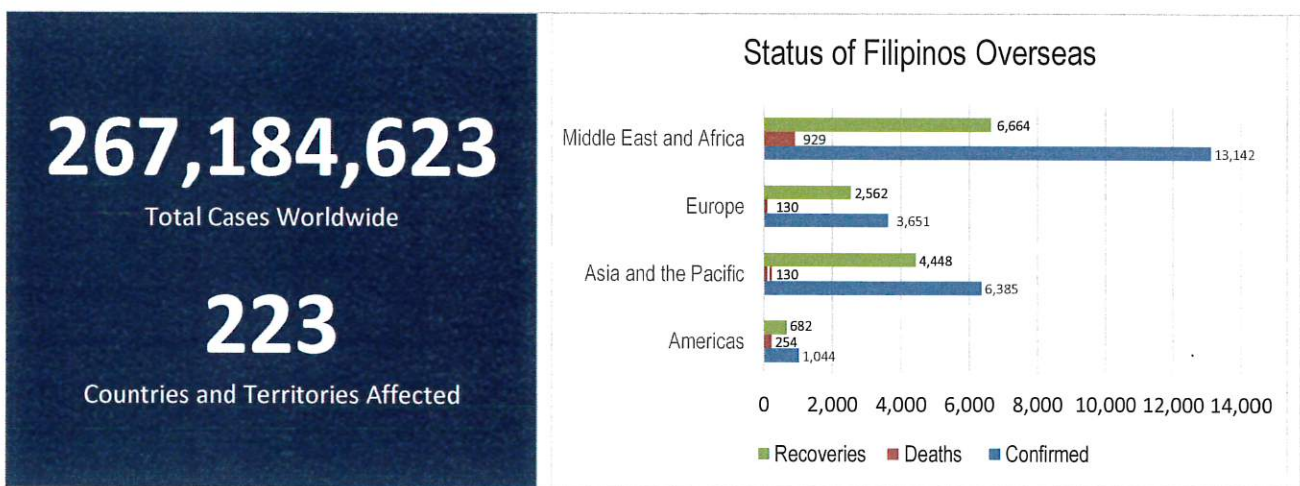
REPUBLIC OF THE PHILIPPINES
NATIONAL DISASTER RISK REDUCTION AND MANAGEMENT COUNCIL

National Disaster Risk Reduction and Management Center, Camp Aguinaldo, Quezon City, Philippines

NATIONAL TASK FORCE
CORONAVIRUS DISEASE-2019
SITUATIONAL REPORT NO. 618

Issued on 1200H, 10 December 2021
 Report Coverage: 09 December 2021

GLOBAL SITUATION

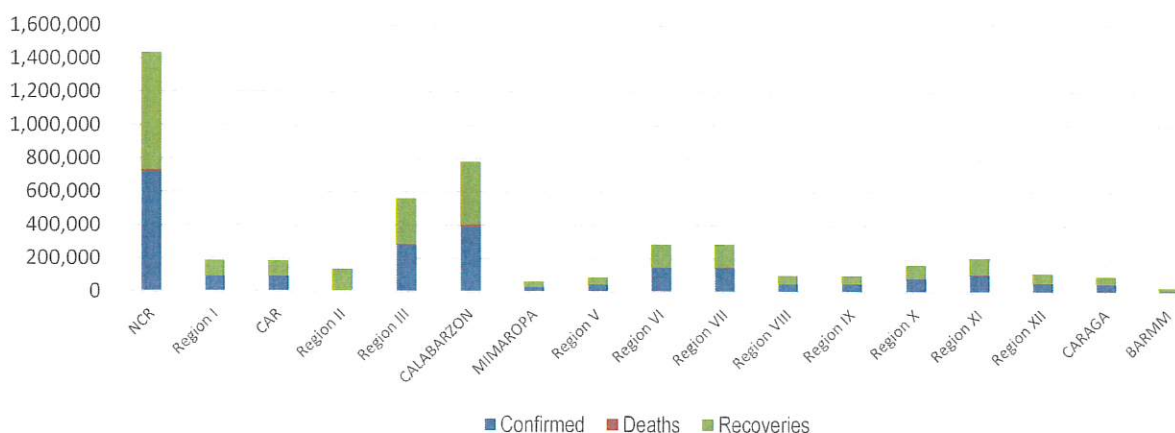


Source: WHO Global Data as of 09 December 2021

PHILIPPINE SITUATION

	<i>TOTAL</i>	<i>NEW</i>	<i>REMARKS</i>
TOTAL CASES	2,836,200	+379	
ACTIVE CASES	11,905		0.4% Positivity Rate
DEATHS	49,961	+25	1.76% Case Fatality Rate
RECOVERIES	2,774,334	+631	97.8% Case Recovery Rate

Summary of Cases per Region

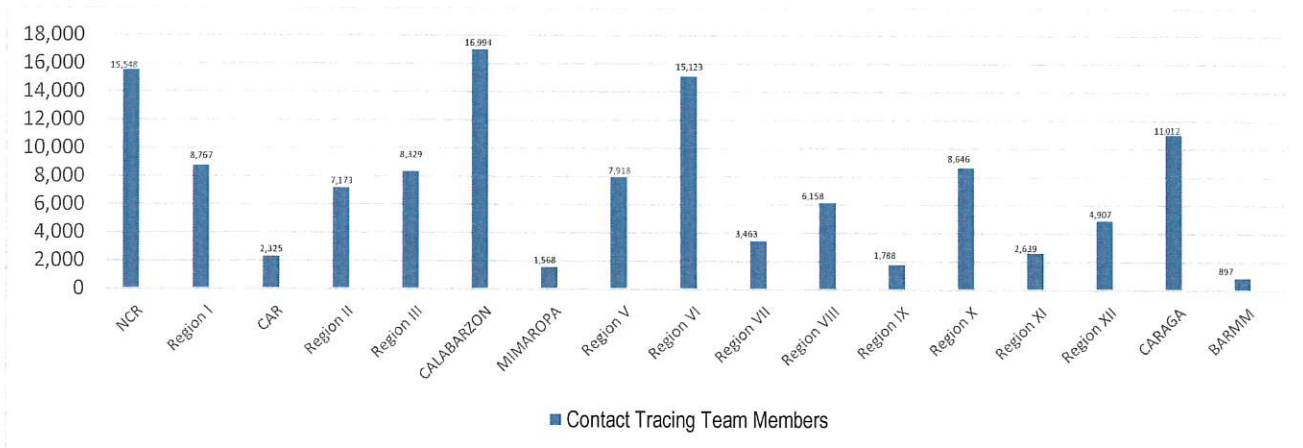


P-D-I-T-R STRATEGY

With reference to the National Action Plan (NAP) for COVID-19, the National Task Force is intensifying efforts to PREVENT the spread of the COVID-19, TEST individuals, and communities, ISOLATE those that are identified to be confirmed cases, TREAT and provide with appropriate health care, and REINTEGRATE them back to the community.

DETECTs

DETECT entails active screening of those presenting with signs and symptoms of COVID-19 in the community as well as other disease surveillance activities. For this purpose, contact tracing teams have been organized and provided with appropriate training. Summary is as follows:



The overall results of contact tracing are summarized as follows:

1:9 Case: Close Contacts Ratio	74% Close Contacts Listed, Traced, and Assessed within 24 hours
--	---

data as of 21 October 2021

Also, part of DETECT strategy is the enhancement of the COVID-19 testing capacities of the country. For this purpose, testing laboratories are setup and provided with appropriate licensing. The summary is as follows:

296 Licensed RT-PCR and GeneXpert Laboratories	30 Laboratories with Ongoing Licensing Applications
--	---

The overall testing results is summarized as follows:

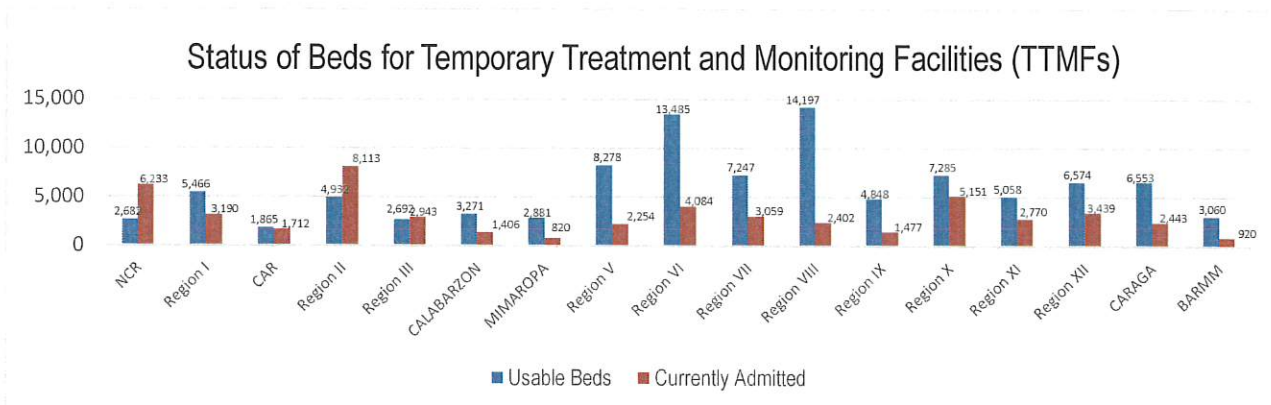
	TOTAL	NEW
TESTS CONDUCTED	24,597,127	+36,417
UNIQUE INDIVIDUALS TESTED	23,127,958	+34,362
POSITIVITY RATE	12.97%	
BACKLOGS	2	

To aid in the testing efforts, Mega Swabbing Sites have been established. The outputs of the Mega Swabbing Sites are as follows:

	TOTAL	NEW
ACT MOBILE TEAM	436,674	-
MOA ARENA	411,986	-
NINOY AQUINO STADIUM	455,432	-
PHILIPPINE SPORTS ARENA	624,910	-

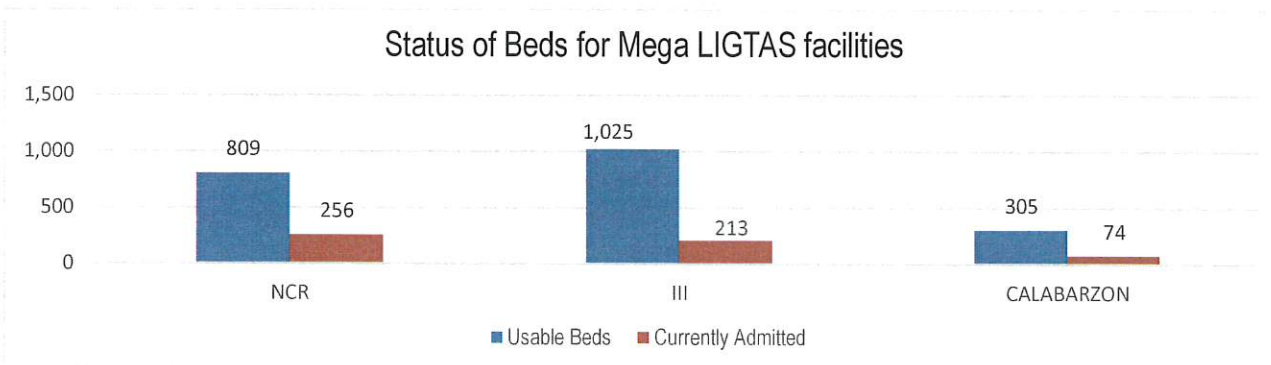
ISOLATE

Isolate involves implementation of measures to separate those identified as exposed and confirmed cases and provide medical interventions to further prevent the spread of the disease. This strategy involves setting up of Temporary Treatment and Monitoring Facilities (TTMFs). The summary of TTMFs established is as follows:



Source: DOH as of 07 September 2021

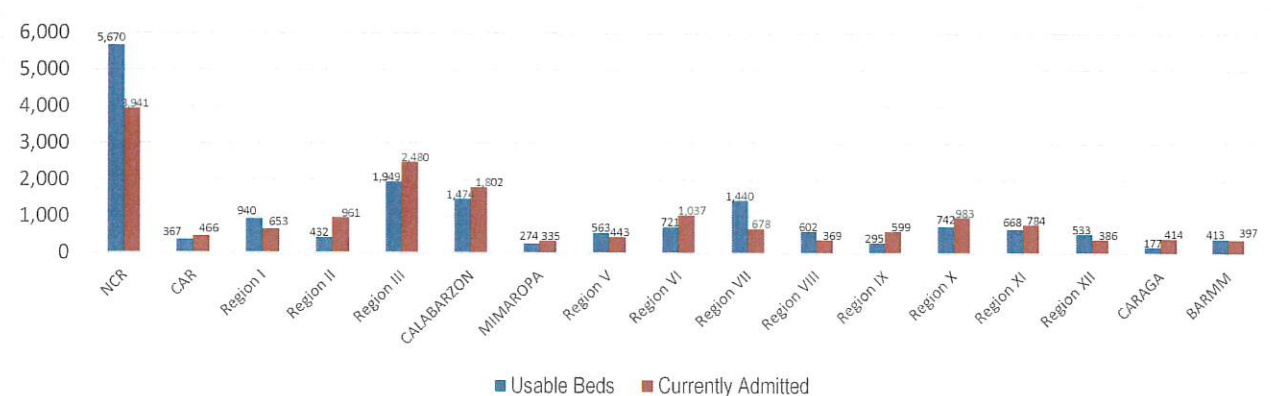
Aside from the TTMFs, Mega LIGTAS facilities have also been established. The summary of occupancies for the Mega LIGTAS facilities is as follows:



Source: DOH as of 15 October 2021

TREAT

For the TREAT strategy, One Hospital Command has been established to facilitate a centralized referral system. Further, wards, isolation, and intensive care units are in operation to provide treatment services for COVID-19 positives. The occupancy rate for all beds dedicated to COVID-19 (Ward, Isolation, Intensive Care) among reporting hospitals is summarized as follows.



Source: DOH as of 07 September 2021

DONATIONS MONITORING

In terms of resources, the following is the summary of total domestic and international donations received by the Philippine government, particularly various medical supplies, monitored by OCD in compliance with the Administrative Order No. 27, s. 2020, signed by the President of the Philippines on 31 March 2020.




MANAGEMENT OF RETURNING OVERSEAS FILIPINOS

Returning Overseas Filipinos are provided with assistance by facilitating their arrival from different points of origin abroad until their return to their respective homes, and attend to their medical and social needs, in order to give them comfort, ensure their safety, and prevent the spread of COVID-19. The following is the summary of ROFs



For the Chairperson, NDRRMC:


UNDERSECRETARY RICARDO B JALAD
Executive Director, NDRRMC and
Administrator, OCD

REFERENCES: Reports from
World Health Organization
Office of Civil Defense
Department of Health
Department of the Interior and Local Government
Department of Foreign Affairs

ANNEXES:
Breakdown of Returning Overseas Filipinos
Breakdown of Resource Management and Logistics

NOTE:
Other reports are available upon request



Republic of the Philippines
 INTER-AGENCY TASK FORCE
 FOR THE MANAGEMENT OF EMERGING INFECTIOUS DISEASE
 NATIONAL TASK FORCE - COVID-19
TASK GROUP RESOURCE MANAGEMENT AND LOGISTICS



Situation Report
 As of 0 December 2021

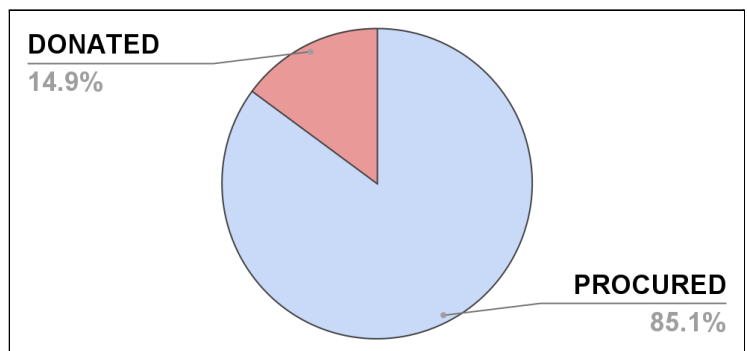
I. DOH-OCD DISTRIBUTION OF SUPPLIES

PARTICULARS	DISPATCHED (PROCURED)	DISPATCHED (DONATED)	DISPATCHED (TOTAL)
Protective Gown	5,509,879	181,635	5,691,514
Protective Suit (Clothing)	5,969,794	213,305	6,183,099
Masks (Surgical)	23,319,579	8,417,576	31,737,155
Head Cover	5,952,274	35,250	5,987,524
Shoe Cover	6,321,149	82,620	6,403,769
Gloves (Surgical)	14,307,812	1,175,900	15,483,712
Goggles	1,050,811	284,498	1,335,309
Masks (N95)	6,224,329	432,025	6,656,354
Masks (KN95)	2,986,742	793,648	3,780,390
Face Shield	4,797,169	439,507	5,236,676
Non-Invasive Ventilator	0	30	30
Alcohol (500ml)	12,608	46,832	59,440

Most distributed medical supply (Procured)	Surgical Mask (23,319,579) pieces
Most distributed medical supply (Donated)	Surgical Mask (8,417,576) pieces
Average Dispatch Percentage (Combined)	96.58%

II. SUMMARY OF PROCURED AND DONATED ITEMS

Total Items Dispatched	114,475,871 individual pieces
Total Procured Items Dispatched	97,430,314 individual pieces
Total Donated Items Dispatched	17,045,557 individual pieces



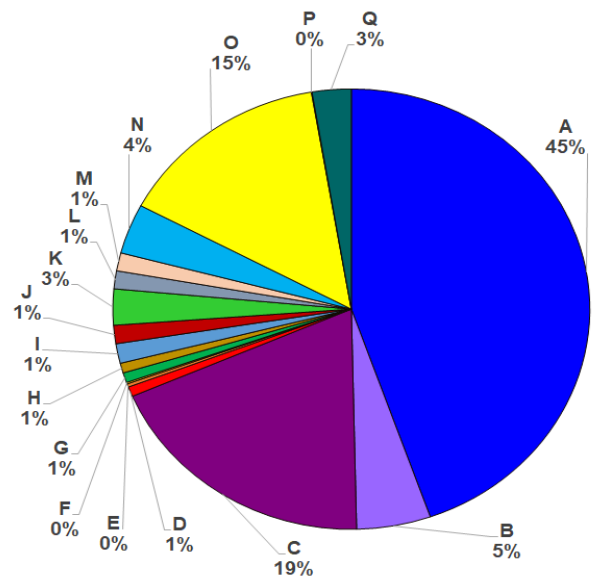
III. STATUS OF PROCURED COVID-19 ANTIGEN KITS

BATCH	TOTAL PROCURED	TOTAL DISPATCHED	BALANCE
BATCH 1 (ABBOTT)	500,000	500,000	0
		100.00%	0.00%
BATCH 2 (SD BIOSENSOR)	50,000	50,000	0
		100.00%	0.00%
BATCH 3 (RAPIGEN)	15,500	15,500	0
		100.00%	0.00%

IV. DONATIONS MONITORING (as of 20 April 2021)

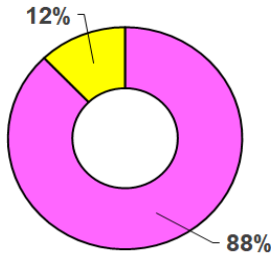
A. Financial Donations Received by OCD

A	AFP	P 16,901,934.27
B	ANONYMOUS	P 1,903,100.00
C	BJMP	P 7,151,337.94
D	DBM	P 273,170.00
E	DENR	P 88,500.00
F	DILG	P 45,000.00
G	DOE	P 273,165.10
H	DOJ	P 273,165.00
I	MALACAÑANG	P 546,330.20
J	MMDA	P 510,000.00
K	NICA	P 1,000,000.00
L	NSC	P 500,000.00
M	OCD	P 499,700.00
N	PHILIPPINE MARINE	P 1,390,350.00
O	PHILIPPINE NAVY	P 5,506,950.00
P	PRIVATE DONATIONS	P 15,000.00
Q	TRANSGLOBAL CONSOLIDATIONS	P 1,000,000.00



DOMESTIC CASH DONATIONS RECEIVED BY OCD
PHP 37,877,702.51

B. Summary of Utilization for Cash Donations (as of 20 April 2021)




Total Cash Donations Received by OCD	Php 37,877,702.51
Cash Donations Utilized	Php 33,279,155.13
Funds Available	Php 4,583,547.38

C. Donations Summary

	DOMESTIC DONATION	INTERNATIONAL DONATION	GRAND TOTAL
MEDICAL SUPPLIES AND EQUIPMENT	8434	556	8990
WATER AND FOOD ITEMS	1960	4	1964
NON-FOOD ITEMS	1356	32	1388
SERVICES	164	6	170
CASH	163	-	163
VARIOUS DONATIONS	131	24	155
OTHERS	37	-	37
VACCINES	7	5	12
RENTALS	3	-	3
Total	12255	627	12882

Prepared by:


GERRY JONES M BASILIO
Duty Staff

Reviewed by


JOSE ANGELO A MANGAOANG
Officer-on-duty

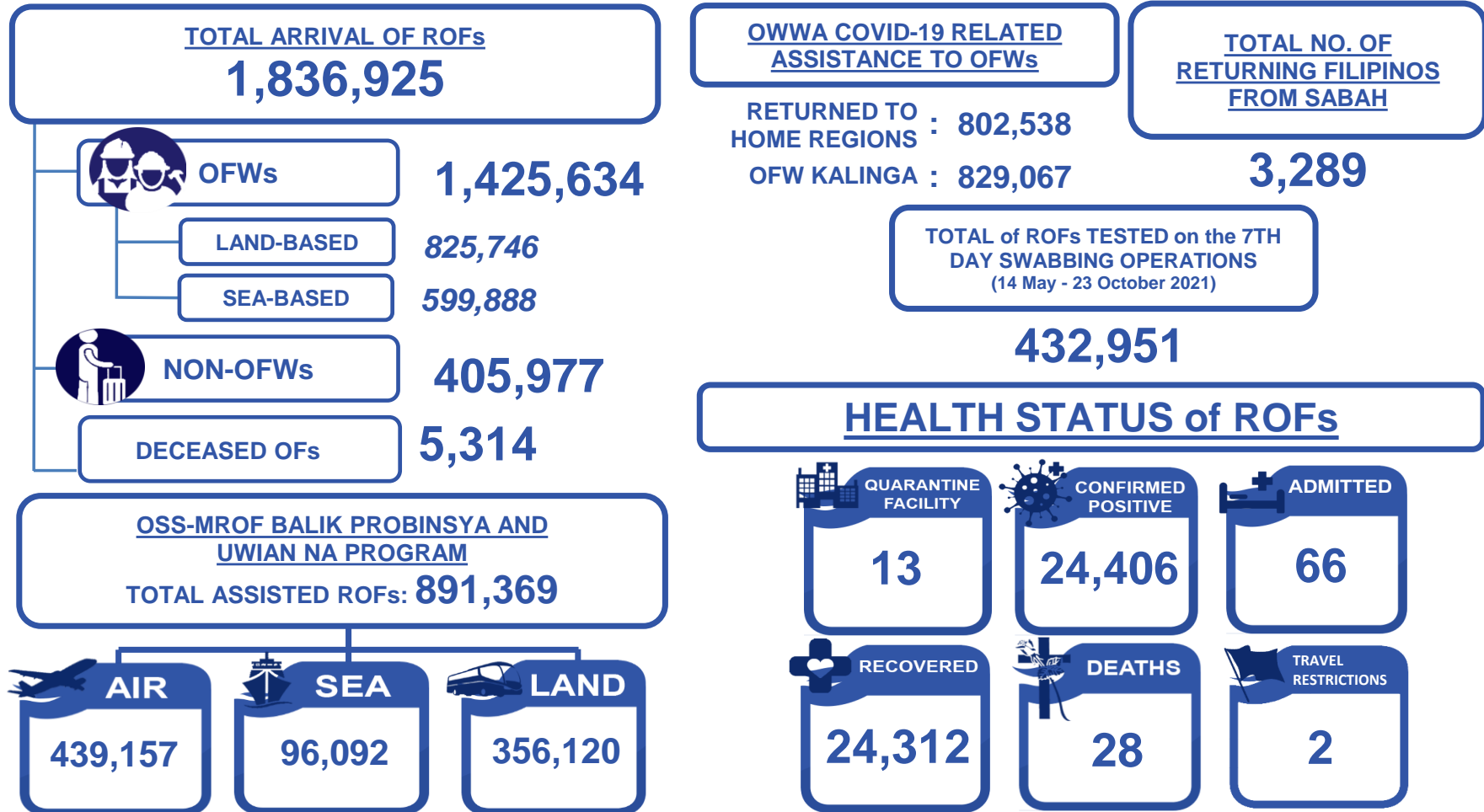
Approved by:


DIRECTOR BERNARDO RAFAELITO R ALEJANDRO IV, CESO IV, MNSA
Head, Task Group Resource Management and Logistics



Task Group on Management of Returning Overseas Filipinos

Summary Report
 09 December 2021





Task Group on Management of Returning Overseas Filipinos

TG-MROF Daily Operational Report as of 09 December 2021

ARRIVALS

ROFs	TOTAL ARRIVAL ON AIRPORTS: 1,763,627														GRAND TOTAL ARRIVAL OF ROFs	
	NINYO AQUINO INTERNATIONAL AIRPORT						CLARK INTERNATIONAL AIRPORT		MACTAN-CEBU INTERNATIONAL AIRPORT		LAOAG AIRPORT	DAVAO AIRPORT	SUBIC AIRPORT	BOHOL-PANGLAO INTERNATIONAL AIRPORT		
	Terminal 1 (23 April 2020 - 08 December 2021)		Terminal 2 (23 April 2020 - 08 December 2021)		Terminal 3 (08 July 2020 - 08 December 2021)		(05 June 2020 - 08 December 2021)		(28 June 2020 - 08 December 2021)		(18 June - 08 Dec. 2021)	(27 June - 08 Dec. 2021)	(18 June - 08 Dec. 2021)	(Nov. 18 - 08 Dec. 2021)		
	Now	Cumulative	Now	Cumulative	Now	Cumulative	Now	Cumulative	Now	Cumulative	Cumulative	Cumulative	Cumulative	Cumulative		
SUBTOTAL	1,350	445,405	2,310	544,502	736	393,924	420	186,969	799	169,024	266	9,690	13,727	120	5,667	1,836,925
OFWs	1,124	375,100	779	362,648	442	294,319	359	169,760	680	133,442	251	8,643	13,397	120	3,431	1,425,634
Land-based	1,027	275,779	389	221,146	350	163,320	260	89,839	414	54,440	241	8,129	12,764	88	2,440	825,746
Sea-based	97	99,321	390	141,502	92	130,999	99	79,921	266	79,002	10	514	633	2	991	599,888
NON-OFWs	226	70,305	1,531	181,854	294	99,605	61	17,209	119	35,582	15	1,047	330	30	2,231	405,977
Deceased OFs	5	5,314													5	5,314

ROFs	TOTAL ARRIVAL ON SEAPORTS: 67,984													
	MANILA		CEBU		SUBIC		BATAAN		TAWI-TAWI/ZAMBOANGA		DAVAO		BATANGAS	
	Now	Cumulative	Now	Cumulative	Now	Cumulative	Now	Cumulative	Now	Cumulative	Now	Cumulative	Now	Cumulative
SUBTOTAL	16	61,044	29	829	0	1,280	2	1,173	0	3,289	0	52	0	317
OFWs	16	61,044	29	829	0	1,280	2	1,173	0	3,289	0	52	0	317
Sea-based	16	61,044	29	829	0	1,280	2	1,173	0	3,289	0	52	0	317

Sources: 1) OSS Report dated 08 December 2021, 2) BOQ Report No. 568 dated 09 December 2021, 3) BOQ Human Remains Report No. 511 dated 09 December 2021, and 4) OCD BARM Report dated 22 May 2021.

TESTING (09 May 2020 - 31 January 2021)

ROFs	AIRPORTS						GRAND TOTAL OF TESTED ROFs
	NAIA			CLARK INTERNATIONAL AIRPORT	MACTAN-CEBU INTERNATIONAL AIRPORT		
	Terminal 1	Terminal 2	Terminal 3	Cumulative	Cumulative		
SUBTOTAL	193,297	270,090	186,044	67,026	42,925	810,139	
RT-PCR (Viral Test)							
Conducted by PCG	170,310	210,044	161,860	67,026	42,925	702,922	
Arranged by LMA	2,256	2,011	0	0	0	4,267	
Arranged by MARIKINA LGU	20	27	44	0	0	91	
Arranged by PAMPANGA LGU	907	1,747	592	0	0	3,246	
Conducted by PAGSS/PADL	19,804	0	23,548	0	0	43,352	
Conducted by PAL/DETOXCARE	0	56,261	0	0	0	56,261	

ROFs	SEAPORTS					
	MANILA	CEBU	SUBIC	BATAAN	TAWI-TAWI/ZAMBOANGA	DAVAO
	Cumulative	Cumulative	Cumulative	Cumulative	Cumulative	Cumulative
SUBTOTAL	47,509	119	438	697	1,966	8
RT-PCR (Viral Test)						
Conducted by PCG	47,509	119	438	697	1,966	8

Sources: 1) OSS Report dated 31 January 2021, and 2) BOQ Report No. 258 dated 02 February 2021.

6TH DAY SWABBING OPERATIONS

Agency	GRAND TOTAL OF TESTED ROFs
	Cumulative
SUBTOTAL	233,767
RT-PCR (Viral Test)	
PCG	154,815
BOQ	25,082
DETOXCARE	19,795
PADL	22,727
PRIMERCARE	11,348

Source: 1) OSS Report dated 15 May 2021. (Note: Figures from previous reports may differ due to data verification process.)

7TH DAY SWABBING OPERATIONS (May 14 - October 23, 2021)

Agency	AIRPORTS						GRAND TOTAL OF TESTED ROFs
	NAIA	CLARK	CEBU	LAOAG	DAVAO	SUBIC	
SUBTOTAL	321,248	46,491	52,624	266	3,945	8,377	432,951
RT-PCR (Viral Test)							
PCG/GOVT LABS	247,206	0	0	0	0	0	247,206
BOQ CLARK		42,376	0	0	0	0	42,376
DETOXCARE	36,528		0	0	0	0	36,528
PADL	37,514	4,115	0	0	0	0	41,629
DOH-RESU 7	0	0	52,624	0	0	0	52,624
M. MARIANO MEM HOSPITAL	0	0	0	266	0	0	266
SOUTHERN PHIL MED CTR	0	0	0	0	3,945	0	3,945
BOQ SUBIC	0	0	0	0	0	8,377	8,377

Source: 1) OSS Report dated 23 October 2021. (Note: Figures from previous reports may differ due to data verification process.)



Task Group on Management of Returning Overseas Filipinos

TG-MROF Daily Operational Report as of 09 December 2021

QUARANTINE

No. of QFs	ROFs IN TREATMENT AND MONITORING FACILITIES								ROFs IN ACCOMMODATION ESTABLISHMENTS (AEs)	
	Confirmed Positive		Admitted		Recovered		Deaths		No. of AEs	Non-OFWs
	Now	Cumulative	Now	Cumulative	Now	Cumulative	Now	Cumulative		
13	2	24,406	0	66	6	24,312	0	28	0	0

Sources: 1) BOQ Report No. 568 dated 09 December 2021. (Note: Figures from previous reports may differ due to data verification process.)

OSS-MROF BALIK PROBINSYA & UWIAN NA PROGRAM (May 25, 2020 - November 24, 2021)

ROFs ASSISTED THRU THEIR DESTINATION	MODE OF TRANSPORTATION			GRAND TOTAL
	Air (NAIA T2)	Land (PITX)	Sea (N. Harbor)	
	Cumulative	Cumulative	Cumulative	
	439,157	356,120	96,092	891,369

Sources: 1) OSS Report as of 07 December 2021 2) PITX Report (Uwian Na Program) dated 08 December 2021, and "DOT" (Halo Tulung Program) Report dated 14 May 2021. *Data starting from June 2 includes LSI and APOR. (Note: Figures from previous reports may differ due to data verification process.)

OWWA COVID-19 RELATED ASSISTANCE TO OFWs (March 2020 - October 10, 2021)

Returned to Home Regions	802,538
OFW Kalinga	829,067

Sources: 1) OWWA Monitoring Report dated 10 October 2021.

REMAINS OF DECEASED OFs

COUNTRY	COUNTRY OF ORIGIN		CAUSE OF DEATH	
	NOW	CUMULATIVE		CUMULATIVE
TOTAL	5	5,314		5,314
Saudi Arabia	0	798	COVID-19	633
USA	0	287	NON COVID-19	4,681
United Arab Emirates	0	149		
Qatar	0	67		
Kuwait	0	51		
Others	5	3,962		

Sources: 1) BOQ Human Remains Report No. 511 dated 09 December 2021. (Note: Figures from previous reports may differ due to data verification process.)

RETURNING FILIPINOS FROM SABAH

TOTAL NO. OF RETURNING FILIPINOS FROM SABAH:		3,289
First Batch	July 5, 2020	395
Second Batch	July 29, 2020	394
Third Batch	August 13, 2020	400
Fourth Batch	August 28, 2020	379
Fifth Batch	September 24, 2020	400
Sixth Batch	November 12, 2020	151
Seventh Batch	December 13-20, 2020	Failed deportation due to force majeure
Eighth Batch	March 7, 2021	316
Ninth Batch	April 17, 2021	358
Tenth Batch	May 22, 2021	496

As of June 21, 2021, **4,683** remaining Filipinos are still in Sabah for transfer.

Sources: 1) OCD BARM Report dated 22 May 2021. (Note: Figures from previous reports may differ due to data verification process.)

COUNTRIES TRAVEL CLASSIFICATION

GREEN LIST				YELLOW LIST	RED LIST
American Samoa	Japan	Pakistan	Togo	All other countries/territories/jurisdictions not otherwise listed.	Faroe Islands The Netherlands
Bhutan	Kosovo	Palau	Uganda		
Chad	Kuwait	Paraguay	United Arab Emirates		
China (Mainland)	Kyrgyzstan	Rwanda	Zambia		
Comoros	Malawi	Saint Barthelemy	Zimbabwe		
Cote d'Ivoire (Ivory Coast)	Mali	Saint Pierre and Miquelon			
Falkland Islands (Malvinas)	Marshall Islands	Saudi Arabia			
Federated States of Micronesia	Montserrat	Senegal			
Guinea	Morocco	Sierra Leone			
Guinea-Bissau	Namibia	Sint Eustatius			
Hong Kong SAR	Niger	South Africa			
India	Northern Mariana Islands	Sudan			
Indonesia	Oman	Taiwan			

Classification of "Green," "Yellow," and "Red" shall be effective from 16 November 2021 until 30 November 2021.

Sources: 1) IATF Resolution 148-A s. 2021 dated 11 November 2021.

Prepared by:	Reviewed by:	Approved by:
SGD SHARMAIN B. TUYAY Duty Staff	SGD MARVIN T MANZANO, MDRM Officer, TG MROF Coordination Center	SGD DIR. BERNARDO RAFAELITO R ALEJANDRO IV, CESO IV, MNSA Head, TG MROF Coordination Center

Republic of the Philippines
Inter-Agency Task Force
FOR THE MANAGEMENT OF EMERGENCY INFECTIOUS DISEASE
NATIONAL TASK FORCE COVID-19
Task Group on Management of Returning Overseas Filipinos

NARRATIVE REPORT
09 December 2021

ACTIONS TAKEN: Management of Returning Overseas Filipinos (MROF)

The Task Group on Management of Returning Overseas Filipinos (TG-MROF) was created by the National Incident Command-National Task Force COVID 19 to solely cater to the medical and social needs of Returning Overseas Filipinos (ROFs). The TG-MROF in coordination with various government agencies, private entities, and other task groups created to respond with the prevailing crisis, regional task units, and local government agencies that are task to facilitate the safe return of the ROFs back to their home provinces.

Members: DND, DOTr, DOLE, DILG, DFA, DOT, DSWD, DOH, OCD, OWWA, BOQ, CAAP, MARINA, PCG, PNP and AFP

ARRIVALS: As of 08 December 2021, a total of 1,836,925 **Returning Overseas Filipinos (ROFs)** arrived at the NAIA Terminals 1, 2, and 3, Clark International Airport, Mactan-Cebu International Airport, Laoag International Airport, South Harbor, Subic, Bataan, Zamboanga, and Batangas Port. Of which, a total of 1,425,634 are **OFWs** (825,746 are **land-based** and 599,888 are **sea-based**) and 405,977 are **non-OFWs**.

A total of 5,314 **deceased ROFs** had arrived in the country from 07 July 2020 – 09 December 2021. Of which, 633 died due to COVID-19.

TESTING: From May 9, 2020 to 31 January 2021, a total of 810,134 ROFs were tested thru RT-PCR.

6TH DAY OF SWABBING OPERATIONS: From 01 February to 13 May 2021, a total of 233,767 Returning Overseas Filipinos (ROFs) were tested thru RT-PCR, on the 6th day of their quarantine period.

7TH DAY OF SWABBING OPERATIONS: As of 23 October, a total of 432,951 **Returning Overseas Filipinos (ROFs)** were tested thru RT-PCR on the 7th day of their quarantine period. Of which, 247,206 were tested by PCG, 42,376 were tested by BOQ Clark, 36,528 were tested by Detoxicare, 41,629 were tested by PADL, 52,624 were tested by DOH-RESU 7, 266 were tested by M. Mariano Memorial Hospital, 3,945 were tested by Southern Philippine Medical Center, and 8,377 were tested by BOQ Subic.

QUARANTINE: As of 09 December 2021, a total of 24,406 ROFs were confirmed positive with COVID-19. Of which, 66 are admitted at 13 quarantine facilities, 24,312 were able to recover and 28 died.

OSS-MROF BALIK PROBINSYA AND UWIAN NA PROGRAM: As of 09 December 2021, a total of 891,369 ROFs were assisted back to their home provinces. Of which, 356,120 were assisted by land, 439,157 by air, and 96,092 by sea.

OWWA COVID-19 RELATED ASSISTANCE TO OFWs: From March 2020 to 10 October, 2021, a total of 829,067 OFWs were assisted by OWWA on their "Returned to Home Regions" program and 802,538 OFWs are also assisted through "OFW Kalinga" program.

RETURNING FILIPINOS (REFs) from SABAH: As of 22 May 2021, a total of 3,289 REFs from Sabah had arrived in the country. While as of 21 June 2021, a total of 4,683 remaining Filipinos are still in Sabah for transfer.

TRAVEL BANNED COUNTRIES: As of 16 November 2021, the IATF approved the imposition of travel restriction on Faroe Islands and The Netherlands by placing it under the Red List while 44 countries was listed under Green List effective from November 16, 2021 until November 30, 2021.

Prepared by:

SGD
SHARMAIN B. TUYAY
Duty Staff

Reviewed by:

SGD
MR MARVIN T. MANZANO
Officer, TG MROF Coordination Center

Approved by:

SGD
DIR. BERNARDO RAFAELITO R. ALEJANDRO IV, CESO IV, MNSA
Head, TG MROF Coordination Center