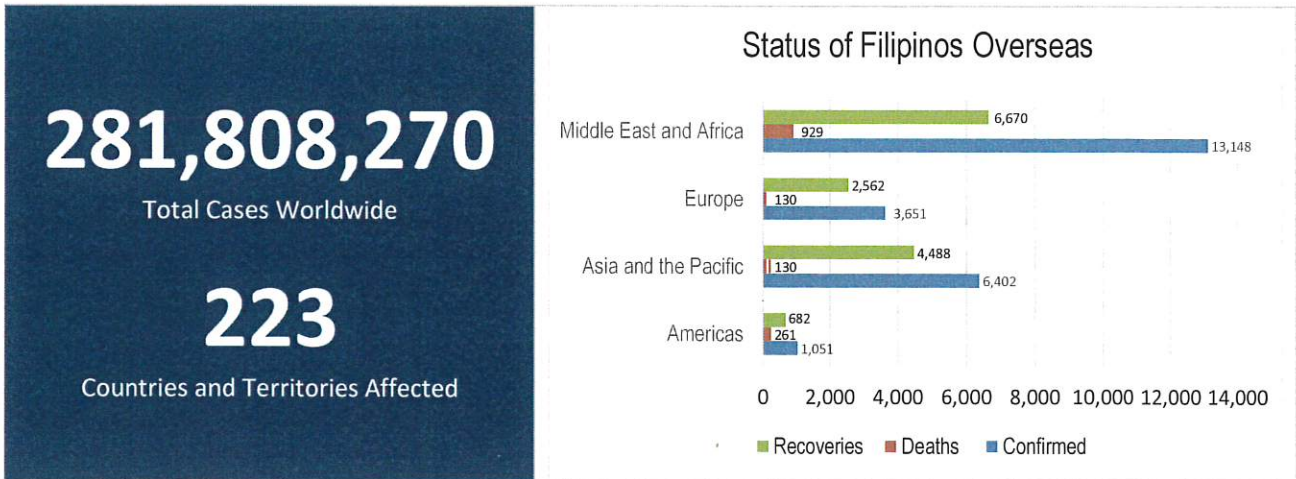




NATIONAL TASK FORCE
CORONAVIRUS DISEASE-2019
SITUATIONAL REPORT NO. 640

Issued on 1200H, 01 January 2022
 Report Coverage: 31 December 2021

GLOBAL SITUATION

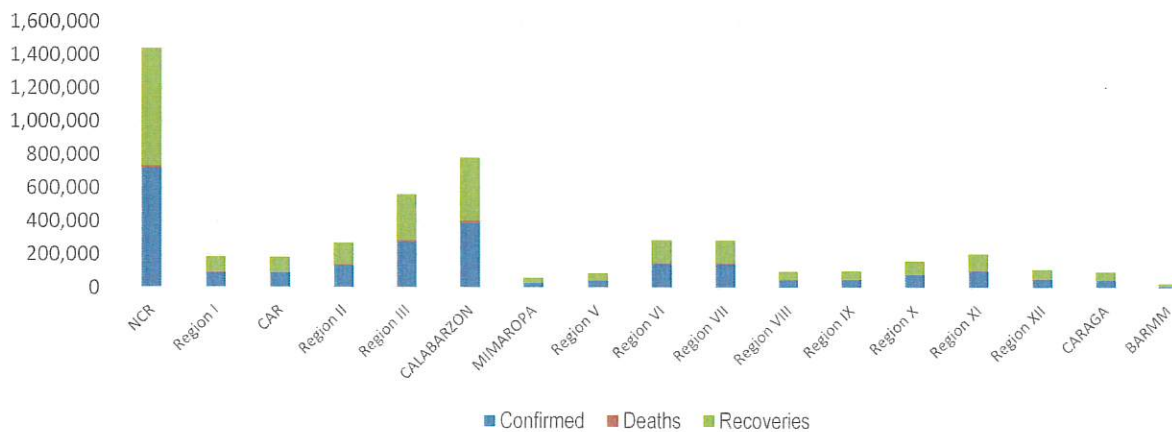


Source: WHO Global Data as of 30 December 2021

PHILIPPINE SITUATION

	<i>TOTAL</i>	<i>NEW</i>	<i>REMARKS</i>
TOTAL CASES	2,847,486	+3,617	
ACTIVE CASES	17,374		0.6% Positivity Rate
DEATHS	51,545	+43	1.81% Case Fatality Rate
RECOVERIES	2,778,567	+468	97.6% Case Recovery Rate

Summary of Cases per Region

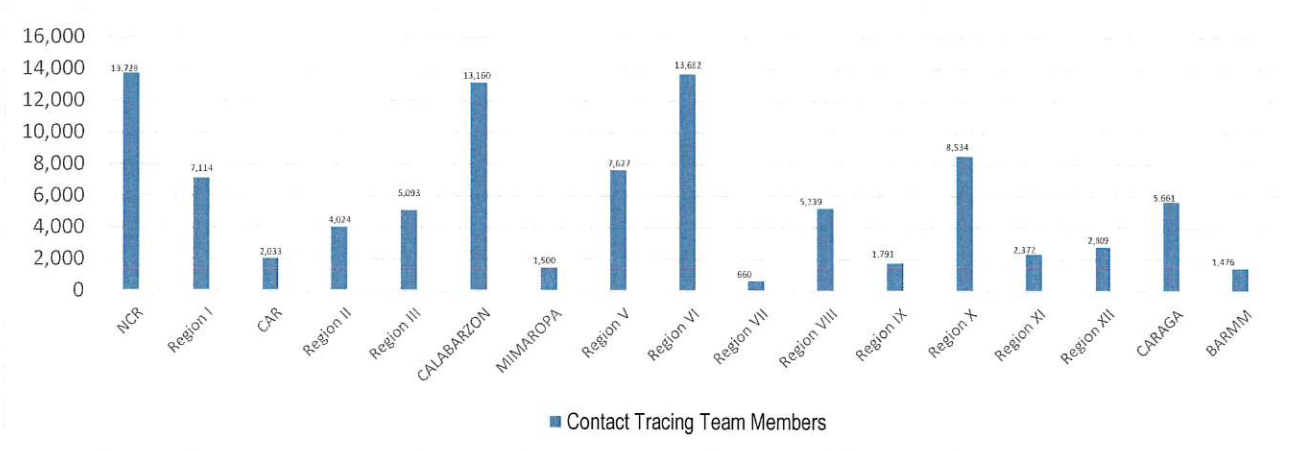


P-D-I-T-R STRATEGY

With reference to the National Action Plan (NAP) for COVID-19, the National Task Force is intensifying efforts to PREVENT the spread of the COVID-19, TEST individuals, and communities, ISOLATE those that are identified to be confirmed cases, TREAT and provide with appropriate health care, and REINTEGRATE them back to the community.

DETECTs

DETECT entails active screening of those presenting with signs and symptoms of COVID-19 in the community as well as other disease surveillance activities. For this purpose, contact tracing teams have been organized and provided with appropriate training. Summary is as follows:



The overall results of contact tracing are summarized as follows:

1:11 Case: Close Contacts Ratio	41% Close Contacts Listed, Traced, and Assessed within 24 hours
---	---

Data as of 24 December 2021

Also, part of DETECT strategy is the enhancement of the COVID-19 testing capacities of the country. For this purpose, testing laboratories are setup and provided with appropriate licensing. The summary is as follows:

310 Licensed RT-PCR and GeneXpert Laboratories	19 Laboratories with Ongoing Licensing Applications
--	---

The overall testing results is summarized as follows:

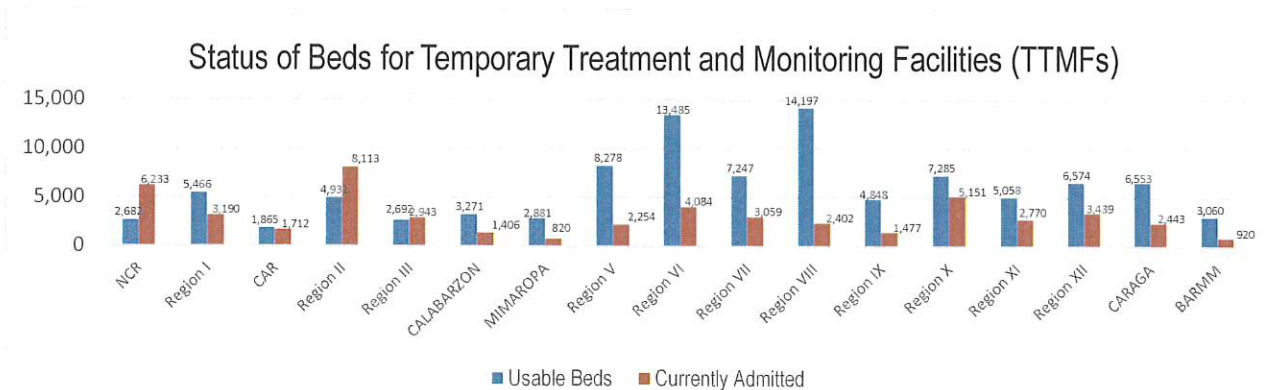
	TOTAL	NEW
TESTS CONDUCTED	25,273,037	+24,064
UNIQUE INDIVIDUALS TESTED	23,769,992	+22,671
POSITIVITY RATE	12.71%	
BACKLOGS	9	

To aid in the testing efforts, Mega Swabbing Sites have been established. The outputs of the Mega Swabbing Sites are as follows:

	TOTAL	NEW
ACT MOBILE TEAM	436,674	-
MOA ARENA	411,986	-
NINOY AQUINO STADIUM	455,432	-
PHILIPPINE SPORTS ARENA	624,910	-

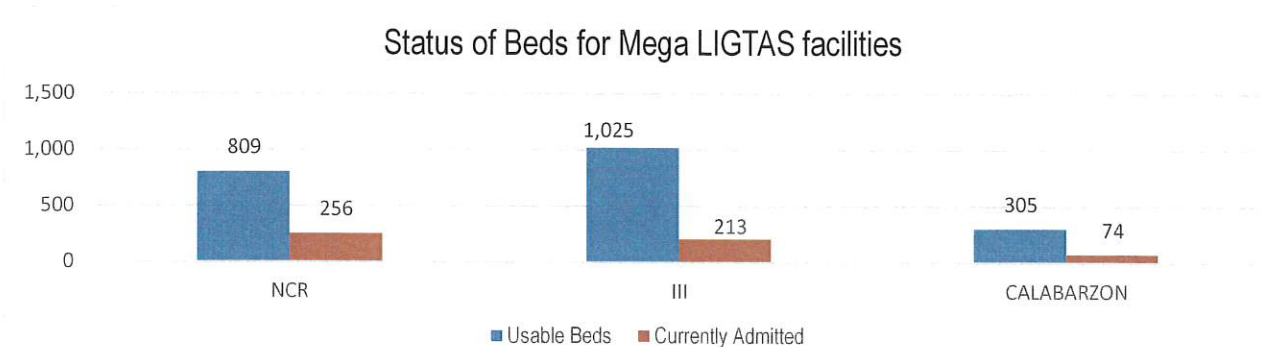
ISOLATE

Isolate involves implementation of measures to separate those identified as exposed and confirmed cases and provide medical interventions to further prevent the spread of the disease. This strategy involves setting up of Temporary Treatment and Monitoring Facilities (TTMFs). The summary of TTMFs established is as follows:



Source: DOH as of 07 September 2021

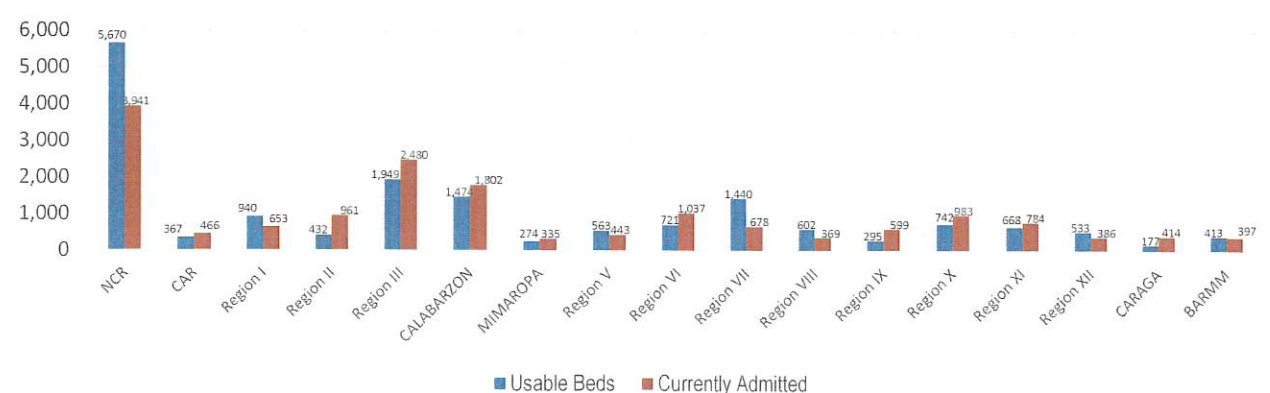
Aside from the TTMFs, Mega LIGTAS facilities have also been established. The summary of occupancies for the Mega LIGTAS facilities is as follows:



Source: DOH as of 15 October 2021

TREAT

For the TREAT strategy, One Hospital Command has been established to facilitate a centralized referral system. Further, wards, isolation, and intensive care units are in operation to provide treatment services for COVID-19 positives. The occupancy rate for all beds dedicated to COVID-19 (Ward, Isolation, Intensive Care) among reporting hospitals is summarized as follows.



Source: DOH as of 07 September 2021


DONATIONS MONITORING

In terms of resources, the following is the summary of total domestic and international donations received by the Philippine government, particularly various medical supplies, monitored by OCD in compliance with the Administrative Order No. 27, s. 2020, signed by the President of the Philippines on 31 March 2020.




MANAGEMENT OF RETURNING OVERSEAS FILIPINOS

Returning Overseas Filipinos are provided with assistance by facilitating their arrival from different points of origin abroad until their return to their respective homes, and attend to their medical and social needs, in order to give them comfort, ensure their safety, and prevent the spread of COVID-19. The following is the summary of ROFs



For the Chairperson, NDRRMC:



UNDERSECRETARY RICARDO B JALAD
Executive Director, NDRRMC and
Administrator, OCD

REFERENCES: Reports from
World Health Organization
Office of Civil Defense
Department of Health
Department of the Interior and Local Government
Department of Foreign Affairs

ANNEXES:
Breakdown of Returning Overseas Filipinos
Breakdown of Resource Management and Logistics

NOTE:
Other reports are available upon request



Republic of the Philippines
 INTER-AGENCY TASK FORCE
 FOR THE MANAGEMENT OF EMERGING INFECTIOUS DISEASE
 NATIONAL TASK FORCE - COVID-19
TASK GROUP RESOURCE MANAGEMENT AND LOGISTICS



Situation Report
 As of 22 December 2021

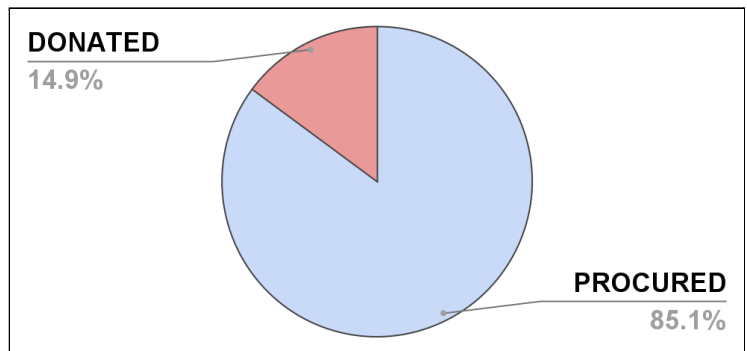
I. DOH-OCD DISTRIBUTION OF SUPPLIES

PARTICULARS	DISPATCHED (PROCURED)	DISPATCHED (DONATED)	DISPATCHED (TOTAL)
Protective Gown	5,509,879	181,635	5,691,514
Protective Suit (Clothing)	5,969,794	213,305	6,183,099
Masks (Surgical)	23,319,579	8,417,576	31,737,155
Head Cover	5,952,274	35,250	5,987,524
Shoe Cover	6,321,149	82,620	6,403,769
Gloves (Surgical)	14,307,812	1,175,900	15,483,712
Goggles	1,050,811	284,498	1,335,309
Masks (N95)	6,224,329	432,025	6,656,354
Masks (KN95)	2,986,742	793,648	3,780,390
Face Shield	4,797,169	439,507	5,236,676
Non-Invasive Ventilator	0	30	30
Alcohol (500ml)	12,608	46,832	59,440

Most distributed medical supply (Procured)	Surgical Mask (23,319,579) pieces
Most distributed medical supply (Donated)	Surgical Mask (8,417,576) pieces
Average Dispatch Percentage (Combined)	96.58%

II. SUMMARY OF PROCURED AND DONATED ITEMS

Total Items Dispatched	114,475,871 individual pieces
Total Procured Items Dispatched	97,430,314 individual pieces
Total Donated Items Dispatched	17,045,557 individual pieces



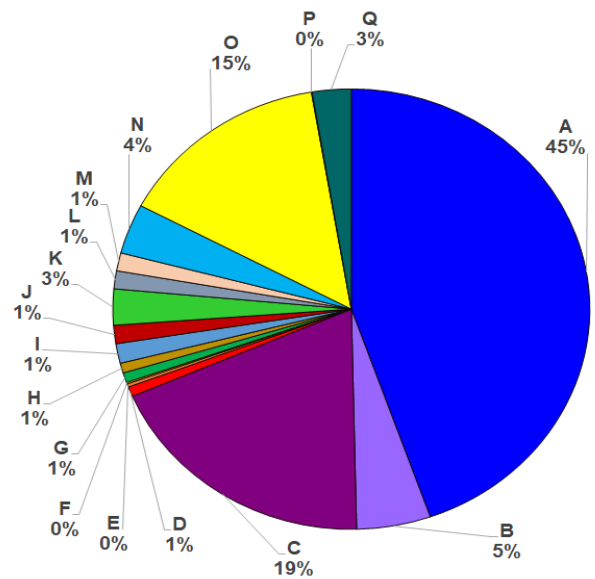
III. STATUS OF PROCURED COVID-19 ANTIGEN KITS

BATCH	TOTAL PROCURED	TOTAL DISPATCHED	BALANCE
BATCH 1 (ABBOTT)	500,000	500,000	0
		100.00%	0.00%
BATCH 2 (SD BIOSENSOR)	50,000	50,000	0
		100.00%	0.00%
BATCH 3 (RAPIGEN)	15,500	15,500	0
		100.00%	0.00%

IV. DONATIONS MONITORING (as of 20 April 2021)

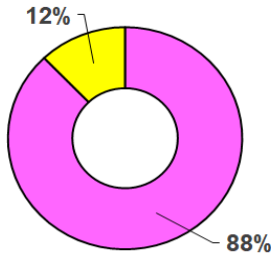
A. Financial Donations Received by OCD

A	AFP	P 16,901,934.27
B	ANONYMOUS	P 1,903,100.00
C	BJMP	P 7,151,337.94
D	DBM	P 273,170.00
E	DENR	P 88,500.00
F	DILG	P 45,000.00
G	DOE	P 273,165.10
H	DOJ	P 273,165.00
I	MALACAÑANG	P 546,330.20
J	MMDA	P 510,000.00
K	NICA	P 1,000,000.00
L	NSC	P 500,000.00
M	OCD	P 499,700.00
N	PHILIPPINE MARINE	P 1,390,350.00
O	PHILIPPINE NAVY	P 5,506,950.00
P	PRIVATE DONATIONS	P 15,000.00
Q	TRANSGLOBAL CONSOLIDATIONS	P 1,000,000.00



DOMESTIC CASH DONATIONS RECEIVED BY OCD
PHP 37,877,702.51

B. Summary of Utilization for Cash Donations (as of 20 April 2021)




Total Cash Donations Received by OCD	Php 37,877,702.51
Cash Donations Utilized	Php 33,279,155.13
Funds Available	Php 4,583,547.38

C. Donations Summary

	DOMESTIC DONATION	INTERNATIONAL DONATION	GRAND TOTAL
MEDICAL SUPPLIES AND EQUIPMENT	8434	556	8990
WATER AND FOOD ITEMS	1960	4	1964
NON-FOOD ITEMS	1356	32	1388
SERVICES	164	6	170
CASH	163	-	163
VARIOUS DONATIONS	131	24	155
OTHERS	37	-	37
VACCINES	7	5	12
RENTALS	3	-	3
Total	12255	627	12882

Prepared by:


GERRY JONES BASILIO
Duty Staff

Reviewed by


JOSE ANGELO A MANGAOANG
Officer-on-duty

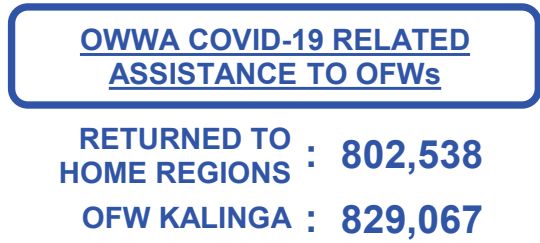
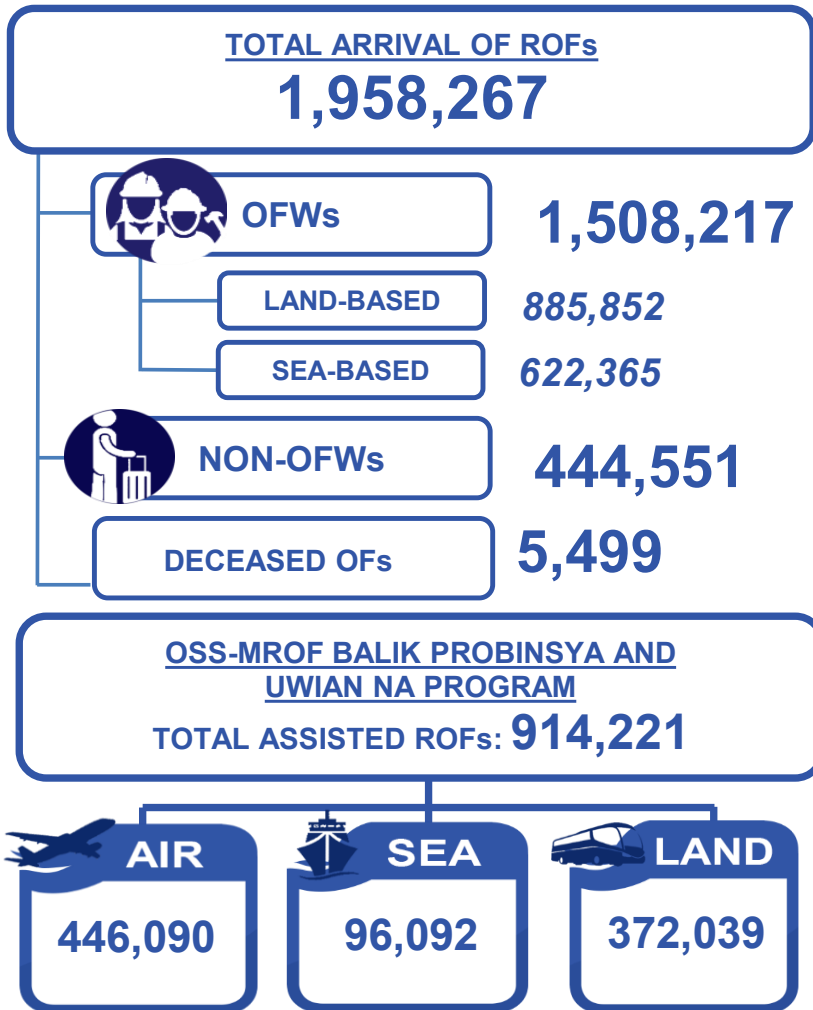
Approved by:


DIRECTOR BERNARDO RAFAELITO R ALEJANDRO IV, CESO IV, MNSA
Head, Task Group Resource Management and Logistics



Task Group on Management of Returning Overseas Filipinos


Summary Report
 31 December 2021



TOTAL of ROFs TESTED on the 7TH DAY SWABBING OPERATIONS
 (14 May - 23 October 2021)

432,951

HEALTH STATUS of ROFs





Task Group on Management of Returning Overseas Filipinos

TG-MROF Daily Operational Report as of 31 December 2021

ARRIVALS

ROFs	TOTAL ARRIVAL ON AIRPORTS: 1,883,462														GRAND TOTAL ARRIVAL OF ROFs	
	NINYO AQUINO INTERNATIONAL AIRPORT						CLARK INTERNATIONAL AIRPORT		MACTAN-CEBU INTERNATIONAL AIRPORT		LAOAG AIRPORT	DAVAO AIRPORT	SUBIC AIRPORT	BOHOL-PANGLAO AIRPORT		
	Terminal 1 (23 April 2020 - 30 December 2021)		Terminal 2 (23 April 2020 - 30 December 2021)		Terminal 3 (08 July 2020 - 30 December 2021)		(05 June 2020 - 30 December 2021)		(28 June 2020 - 30 December 2021)		(18 June - 30 Dec. 2021)	(27 June - 30 Dec. 2021)	(18 June - 30 Dec. 2021)	(Nov. 18 - 30 Dec. 2021)		
	Now	Cumulative	Now	Cumulative	Now	Cumulative	Now	Cumulative	Now	Cumulative	Cumulative	Cumulative	Cumulative	Cumulative		
SUBTOTAL	1,753	477,225	1,238	585,025	667	416,053	456	200,095	108	176,420	405	11,671	16,448	120	4,293	1,958,267
OFWs	1,499	401,842	707	381,553	346	308,315	412	181,503	37	139,026	381	10,198	16,003	120	3,072	1,508,217
Land-based	1,356	298,955	491	232,320	162	172,982	306	98,345	37	58,069	352	9,454	15,287	88	2,352	885,852
Sea-based	143	102,887	216	149,233	184	135,333	106	83,158	0	80,957	29	744	716	2	720	622,365
NON-OFWs	254	75,383	531	203,472	321	107,738	44	18,592	71	37,394	24	1,473	445	30	1,221	444,551
Deceased OFs	0	5,499													0	5,499

ROFs	TOTAL ARRIVAL ON SEAPORTS: 69,306													
	MANILA		CEBU		SUBIC		BATAAN		TAWI-TAWI/ZAMBOANGA		DAVAO		BATANGAS	
	Now	Cumulative	Now	Cumulative	Now	Cumulative	Now	Cumulative	Now	Cumulative	Now	Cumulative	Now	Cumulative
SUBTOTAL	71	62,292	0	843	0	1,285	0	1,196	0	3,289	0	84	0	317
OFWs	71	62,292	0	843	0	1,285	0	1,196	0	3,289	0	84	0	317
Sea-based	71	62,292	0	843	0	1,285	0	1,196	0	3,289	0	84	0	317

Sources: 1) OSS Report dated 30 December 2021, 2) BOQ Report No. 590 dated 31 December 2021, 3) BOQ Human Remains Report No. 533 dated 31 December 2021, and 4) OCD BARRM Report dated 22 May 2021.

TESTING (09 May 2020 - 31 January 2021)

ROFs	AIRPORTS						GRAND TOTAL OF TESTED ROFs
	NAIA			CLARK INTERNATIONAL AIRPORT	MACTAN-CEBU INTERNATIONAL AIRPORT		
	Terminal 1	Terminal 2	Terminal 3	Cumulative	Cumulative		
SUBTOTAL	193,297	270,090	186,044	67,026	42,925	810,139	
RT-PCR (Viral Test)							
Conducted by PCG	170,310	210,044	161,860	67,026	42,925	702,922	
Arranged by LMA	2,256	2,011	0	0	0	4,267	
Arranged by MARIKINA LGU	20	27	44	0	0	91	
Arranged by PAMPANGA LGU	907	1,747	592	0	0	3,246	
Conducted by PAGSS/PADL	19,804	0	23,548	0	0	43,352	
Conducted by PAL/DETOXICARE	0	56,261	0	0	0	56,261	
ROFs	SEAPORTS						
	MANILA	CEBU	SUBIC	BATAAN	TAWI-TAWI/ZAMBOANGA	DAVAO	
	Cumulative	Cumulative	Cumulative	Cumulative	Cumulative	Cumulative	
SUBTOTAL	47,509	119	438	697	1,986	8	
RT-PCR (Viral Test)							
Conducted by PCG	47,509	119	438	697	1,986	8	

Sources: 1) OSS Report dated 31 January 2021, and 2) BOQ Report No. 258 dated 02 February 2021.

6TH DAY SWABBING OPERATIONS

Agency	GRAND TOTAL OF TESTED ROFs
	Cumulative
SUBTOTAL	233,767
RT-PCR (Viral Test)	
PCG	154,815
BOQ	25,082
DETOXICARE	19,795
PADL	22,727
PRIMER CARE	11,348

Sources: 1) OSS Report dated 15 May 2021. (Note: Figures from previous reports may differ due to data verification process.)

7TH DAY SWABBING OPERATIONS (May 14 - October 23, 2021)

Agency	AIRPORTS						GRAND TOTAL OF TESTED ROFs
	NAIA	CLARK	CEBU	LAOAG	DAVAO	SUBIC	
	Cumulative	Cumulative	Cumulative	Cumulative	Cumulative	Cumulative	
SUBTOTAL	321,248	46,491	52,624	266	3,945	8,377	432,951
RT-PCR (Viral Test)							
PCG/GOV'T LABS	247,206	0	0	0	0	0	247,206
BOQ CLARK		42,376	0	0	0	0	42,376
DETOXICARE	36,528	0	0	0	0	0	36,528
PADL	37,514	4,115	0	0	0	0	41,629
DOH-RESU 7	0	0	52,624	0	0	0	52,624
M. MARIANO MEM HOSPITAL	0	0	0	266	0	0	266
SOUTHERN PHIL MED CTR	0	0	0	0	3,945	0	3,945
BOQ SUBIC	0	0	0	0	0	8,377	8,377

Sources: 1) OSS Report dated 23 October 2021. (Note: Figures from previous reports may differ due to data verification process.)



Republic of the Philippines
INTER-AGENCY TASK FORCE
FOR THE MANAGEMENT OF EMERGING INFECTIOUS DISEASE
NATIONAL TASK FORCE AGAINST COVID-19



Task Group on Management of Returning Overseas Filipinos

TG-MROF Daily Operational Report as of 31 December 2021

QUARANTINE

ROFs IN TREATMENT AND MONITORING FACILITIES								ROFs IN ACCOMMODATION ESTABLISHMENTS (AEs)		
No. of QFs	Confirmed Positive		Admitted		Recovered		Deaths		No. of AEs	Non-OFWs
	Now	Cumulative	Now	Cumulative	Now	Cumulative	Now	Cumulative		
11	155	25,176	117	503	38	24,645	0	28	0	0

Source: 1) BOQ Report No. 590 dated 31 December 2021. (Note: Figures from previous reports may differ due to data verification process.)

OSS-MROF BALIK PROBINSYA & UWIAN NA PROGRAM (May 25, 2020 - December 30, 2021)

ROFs ASSISTED THRU THEIR DESTINATION	MODE OF TRANSPORTATION			GRAND TOTAL
	Air (NAIA T2)	Land (PITX)	Sea (N. Harbor)	
	Cumulative	Cumulative	Cumulative	
	446,090	372,039	96,092	914,221

Source: 1) OSS Report as of 30 December 2021, 2) PITX Report (Uwian Na Program) dated 31 December 2021, and *DOTr (Hatid Tulong Program) Report dated 14 May 2021.
*Data starting from June 2 includes LSI and APOR. (Note: Figures from previous reports may differ due to data verification process.)

OWWA COVID-19 RELATED ASSISTANCE TO OFWs (March 2020 - November 2021)

Returned to Home Regions	802,538
OFW Kalinga	829,067

Source: 1) OWWA Monitoring Report dated November 2021.

REMAINS OF DECEASED OFs

COUNTRY OF ORIGIN			CAUSE OF DEATH	
COUNTRY	NOW	CUMULATIVE		CUMULATIVE
TOTAL	0	5,499		5,499
Saudi Arabia	0	798	COVID-19	633
USA	0	287	NON COVID-19	4,866
United Arab Emirates	0	149		
Qatar	0	67		
Kuwait	0	51		
Others	0	4,147		

Source: 1) BOQ Human Remains Report No. 533 dated 31 December 2021. (Note: Figures from previous reports may differ due to data verification process.)

RETURNING FILIPINOS FROM SABAH

TOTAL NO. OF RETURNING FILIPINOS FROM SABAH:	3,289	
First Batch	July 5, 2020	395
Second Batch	July 29, 2020	394
Third Batch	August 13, 2020	400
Fourth Batch	August 28, 2020	379
Fifth Batch	September 24, 2020	400
Sixth Batch	November 12, 2020	151
Seventh Batch	December 13-20, 2020	Failed deportation due to force majeure
Eighth Batch	March 7, 2021	316
Ninth Batch	April 17, 2021	358
Tenth Batch	May 22, 2021	496
As of June 21, 2021, 4,683 remaining Filipinos are still in Sabah for transfer.		

Source: 1) OCD BARM Report dated 22 May 2021. (Note: Figures from previous reports may differ due to data verification process.)

COUNTRIES TRAVEL CLASSIFICATION

GREEN LIST			YELLOW LIST	RED LIST
Bangladesh	The Gambia	Pakistan	Uganda and United Arab Emirates	Andorra
Benin	Ghana	Paraguay		France
Bhutan	Guinea	Rwanda		Monaco
British Virgin Islands	HongKong	Saba (Special municipality of the Saint Barthelemy)		Northern Mariana Islands
Chad	Indonesia	Saint Pierre and Miquelon		Reunion
People's Republic of China	Japan	Senegal		San Marino
Comoros	Kenya	Sierra Leone		South Africa
Federated States of Micronesia	Kosovo	Sint Eustatius		Switzerland
Ivory Coast	Kuwait	Sudan		
Republic of Congo	Kyrgyzstan	Taiwan		
Guinea-Bissau	Liberia	Timor-Leste		
Djibouti	Montserrat	Togo		
Equatorial Guinea	Morocco			
Falkland Islands	Oman			

All other countries/territories/jurisdictions not otherwise listed.

Classification of "Green," "Yellow," and "Red" shall be effective from 15 December 2021 until 31 December 2021.

Sources: 1) IATF Resolution 154-B s. 2021 dated 14 December 2021.

Prepared by:

Reviewed by:

Approved by:

(SGD)
ARIANNE JEWEL G. PEROLA
Duty Staff

(SGD)
MARVIN T MANZANO, MDRM
Officer, TG MROF Coordination Center

(SGD)
DIR. BERNARDO RAFAELITO R ALEJANDRO IV, CESO IV, MNSA
Head, TG MROF Coordination Center

Republic of the Philippines
Inter-Agency Task Force
FOR THE MANAGEMENT OF EMERGENCY INFECTIOUS DISEASE
NATIONAL TASK FORCE COVID-19
Task Group on Management of Returning Overseas Filipinos

NARRATIVE REPORT
31 December 2021

ACTIONS TAKEN: Management of Returning Overseas Filipinos (MROF)

The Task Group on Management of Returning Overseas Filipinos (TG-MROF) was created by the National Incident Command-National Task Force COVID 19 to solely cater to the medical and social needs of Returning Overseas Filipinos (ROFs). The TG-MROF in coordination with various government agencies, private entities, and other task groups created to respond with the prevailing crisis, regional task units, and local government agencies that are task to facilitate the safe return of the ROFs back to their home provinces.

Members: DND, DOTr, DOLE, DILG, DFA, DOT, DSWD, DOH, OCD, OWWA, BOQ, CAAP, MARINA, PCG, PNP and AFP

ARRIVALS: As of 30 December 2021, a total of 1,958,267 **Returning Overseas Filipinos (ROFs)** arrived at the NAIA Terminals 1, 2, and 3, Clark International Airport, Mactan-Cebu International Airport, Laoag International Airport, South Harbor, Subic, Bataan, Zamboanga, and Batangas Port. Of which, a total of 1,508,217 are **OFWs** (885,852 are **land-based** and 622,365 are **sea-based**) and 444,451 are **non-OFWs**.

A total of 5,499 **deceased ROFs** had arrived in the country from 07 July 2020 – 31 December 2021. Of which, 633 died due to COVID-19.

TESTING: From May 9, 2020 to 31 January 2021, a total of 810,134 ROFs were tested thru RT-PCR.

6TH DAY OF SWABBING OPERATIONS: From 01 February to 13 May 2021, a total of 233,767 Returning Overseas Filipinos (ROFs) were tested thru RT-PCR, on the 6th day of their quarantine period.

7TH DAY OF SWABBING OPERATIONS: As of 23 October, a total of 432,951 **Returning Overseas Filipinos (ROFs)** were tested thru RT-PCR on the 7th day of their quarantine period. Of which, 247,206 were tested by PCG, 42,376 were tested by BOQ Clark, 36,528 were tested by Detoxicare, 41,629 were tested by PADL, 52,624 were tested by DOH-RESU 7, 266 were tested by M. Mariano Memorial Hospital, 3,945 were tested by Southern Philippine Medical Center, and 8,377 were tested by BOQ Subic.

QUARANTINE: As of 31 December, a total of 25,176 ROFs were confirmed positive with COVID-19. Of which, 503 are admitted at 11 quarantine facilities, 24,645 were able to recover and 28 died.

OSS-MROF BALIK PROBINSYA AND UWIAN NA PROGRAM: As of 30 December 2021, a total of 914,221 ROFs were assisted back to their home provinces. Of which, 372,039 were assisted by land, 446,090 by air, and 96,092 by sea.

OWWA COVID-19 RELATED ASSISTANCE TO OFWs: From March 2020 to 10 October, 2021, a total of 829,067 OFWs were assisted by OWWA on their “Returned to Home Regions” program and 801,037 OFWs are also assisted through “OFW Kalinga” program.

RETURNING FILIPINOS (REFs) from SABAH: As of 22 May 2021, a total of 3,289 REFs from Sabah had arrived in the country. While as of 21 June 2021, a total of 4,683 remaining Filipinos are still in Sabah for transfer.

TRAVEL BANNED COUNTRIES: As of 14 December 2021, the IATF approved the imposition of travel restriction on Andorra, France, Monaco, Northern Mariana Islands, Reunion, San Marino, South Africa, and Switzerland by placing it under the Red List while 41 countries was listed under Green List effective from December 15, 2021 until December 31, 2021.

Prepared by:
(SGD)
ARIANNE JEWEL G. PEROLA
Duty Staff

Reviewed by:
(SGD)
MR MARVIN T. MANZANO
Officer, TG MROF Coordination Center

Approved by:
(SGD)
DIR. BERNARDO RAFAELITO R. ALEJANDRO IV, CESO IV, MNSA
Head, TG MROF Coordination Center