



REPUBLIC OF THE PHILIPPINES  
**NATIONAL DISASTER RISK REDUCTION AND MANAGEMENT COUNCIL**

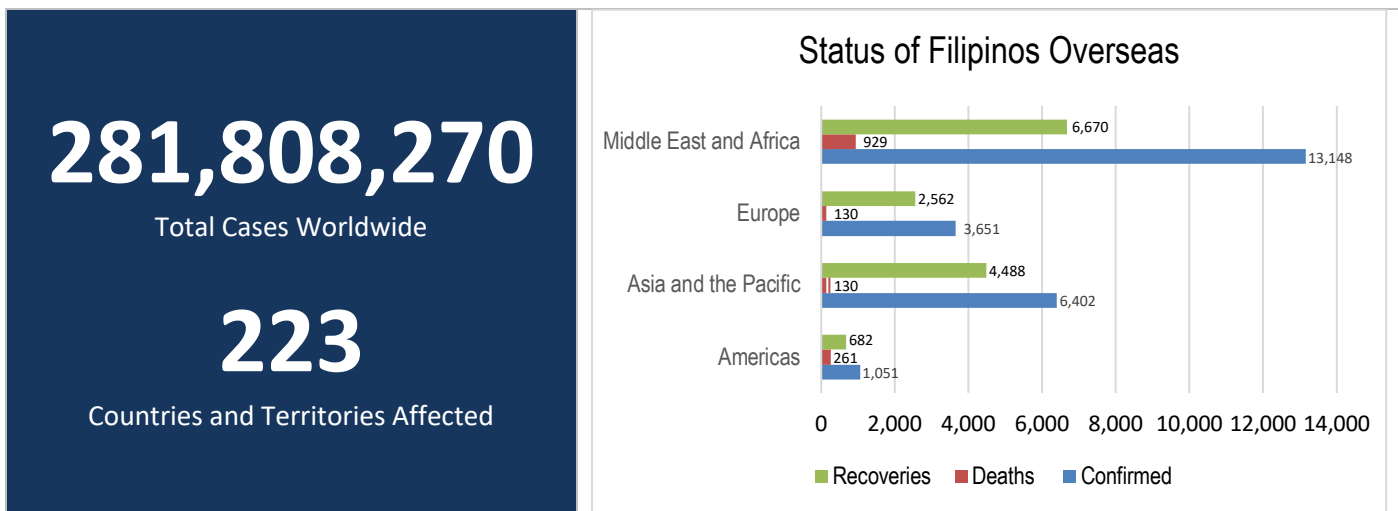
National Disaster Risk Reduction and Management Center, Camp Aguinaldo, Quezon City, Philippines

NATIONAL TASK FORCE  
**CORONAVIRUS DISEASE-2019**  
**SITUATIONAL REPORT NO. 642**

Issued on 1200H, 03 January 2022

Report Coverage: 02 January 2022

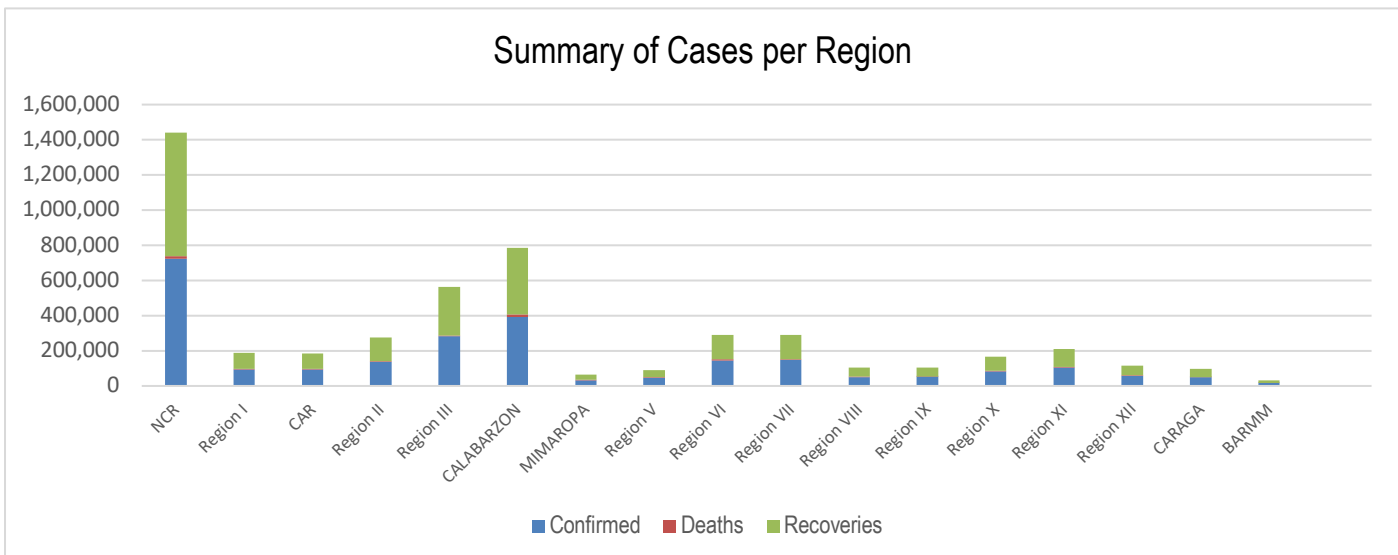
**GLOBAL SITUATION**



Source: WHO Global Data as of 29 December 2021

**PHILIPPINE SITUATION**

	<i>TOTAL</i>	<i>NEW</i>	<i>REMARKS</i>
<b>TOTAL CASES</b>	<b>2,855,819</b>	+4,084	
<b>ACTIVE CASES</b>	<b>24,992</b>		<b>0.9%</b> Positivity Rate
<b>DEATHS</b>	<b>51,586</b>	+16	<b>1.81%</b> Case Fatality Rate
<b>RECOVERIES</b>	<b>2,779,241</b>	+497	<b>97.3%</b> Case Recovery Rate

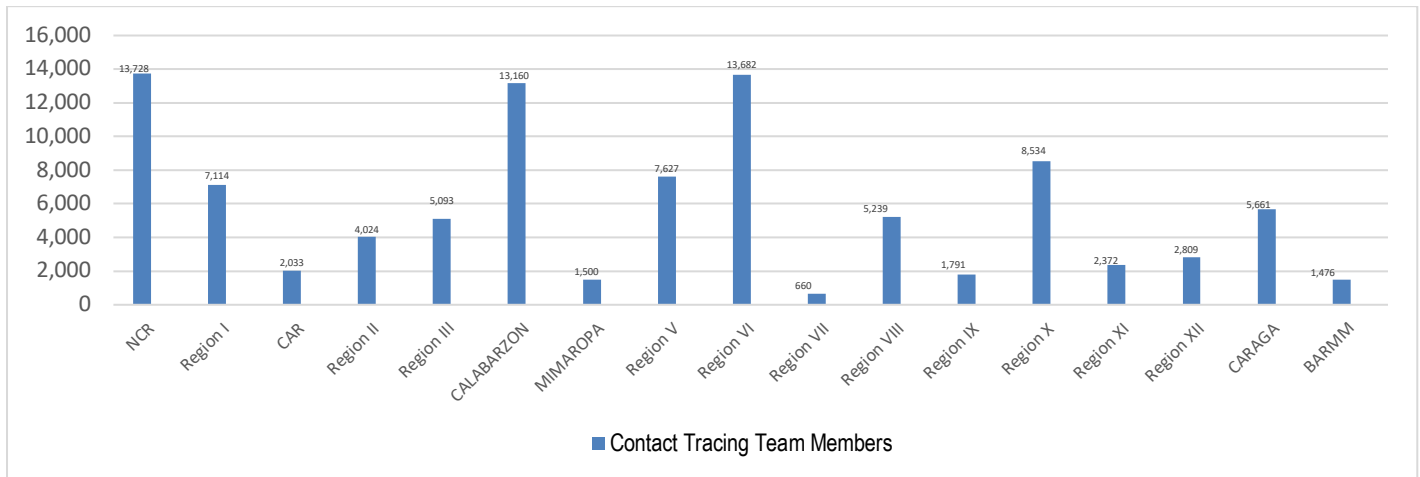


# P-D-I-T-R STRATEGY

With reference to the National Action Plan (NAP) for COVID-19, the National Task Force is intensifying efforts to PREVENT the spread of the COVID-19, TEST individuals, and communities, ISOLATE those that are identified to be confirmed cases, TREAT and provide with appropriate health care, and REINTEGRATE them back to the community.

## DETECTs

DETECT entails active screening of those presenting with signs and symptoms of COVID-19 in the community as well as other disease surveillance activities. For this purpose, contact tracing teams have been organized and provided with appropriate training. Summary is as follows:



The overall results of contact tracing are summarized as follows:

<h1>1:11</h1> <p>Case: Close Contacts Ratio</p>	<h1>41%</h1> <p>Close Contacts Listed, Traced, and Assessed within 24 hours</p>
---	---

Data as of 24 December 2021

Also, part of DETECT strategy is the enhancement of the COVID-19 testing capacities of the country. For this purpose, testing laboratories are setup and provided with appropriate licensing. The summary is as follows:

<h1>310</h1> <p>Licensed RT-PCR and GeneXpert Laboratories</p>	<h1>19</h1> <p>Laboratories with Ongoing Licensing Applications</p>
--	---

The overall testing results is summarized as follows:

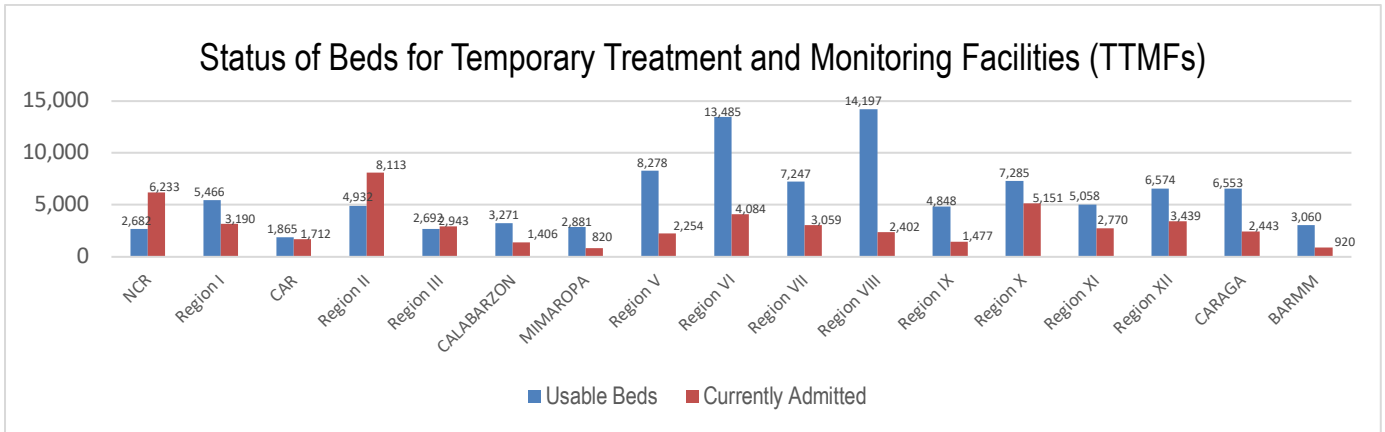
	TOTAL	NEW
TESTS CONDUCTED	<b>25,321,963</b>	+24,110
UNIQUE INDIVIDUALS TESTED	<b>23,816,640</b>	+22,645
POSITIVITY RATE	<b>12.73%</b>	
BACKLOGS	<b>2</b>	

To aid in the testing efforts, Mega Swabbing Sites have been established. The outputs of the Mega Swabbing Sites are as follows:

	TOTAL	NEW
ACT MOBILE TEAM	<b>436,674</b>	-
MOA ARENA	<b>411,986</b>	-
NINOY AQUINO STADIUM	<b>455,432</b>	-
PHILIPPINE SPORTS ARENA	<b>624,910</b>	-

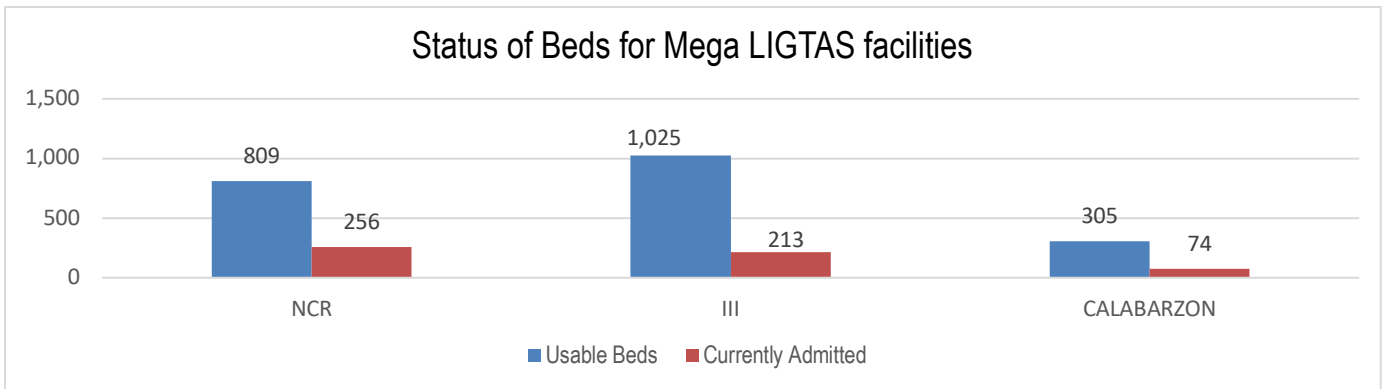
# ISOLATE

Isolate involves implementation of measures to separate those identified as exposed and confirmed cases and provide medical interventions to further prevent the spread of the disease. This strategy involves setting up of Temporary Treatment and Monitoring Facilities (TTMFs). The summary of TTMFs established is as follows:



Source: DOH as of 07 September 2021

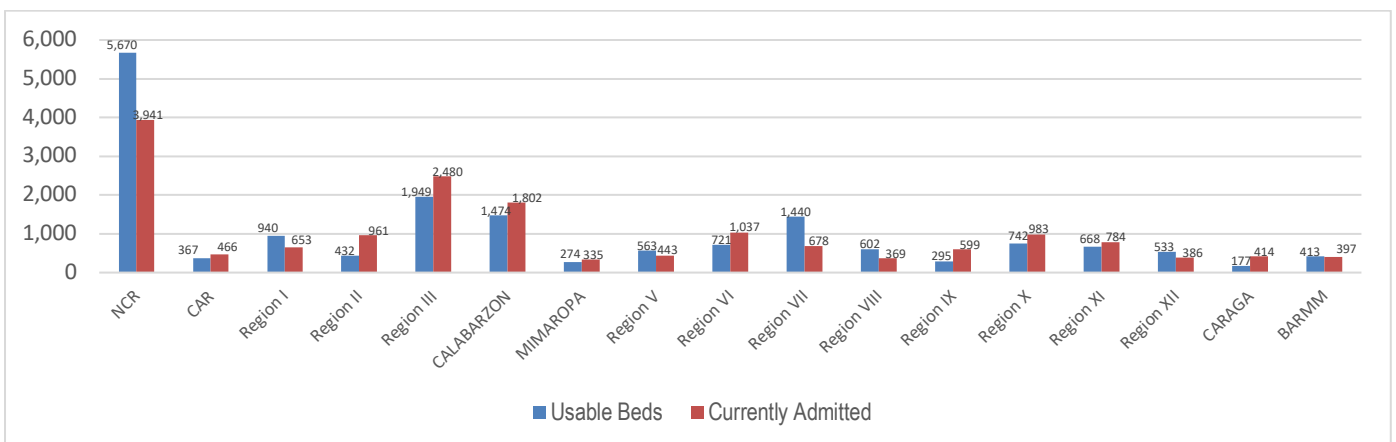
Aside from the TTMFs, Mega LIGTAS facilities have also been established. The summary of occupancies for the Mega LIGTAS facilities is as follows:



Source: DOH as of 15 October 2021

# TREAT

For the TREAT strategy, One Hospital Command has been established to facilitate a centralized referral system. Further, wards, isolation, and intensive care units are in operation to provide treatment services for COVID-19 positives. The occupancy rate for all beds dedicated to COVID-19 (Ward, Isolation, Intensive Care) among reporting hospitals is summarized as follows.



Source: DOH as of 07 September 2021


# DONATIONS MONITORING

In terms of resources, the following is the summary of total domestic and international donations received by the Philippine government, particularly various medical supplies, monitored by OCD in compliance with the Administrative Order No. 27, s. 2020, signed by the President of the Philippines on 31 March 2020.




## MANAGEMENT OF RETURNING OVERSEAS FILIPINOS

Returning Overseas Filipinos are provided with assistance by facilitating their arrival from different points of origin abroad until their return to their respective homes, and attend to their medical and social needs, in order to give them comfort, ensure their safety, and prevent the spread of COVID-19. The following is the summary of ROFs



For the Chairperson, NDRRMC:

  
**UNDERSECRETARY RICARDO B JALAD**  
Executive Director, NDRRMC and  
Administrator, OCD

**REFERENCES:** Reports from  
World Health Organization  
Office of Civil Defense  
Department of Health  
Department of the Interior and Local Government  
Department of Foreign Affairs

**ANNEXES:**  
Breakdown of Returning Overseas Filipinos  
Breakdown of Resource Management and Logistics

**NOTE:**  
Other reports are available upon request



Republic of the Philippines  
 INTER-AGENCY TASK FORCE  
 FOR THE MANAGEMENT OF EMERGING INFECTIOUS DISEASE  
 NATIONAL TASK FORCE - COVID-19  
**TASK GROUP RESOURCE MANAGEMENT AND LOGISTICS**



**Situation Report**  
 As of 22 December 2021

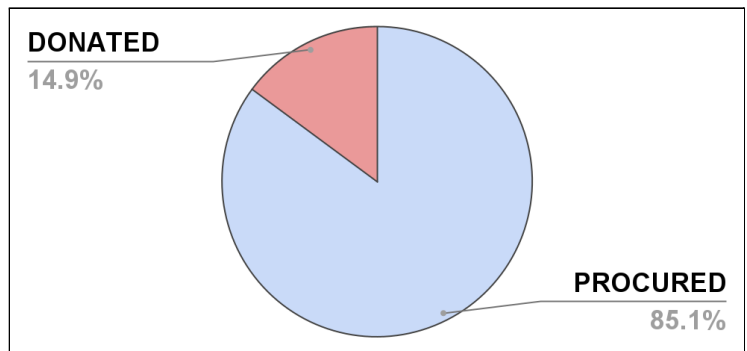
**I. DOH-OCD DISTRIBUTION OF SUPPLIES**

PARTICULARS	DISPATCHED (PROCURED)	DISPATCHED (DONATED)	DISPATCHED (TOTAL)
Protective Gown	5,509,879	181,635	5,691,514
Protective Suit (Clothing)	5,969,794	213,305	6,183,099
Masks (Surgical)	23,319,579	8,417,576	31,737,155
Head Cover	5,952,274	35,250	5,987,524
Shoe Cover	6,321,149	82,620	6,403,769
Gloves (Surgical)	14,307,812	1,175,900	15,483,712
Goggles	1,050,811	284,498	1,335,309
Masks (N95)	6,224,329	432,025	6,656,354
Masks (KN95)	2,986,742	793,648	3,780,390
Face Shield	4,797,169	439,507	5,236,676
Non-Invasive Ventilator	0	30	30
Alcohol (500ml)	12,608	46,832	59,440

Most distributed medical supply (Procured)	Surgical Mask (23,319,579) pieces
Most distributed medical supply (Donated)	Surgical Mask (8,417,576) pieces
Average Dispatch Percentage (Combined)	96.58%

**II. SUMMARY OF PROCURED AND DONATED ITEMS**

Total Items Dispatched	114,475,871 individual pieces
Total Procured Items Dispatched	97,430,314 individual pieces
Total Donated Items Dispatched	17,045,557 individual pieces



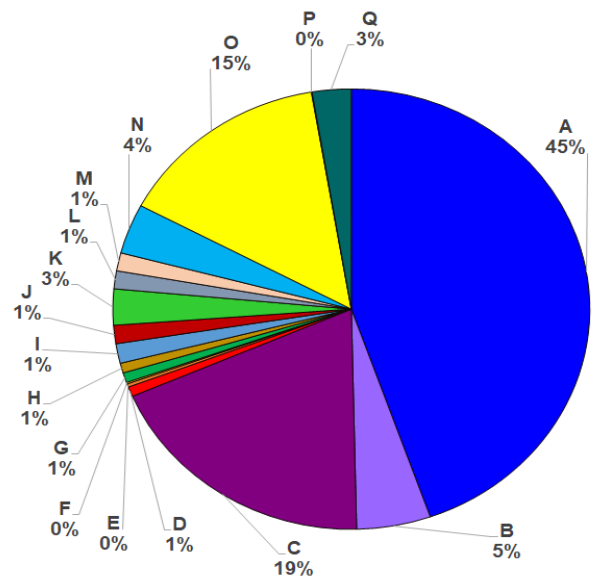
**III. STATUS OF PROCURED COVID-19 ANTIGEN KITS**

BATCH	TOTAL PROCURED	TOTAL DISPATCHED	BALANCE
BATCH 1 (ABBOTT)	500,000	500,000	0
		100.00%	0.00%
BATCH 2 (SD BIOSENSOR)	50,000	50,000	0
		100.00%	0.00%
BATCH 3 (RAPIGEN)	15,500	15,500	0
		100.00%	0.00%

IV. DONATIONS MONITORING (as of 20 April 2021)

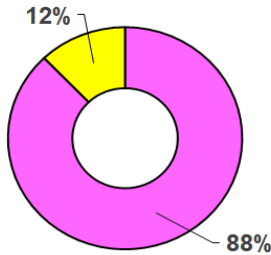
A. Financial Donations Received by OCD

A	AFP	P 16,901,934.27
B	ANONYMOUS	P 1,903,100.00
C	BJMP	P 7,151,337.94
D	DBM	P 273,170.00
E	DENR	P 88,500.00
F	DILG	P 45,000.00
G	DOE	P 273,165.10
H	DOJ	P 273,165.00
I	MALACAÑANG	P 546,330.20
J	MMDA	P 510,000.00
K	NICA	P 1,000,000.00
L	NSC	P 500,000.00
M	OCD	P 499,700.00
N	PHILIPPINE MARINE	P 1,390,350.00
O	PHILIPPINE NAVY	P 5,506,950.00
P	PRIVATE DONATIONS	P 15,000.00
Q	TRANSGLOBAL CONSOLIDATIONS	P 1,000,000.00



**DOMESTIC CASH DONATIONS RECEIVED BY OCD**  
**PHP 37,877,702.51**

B. Summary of Utilization for Cash Donations (as of 20 April 2021)




Total Cash Donations Received by OCD	Php 37,877,702.51
Cash Donations Utilized	Php 33,279,155.13
Funds Available	Php 4,583,547.38

C. Donations Summary

	DOMESTIC DONATION	INTERNATIONAL DONATION	GRAND TOTAL
MEDICAL SUPPLIES AND EQUIPMENT	8434	556	8990
WATER AND FOOD ITEMS	1960	4	1964
NON-FOOD ITEMS	1356	32	1388
SERVICES	164	6	170
CASH	163	-	163
VARIOUS DONATIONS	131	24	155
OTHERS	37	-	37
VACCINES	7	5	12
RENTALS	3	-	3
<b>Total</b>	<b>12255</b>	<b>627</b>	<b>12882</b>

Prepared by:

  
**GERRY JONES BASILIO**  
Duty Staff

Reviewed by

  
**JOSE ANGELO A MANGAOANG**  
Officer-on-duty

Approved by:

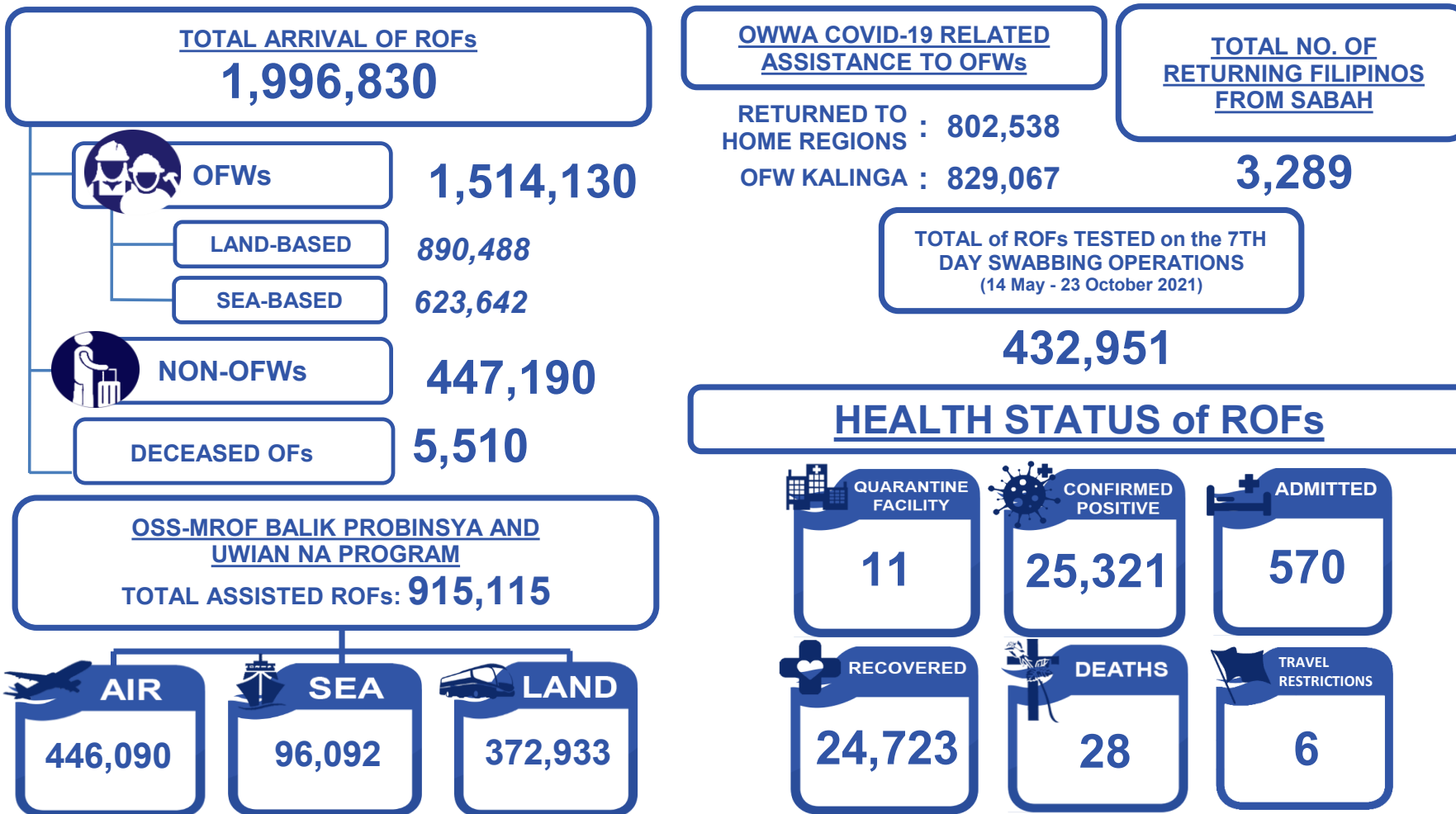
  
**DIRECTOR BERNARDO RAFAELITO R ALEJANDRO IV, CESO IV, MNSA**  
Head, Task Group Resource Management and Logistics



## Task Group on Management of Returning Overseas Filipinos

Summary Report

2 January 2022





Task Group on Management of Returning Overseas Filipinos

TG-MROF Daily Operational Report as of 2 January 2022

ARRIVALS

ROFs	TOTAL ARRIVAL ON AIRPORTS: 1,892,001														GRAND TOTAL ARRIVAL OF ROFs	
	NINYO AQUINO INTERNATIONAL AIRPORT						CLARK INTERNATIONAL AIRPORT		MACTAN-CEBU INTERNATIONAL AIRPORT		LAOAG AIRPORT	DAVAO AIRPORT	SUBIC AIRPORT	BOHOL-PANGLAO AIRPORT		
	Terminal 1 (23 April 2020 - 1 January 2022)		Terminal 2 (23 April 2020 - 1 January 2022)		Terminal 3 (08 July 2020 - 1 January 2022)		(05 June 2020 - 1 January 2022)		(28 June 2020 - 1 January 2022)		(18 June - 1 Jan. 2022)	(27 June - 1 Jan. 2022)	(18 June - 1 Jan. 2022)	(Nov. 18 - 1 Jan. 2022)		
	Now	Cumulative	Now	Cumulative	Now	Cumulative	Now	Cumulative	Now	Cumulative	Cumulative	Cumulative	Cumulative	Cumulative		
<b>SUBTOTAL</b>	<b>1,659</b>	<b>480,204</b>	<b>1,215</b>	<b>587,716</b>	<b>776</b>	<b>417,502</b>	<b>498</b>	<b>201,228</b>	<b>0</b>	<b>176,420</b>	<b>405</b>	<b>11,777</b>	<b>16,629</b>	<b>120</b>	<b>4,152</b>	<b>1,966,830</b>
<b>OFWs</b>	<b>1,489</b>	<b>404,428</b>	<b>633</b>	<b>382,770</b>	<b>435</b>	<b>309,172</b>	<b>450</b>	<b>182,505</b>	<b>0</b>	<b>139,026</b>	<b>381</b>	<b>10,264</b>	<b>16,175</b>	<b>120</b>	<b>3,007</b>	<b>1,514,130</b>
Land-based	1,340	301,305	329	233,004	292	173,598	359	99,124	0	58,069	352	9,519	15,429	88	2,320	890,488
Sea-based	149	103,123	304	149,766	143	135,574	91	83,381	0	80,957	29	745	746	2	687	623,642
<b>NON-OFWs</b>	<b>170</b>	<b>75,776</b>	<b>582</b>	<b>204,946</b>	<b>341</b>	<b>108,330</b>	<b>48</b>	<b>18,723</b>	<b>0</b>	<b>37,394</b>	<b>24</b>	<b>1,513</b>	<b>454</b>	<b>30</b>	<b>1,141</b>	<b>447,190</b>
Deceased OFs	4	5,510													4	5,510

ROFs	TOTAL ARRIVAL ON SEAPORTS: 69,319													
	MANILA		CEBU		SUBIC		BATAAN		TAWI-TAWI/ZAMBOANGA		DAVAO		BATANGAS	
	Now	Cumulative	Now	Cumulative	Now	Cumulative	Now	Cumulative	Now	Cumulative	Now	Cumulative	Now	Cumulative
<b>SUBTOTAL</b>	<b>0</b>	<b>62,292</b>	<b>0</b>	<b>843</b>	<b>0</b>	<b>1,285</b>	<b>0</b>	<b>1,196</b>	<b>0</b>	<b>3,289</b>	<b>0</b>	<b>97</b>	<b>0</b>	<b>317</b>
<b>OFWs</b>	<b>0</b>	<b>62,292</b>	<b>0</b>	<b>843</b>	<b>0</b>	<b>1,285</b>	<b>0</b>	<b>1,196</b>	<b>0</b>	<b>3,289</b>	<b>0</b>	<b>97</b>	<b>0</b>	<b>317</b>
Sea-based	0	62,292	0	843	0	1,285	0	1,196	0	3,289	0	97	0	317

Sources: 1) OSS Report dated 1 January 2022, 2) BOQ Report No. 592 dated 2 January 2022, 3) BOQ Human Remains Report No. 535 dated 2 January 2022, and 4) OCD BARMM Report dated 22 May 2021.

TESTING (09 May 2020 - 31 January 2021)

ROFs	AIRPORTS						GRAND TOTAL OF TESTED ROFs
	NAIA			CLARK INTERNATIONAL AIRPORT	MACTAN-CEBU INTERNATIONAL AIRPORT		
	Terminal 1	Terminal 2	Terminal 3	Cumulative	Cumulative	Cumulative	
<b>SUBTOTAL</b>	<b>193,297</b>	<b>270,090</b>	<b>186,044</b>	<b>67,026</b>	<b>42,925</b>	<b>810,139</b>	
<b>RT-PCR (Viral Test)</b>							
Conducted by PCG	170,310	210,044	161,860	67,026	42,925	702,922	
Arranged by LMA	2,256	2,011	0	0	0	4,267	
Arranged by MARIKINA LGU	20	27	44	0	0	91	
Arranged by PAMPANGA LGU	907	1,747	592	0	0	3,246	
Conducted by PAGSS/PADL	19,804	0	23,548	0	0	43,352	
Conducted by PAL/DETOXICARE	0	56,261	0	0	0	56,261	

ROFs	SEAPORTS					
	MANILA	CEBU	SUBIC	BATAAN	TAWI-TAWI/ZAMBOANGA	DAVAO
	Cumulative	Cumulative	Cumulative	Cumulative	Cumulative	Cumulative
<b>SUBTOTAL</b>	<b>47,509</b>	<b>119</b>	<b>438</b>	<b>697</b>	<b>1,986</b>	<b>8</b>
<b>RT-PCR (Viral Test)</b>						
Conducted by PCG	47,509	119	438	697	1,986	8

Sources: 1) OSS Report dated 31 January 2021, and 2) BOQ Report No. 258 dated 02 February 2021.

6TH DAY SWABBING OPERATIONS

Agency	GRAND TOTAL OF TESTED ROFs
	Cumulative
<b>SUBTOTAL</b>	<b>233,767</b>
<b>RT-PCR (Viral Test)</b>	
PCG	154,815
BOQ	25,082
DETOXICARE	19,795
PADL	22,727
PRIMERCARE	11,348

Source: 1) OSS Report dated 15 May 2021. (Note: Figures from previous reports may differ due to data verification process.)

7TH DAY SWABBING OPERATIONS (May 14 - October 23, 2021)

Agency	AIRPORTS						GRAND TOTAL OF TESTED ROFs
	NAIA	CLARK	CEBU	LAOAG	DAVAO	SUBIC	
	Cumulative	Cumulative	Cumulative	Cumulative	Cumulative	Cumulative	
<b>SUBTOTAL</b>	<b>321,248</b>	<b>46,491</b>	<b>52,624</b>	<b>266</b>	<b>3,945</b>	<b>8,377</b>	<b>432,951</b>
<b>RT-PCR (Viral Test)</b>							
PCG/GOV'T LABS	247,206	0	0	0	0	0	247,206
BOQ CLARK		42,376	0	0	0	0	42,376
DETOXICARE	36,528	0	0	0	0	0	36,528
PADL	37,514	4,115	0	0	0	0	41,629
DOH-RESU 7	0	0	52,624	0	0	0	52,624
M. MARIANO MEM HOSPITAL	0	0	0	266	0	0	266
SOUTHERN PHIL MED CTR	0	0	0	0	3,945	0	3,945
BOQ SUBIC	0	0	0	0	0	8,377	8,377

Source: 1) OSS Report dated 23 October 2021. (Note: Figures from previous reports may differ due to data verification process.)





Republic of the Philippines  
 INTER-AGENCY TASK FORCE  
 FOR THE MANAGEMENT OF EMERGING INFECTIOUS DISEASE  
**NATIONAL TASK FORCE AGAINST COVID-19**



**Task Group on Management of Returning Overseas Filipinos**

**TG-MROF Daily Operational Report as of 2 January 2022**

**QUARANTINE**

ROFs IN TREATMENT AND MONITORING FACILITIES								ROFs IN ACCOMMODATION ESTABLISHMENTS (AEs)		
No. of QFs	Confirmed Positive		Admitted		Recovered		Deaths		No. of AEs	Non-OFWs
	Now	Cumulative	Now	Cumulative	Now	Cumulative	Now	Cumulative		
11	104	25,321	80	570	24	24,723	0	28	0	0

Source: 1) BOQ Report No. 592 dated 2 January 2022. (Note: Figures from previous reports may differ due to data verification process.)

**OSS-MROF BALIK PROBINSYA & UWIAN NA PROGRAM ( May 25, 2020 - January 1, 2022)**

ROFs ASSISTED THRU THEIR DESTINATION	MODE OF TRANSPORTATION			GRAND TOTAL
	Air (NAIA T2)	Land (PITX)	Sea (N. Harbor)	
	Cumulative	Cumulative	Cumulative	
	446,090	372,933	96,092	915,115

Source: 1) OSS Report as of 1 January 2022, 2) PITX Report (Uwian Na Program) dated 2 January 2022, and "DOTr (Haliid Tulong Program) Report dated 14 May 2021. \*Data starting from June 2 includes LSI and APOR. (Note: Figures from previous reports may differ due to data verification process.)

**OWWA COVID-19 RELATED ASSISTANCE TO OFWs (March 2020 - November 2021)**

Returned to Home Regions	802,538
OFW Kalinga	829,067

Source: 1) OWWA Monitoring Report dated November 2021.

**REMAINS OF DECEASED OFs**

COUNTRY OF ORIGIN			CAUSE OF DEATH	
COUNTRY	NOW	CUMULATIVE		CUMULATIVE
<b>TOTAL</b>	<b>4</b>	<b>5,510</b>		<b>5,510</b>
Saudi Arabia	0	798	COVID-19	633
USA	0	287	NON COVID-19	4,877
United Arab Emirates	0	149		
Qatar	0	67		
Kuwait	0	51		
Others	4	4,158		

Source: 1) BOQ Human Remains Report No. 535 dated 2 January 2022. (Note: Figures from previous reports may differ due to data verification process.)

**RETURNING FILIPINOS FROM SABAH**

TOTAL NO. OF RETURNING FILIPINOS FROM SABAH:	3,289	
First Batch	July 5, 2020	395
Second Batch	July 29, 2020	394
Third Batch	August 13, 2020	400
Fourth Batch	August 28, 2020	379
Fifth Batch	September 24, 2020	400
Sixth Batch	November 12, 2020	151
Seventh Batch	December 13-20, 2020	Failed deportation due to force majeure
Eighth Batch	March 7, 2021	316
Ninth Batch	April 17, 2021	358
Tenth Batch	May 22, 2021	496

As of June 21, 2021, 4,683 remaining Filipinos are still in Sabah for transfer.

Source: 1) OCD BARM Report dated 22 May 2021. (Note: Figures from previous reports may differ due to data verification process.)

**COUNTRIES TRAVEL CLASSIFICATION**

GREEN LIST				YELLOW LIST	RED LIST
Bangladesh	Benin	Bhutan	British Virgin Islands	All other countries/territories/jurisdictions not otherwise listed.	Eswatini
China (Mainland)	Côte d'Ivoire (Ivory Coast)	Djibouti	Equatorial Guinea		Lesotho
Falkland Islands (Malvinas)	Fiji	The Gambia	Guinea		Malawi
Hong Kong (Chinese SAR)	Indonesia	Kuwait	Kyrgyzstan		Mozambique
Liberia	Montserrat	Oman	Uganda		Namibia
Paraguay	Rwanda	Saba (Special Municipality of the Kingdom of Netherlands)	Saint Barthelemy		Spain
São Tomé and Príncipe	Senegal		Sierra Leone		
Sint Eustatius	Taiwan		Timor-Leste (East Timor)		
Togo	United Arab Emirates				

Classification of "Green," "Yellow," and "Red" shall be effective from January 1, 2022 until January 15, 2022.

Sources: 1) IATF Resolution 154-E s. 2021 dated 29 December 2021.

Prepared by:

(SGD)  
**ARIANNE JEWEL G. PEROLA**  
 Duty Staff

Reviewed by:

(SGD)  
**MARVIN T MANZANO, MDRM**  
 Officer, TG MROF Coordination Center

Approved by:

(SGD)  
**DIR. BERNARDO RAFAELITO R ALEJANDRO IV, CESO IV, MNSA**  
 Head, TG MROF Coordination Center

Republic of the Philippines  
Inter-Agency Task Force  
FOR THE MANAGEMENT OF EMERGENCY INFECTIOUS DISEASE  
NATIONAL TASK FORCE COVID-19  
**Task Group on Management of Returning Overseas Filipinos**

**NARRATIVE REPORT**  
**2 January 2022**

---

**ACTIONS TAKEN:** Management of Returning Overseas Filipinos (MROF)

The Task Group on Management of Returning Overseas Filipinos (TG-MROF) was created by the National Incident Command-National Task Force COVID 19 to solely cater to the medical and social needs of Returning Overseas Filipinos (ROFs). The TG-MROF in coordination with various government agencies, private entities, and other task groups created to respond with the prevailing crisis, regional task units, and local government agencies that are task to facilitate the safe return of the ROFs back to their home provinces.

**Members:** DND, DOTr, DOLE, DILG, DFA, DOT, DSWD, DOH, OCD, OWWA, BOQ, CAAP, MARINA, PCG, PNP and AFP

**ARRIVALS:** As of 1 January 2022, a total of **1,996,830 Returning Overseas Filipinos (ROFs)** arrived at the NAIA Terminals 1, 2, and 3, Clark International Airport, Mactan-Cebu International Airport, Laoag International Airport, South Harbor, Subic, Bataan, Zamboanga, and Batangas Port. Of which, a total of **1,514,130** are **OFWs** (**890,488** are **land-based** and **623,642** are **sea-based**) and **447,190** are **non-OFWs**.

A total of **5,510 deceased ROFs** had arrived in the country from 07 July 2020 – 2 January 2022. Of which, **633** died due to COVID-19.

**TESTING:** From May 9, 2020 to 31 January 2021, a total of **810,134** ROFs were tested thru RT-PCR.

**6<sup>TH</sup> DAY OF SWABBING OPERATIONS:** From 01 February to 13 May 2021, a total of **233,767** Returning Overseas Filipinos (ROFs) were tested thru RT-PCR, on the 6<sup>th</sup> day of their quarantine period.

**7<sup>TH</sup> DAY OF SWABBING OPERATIONS:** As of 23 October, a total of **432,951 Returning Overseas Filipinos (ROFs)** were tested thru RT-PCR on the 7<sup>th</sup> day of their quarantine period. Of which, **247,206** were tested by PCG, **42,376** were tested by BOQ Clark, **36,528** were tested by Detoxicare, **41,629** were tested by PADL, **52,624** were tested by DOH-RESU 7, **266** were tested by M. Mariano Memorial Hospital, **3,945** were tested by Southern Philippine Medical Center, and **8,377** were tested by BOQ Subic.

**QUARANTINE:** As of 2 January 2022, a total of **25,321** ROFs were confirmed positive with COVID-19. Of which, **560** are admitted at **11** quarantine facilities, **24,723** were able to recover and **28** died.

**OSS-MROF BALIK PROBINSYA AND UWIAN NA PROGRAM:** As of 1 January 2022, a total of **915,115** ROFs were assisted back to their home provinces. Of which, **372,933** were assisted by land, **446,090** by air, and **96,092** by sea.

**OWWA COVID-19 RELATED ASSISTANCE TO OFWs:** From March 2020 to 10 October, 2021, a total of **829,067** OFWs were assisted by OWWA on their “Returned to Home Regions” program and **801,037** OFWs are also assisted through “OFW Kalinga” program.

**RETURNING FILIPINOS (REFs) from SABAH:** As of 22 May 2021, a total of **3,289** REFs from Sabah had arrived in the country. While as of 21 June 2021, a total of **4,683** remaining Filipinos are still in Sabah for transfer.

**TRAVEL BANNED COUNTRIES:** As of 29 December 2021, the IATF approved the imposition of travel restriction on Eswatini, Lesotho, Malawi, Mozambique, Namibia, and Spain by placing it under the Red List while 33 countries was listed under Green List effective from January 1, 2022 until January 15, 2022.

Prepared by:  
(SGD)  
**ARIANNE JEWEL G. PEROLA**  
Duty Staff

Reviewed by:  
(SGD)  
**MR MARVIN T. MANZANO**  
Officer, TG MROF Coordination Center

Approved by:  
(SGD)  
**DIR. BERNARDO RAFAELITO R. ALEJANDRO IV, CESO IV, MNSA**  
Head, TG MROF Coordination Center