



REPUBLIC OF THE PHILIPPINES  
**NATIONAL DISASTER RISK REDUCTION AND MANAGEMENT COUNCIL**

National Disaster Risk Reduction and Management Center, Camp Aguinaldo, Quezon City, Philippines

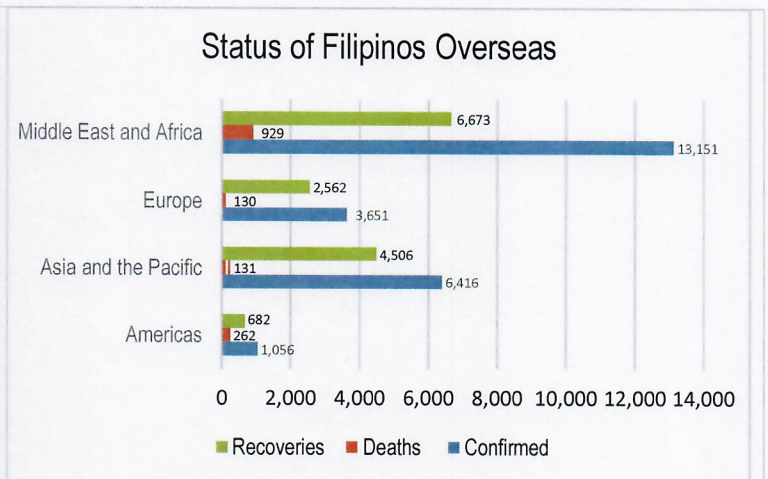
NATIONAL TASK FORCE  
**CORONAVIRUS DISEASE-2019**  
**SITUATIONAL REPORT NO. 646**

Issued on 1200H, 07 January 2022  
 Report Coverage: 06 January 2022

**GLOBAL SITUATION**

**296,496,809**  
 Total Cases Worldwide

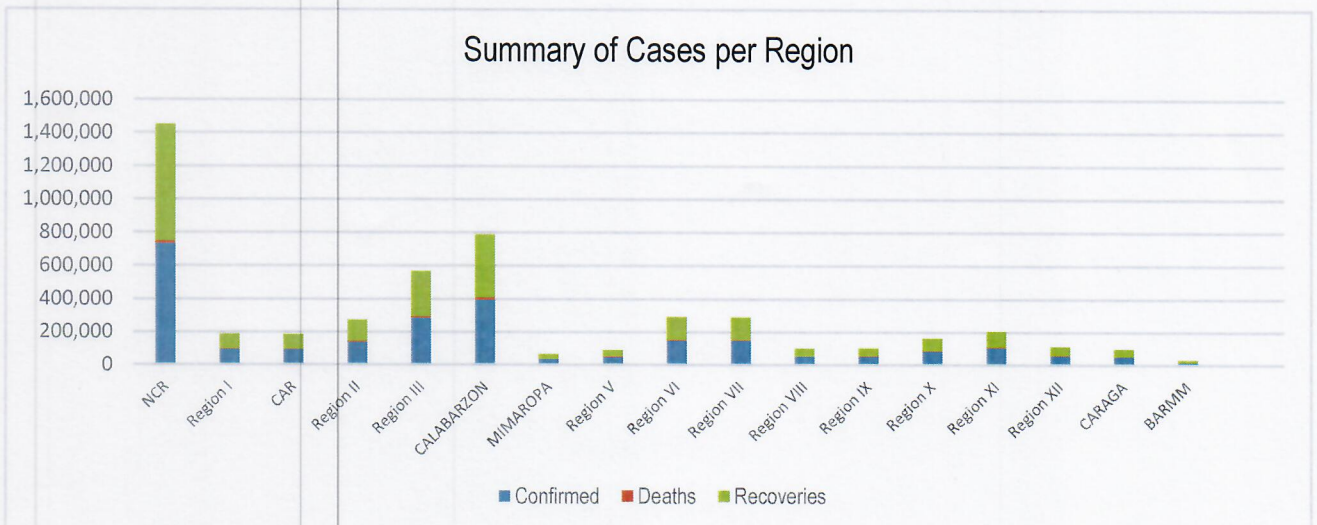
**223**  
 Countries and Territories Affected



Source: WHO Global Data as of 06 January 2022

**PHILIPPINE SITUATION**

|              | TOTAL            | NEW     | REMARKS                         |
|--------------|------------------|---------|---------------------------------|
| TOTAL CASES  | <b>2,910,664</b> | +21,819 |                                 |
| ACTIVE CASES | <b>77,369</b>    |         | <b>2.7%</b> Positivity Rate     |
| DEATHS       | <b>51,871</b>    | +129    | <b>1.78%</b> Case Fatality Rate |
| RECOVERIES   | <b>2,781,424</b> | +973    | <b>95.6%</b> Case Recovery Rate |

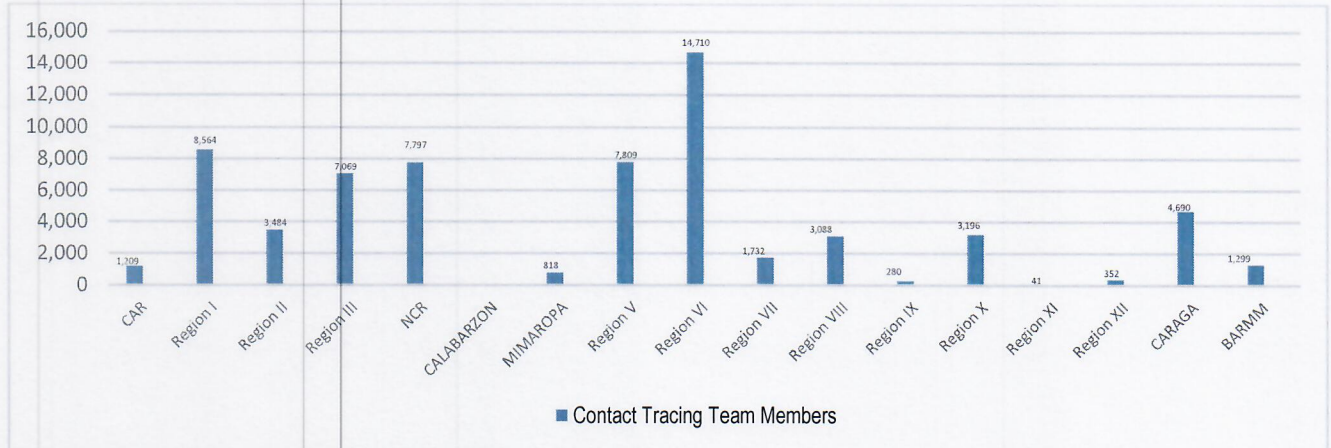


# P-D-I-T-R STRATEGY

With reference to the National Action Plan (NAP) for COVID-19, the National Task Force is intensifying efforts to PREVENT the spread of the COVID-19, TEST individuals, and communities, ISOLATE those that are identified to be confirmed cases, TREAT and provide with appropriate health care, and REINTEGRATE them back to the community.

## DETECTs

DETECT entails active screening of those presenting with signs and symptoms of COVID-19 in the community as well as other disease surveillance activities. For this purpose, contact tracing teams have been organized and provided with appropriate training. Summary is as follows:



The overall results of contact tracing are summarized as follows:

|  |   |
|--|---|
| <b>1:6</b><br>Case: Close Contacts Ratio | <b>97%</b><br>Close Contacts Listed, Traced, and Assessed within 24 hours |
|--|---|

Data as of 05 January 2022

Also, part of DETECT strategy is the enhancement of the COVID-19 testing capacities of the country. For this purpose, testing laboratories are setup and provided with appropriate licensing. The summary is as follows:

|  |   |
|--|---|
| <b>310</b><br>Licensed RT-PCR and GeneXpert Laboratories | <b>19</b><br>Laboratories with Ongoing Licensing Applications |
|--|---|

The overall testing results is summarized as follows:

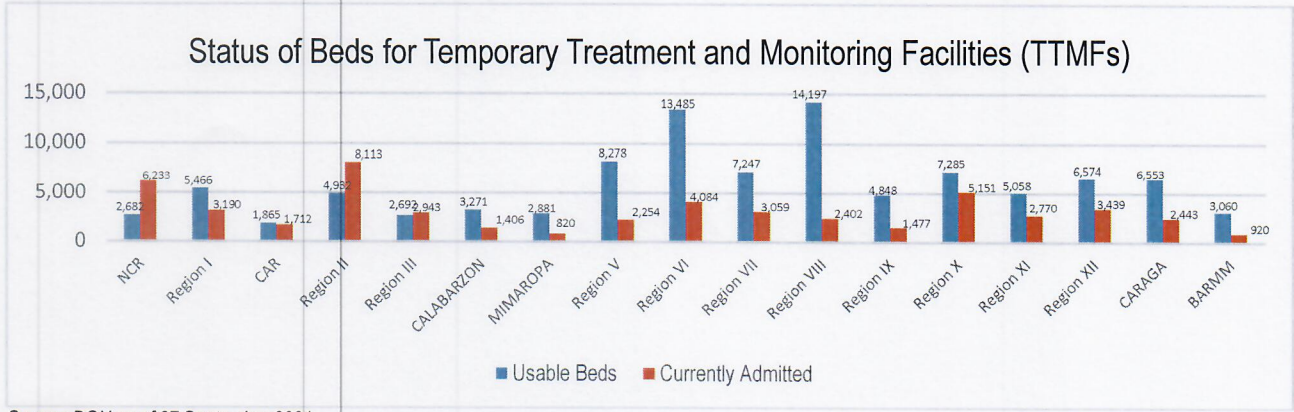
|                           | TOTAL             | NEW     |
|---------------------------|-------------------|---------|
| TESTS CONDUCTED           | <b>25,587,641</b> | +63,544 |
| UNIQUE INDIVIDUALS TESTED | <b>24,067,701</b> | +60,600 |
| POSITIVITY RATE           | <b>13%</b>        |         |
| BACKLOGS                  | <b>1,654</b>      |         |

To aid in the testing efforts, Mega Swabbing Sites have been established. The outputs of the Mega Swabbing Sites are as follows:

|                         | TOTAL          | NEW |
|-------------------------|----------------|-----|
| ACT MOBILE TEAM         | <b>436,674</b> | -   |
| MOA ARENA               | <b>411,986</b> | -   |
| NINOY AQUINO STADIUM    | <b>455,432</b> | -   |
| PHILIPPINE SPORTS ARENA | <b>624,910</b> | -   |

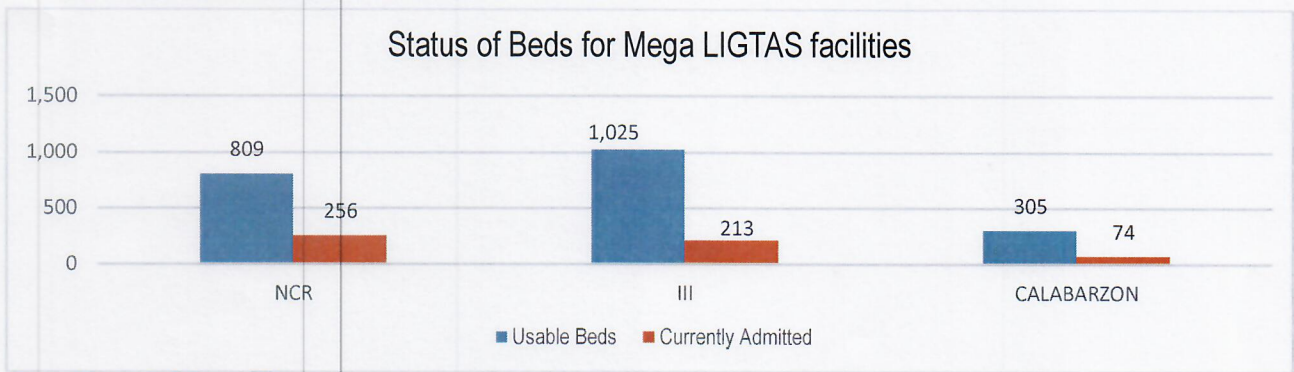
## ISOLATE

Isolate involves implementation of measures to separate those identified as exposed and confirmed cases and provide medical interventions to further prevent the spread of the disease. This strategy involves setting up of Temporary Treatment and Monitoring Facilities (TTMFs). The summary of TTMFs established is as follows:



Source: DOH as of 07 September 2021

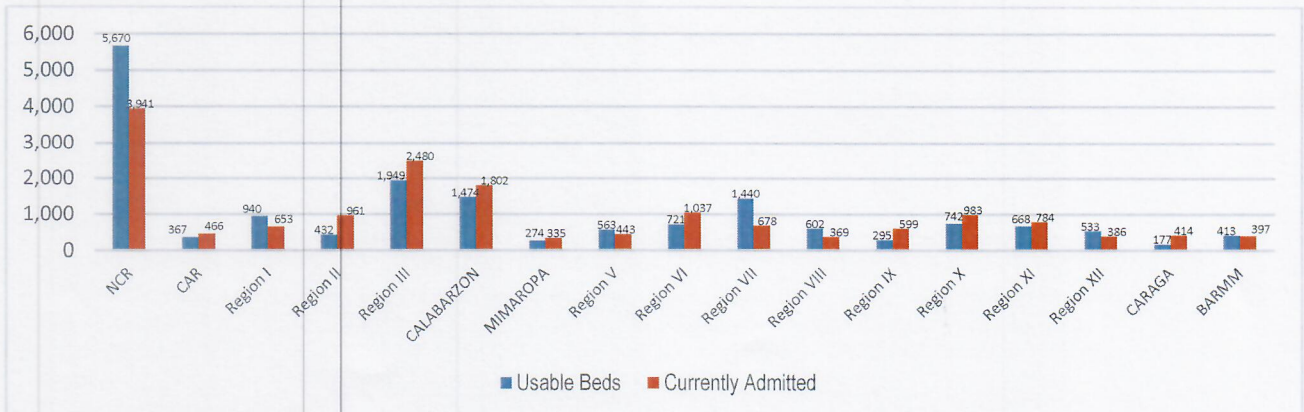
Aside from the TTMFs, Mega LIGTAS facilities have also been established. The summary of occupancies for the Mega LIGTAS facilities is as follows:



Source: DOH as of 15 October 2021

## TREAT

For the TREAT strategy, One Hospital Command has been established to facilitate a centralized referral system. Further, wards, isolation, and intensive care units are in operation to provide treatment services for COVID-19 positives. The occupancy rate for all beds dedicated to COVID-19 (Ward, Isolation, Intensive Care) among reporting hospitals is summarized as follows.



Source: DOH as of 07 September 2021

## DONATIONS MONITORING

In terms of resources, the following is the summary of total domestic and international donations received by the Philippine government, particularly various medical supplies, monitored by OCD in compliance with the Administrative Order No. 27, s. 2020, signed by the President of the Philippines on 31 March 2020.




## MANAGEMENT OF RETURNING OVERSEAS FILIPINOS

Returning Overseas Filipinos are provided with assistance by facilitating their arrival from different points of origin abroad until their return to their respective homes, and attend to their medical and social needs, in order to give them comfort, ensure their safety, and prevent the spread of COVID-19. The following is the summary of ROFs



For the Chairperson, NDRRMC:

  
**UNDERSECRETARY RICARDO B JALAD**  
Executive Director, NDRRMC and  
Administrator, OCD

|   |  |
|---|--|
| <b>REFERENCES:</b> Reports from<br>World Health Organization<br>Office of Civil Defense<br>Department of Health<br>Department of the Interior and Local Government<br>Department of Foreign Affairs | <b>ANNEXES:</b><br>Breakdown of Returning Overseas Filipinos<br>Breakdown of Resource Management and Logistics<br><br><b>NOTE:</b><br>Other reports are available upon request |
|---|--|



Republic of the Philippines  
 INTER-AGENCY TASK FORCE  
 FOR THE MANAGEMENT OF EMERGING INFECTIOUS DISEASE  
 NATIONAL TASK FORCE - COVID-19  
**TASK GROUP RESOURCE MANAGEMENT AND LOGISTICS**



**Situation Report**  
 As of 22 December 2021

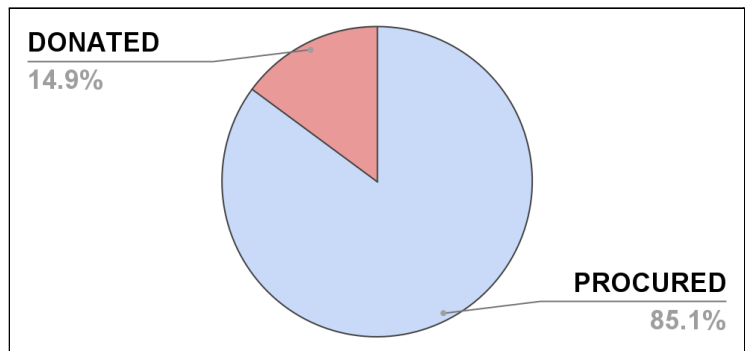
**I. DOH-OCD DISTRIBUTION OF SUPPLIES**

| PARTICULARS                | DISPATCHED (PROCURED) | DISPATCHED (DONATED) | DISPATCHED (TOTAL) |
|----------------------------|-----------------------|----------------------|--------------------|
| Protective Gown            | 5,509,879             | 181,635              | 5,691,514          |
| Protective Suit (Clothing) | 5,969,794             | 213,305              | 6,183,099          |
| Masks (Surgical)           | 23,319,579            | 8,417,576            | 31,737,155         |
| Head Cover                 | 5,952,274             | 35,250               | 5,987,524          |
| Shoe Cover                 | 6,321,149             | 82,620               | 6,403,769          |
| Gloves (Surgical)          | 14,307,812            | 1,175,900            | 15,483,712         |
| Goggles                    | 1,050,811             | 284,498              | 1,335,309          |
| Masks (N95)                | 6,224,329             | 432,025              | 6,656,354          |
| Masks (KN95)               | 2,986,742             | 793,648              | 3,780,390          |
| Face Shield                | 4,797,169             | 439,507              | 5,236,676          |
| Non-Invasive Ventilator    | 0                     | 30                   | 30                 |
| Alcohol (500ml)            | 12,608                | 46,832               | 59,440             |

|  |                                   |
|--|-----------------------------------|
| Most distributed medical supply (Procured) | Surgical Mask (23,319,579) pieces |
| Most distributed medical supply (Donated)  | Surgical Mask (8,417,576) pieces  |
| Average Dispatch Percentage (Combined)     | 96.58%                            |

**II. SUMMARY OF PROCURED AND DONATED ITEMS**

|                                 |                               |
|---------------------------------|-------------------------------|
| Total Items Dispatched          | 114,475,871 individual pieces |
| Total Procured Items Dispatched | 97,430,314 individual pieces  |
| Total Donated Items Dispatched  | 17,045,557 individual pieces  |



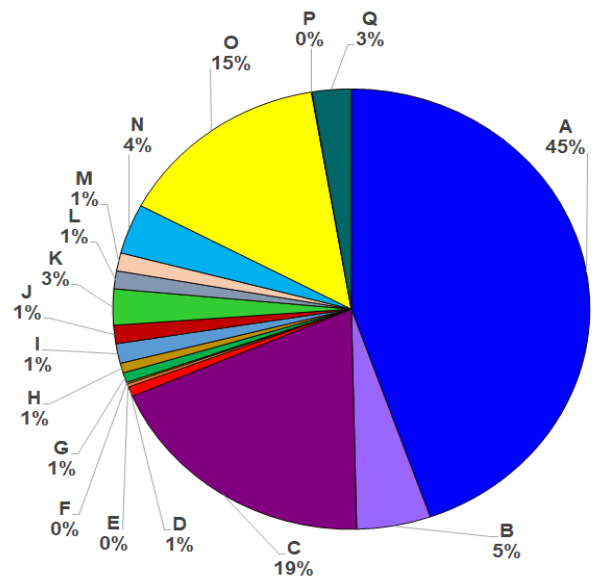
**III. STATUS OF PROCURED COVID-19 ANTIGEN KITS**

| BATCH                  | TOTAL PROCURED | TOTAL DISPATCHED | BALANCE |
|------------------------|----------------|------------------|---------|
| BATCH 1 (ABBOTT)       | 500,000        | 500,000          | 0       |
|                        |                | 100.00%          | 0.00%   |
| BATCH 2 (SD BIOSENSOR) | 50,000         | 50,000           | 0       |
|                        |                | 100.00%          | 0.00%   |
| BATCH 3 (RAPIGEN)      | 15,500         | 15,500           | 0       |
|                        |                | 100.00%          | 0.00%   |

IV. DONATIONS MONITORING (as of 20 April 2021)

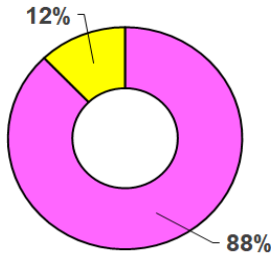
A. Financial Donations Received by OCD

|   |                            |                 |
|---|----------------------------|-----------------|
| A | AFP                        | P 16,901,934.27 |
| B | ANONYMOUS                  | P 1,903,100.00  |
| C | BJMP                       | P 7,151,337.94  |
| D | DBM                        | P 273,170.00    |
| E | DENR                       | P 88,500.00     |
| F | DILG                       | P 45,000.00     |
| G | DOE                        | P 273,165.10    |
| H | DOJ                        | P 273,165.00    |
| I | MALACAÑANG                 | P 546,330.20    |
| J | MMDA                       | P 510,000.00    |
| K | NICA                       | P 1,000,000.00  |
| L | NSC                        | P 500,000.00    |
| M | OCD                        | P 499,700.00    |
| N | PHILIPPINE MARINE          | P 1,390,350.00  |
| O | PHILIPPINE NAVY            | P 5,506,950.00  |
| P | PRIVATE DONATIONS          | P 15,000.00     |
| Q | TRANSGLOBAL CONSOLIDATIONS | P 1,000,000.00  |



**DOMESTIC CASH DONATIONS RECEIVED BY OCD**  
**PHP 37,877,702.51**

B. Summary of Utilization for Cash Donations (as of 20 April 2021)




|                                      |                   |
|--------------------------------------|-------------------|
| Total Cash Donations Received by OCD | Php 37,877,702.51 |
| Cash Donations Utilized              | Php 33,279,155.13 |
| Funds Available                      | Php 4,583,547.38  |

C. Donations Summary

|                                | DOMESTIC DONATION | INTERNATIONAL DONATION | GRAND TOTAL  |
|--------------------------------|-------------------|------------------------|--------------|
| MEDICAL SUPPLIES AND EQUIPMENT | 8434              | 556                    | 8990         |
| WATER AND FOOD ITEMS           | 1960              | 4                      | 1964         |
| NON-FOOD ITEMS                 | 1356              | 32                     | 1388         |
| SERVICES                       | 164               | 6                      | 170          |
| CASH                           | 163               | -                      | 163          |
| VARIOUS DONATIONS              | 131               | 24                     | 155          |
| OTHERS                         | 37                | -                      | 37           |
| VACCINES                       | 7                 | 5                      | 12           |
| RENTALS                        | 3                 | -                      | 3            |
| <b>Total</b>                   | <b>12255</b>      | <b>627</b>             | <b>12882</b> |

Prepared by:

  
**GERRY JONES BASILIO**  
Duty Staff

Reviewed by

  
**JOSE ANGELO A MANGAOANG**  
Officer-on-duty

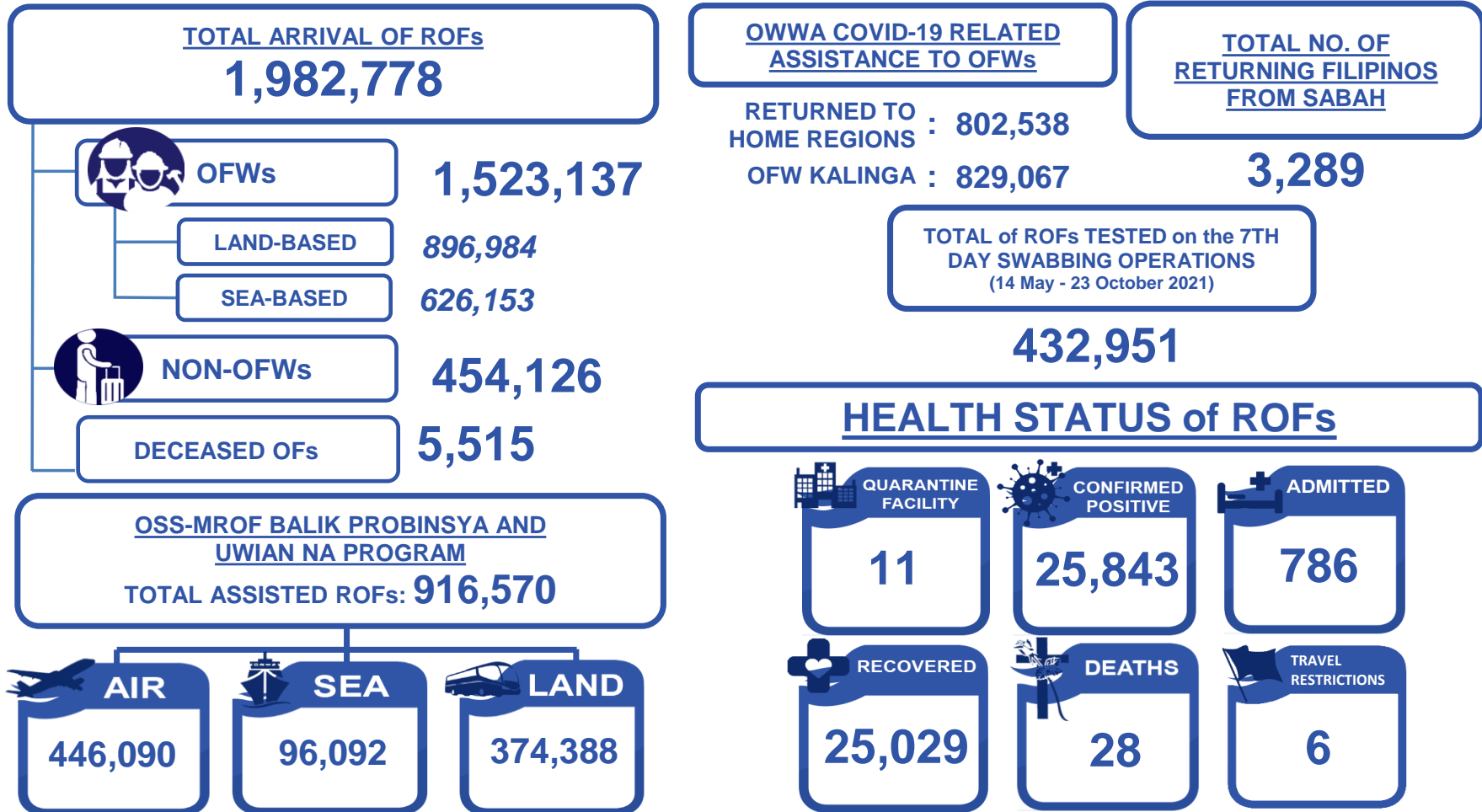
Approved by:

  
**DIRECTOR BERNARDO RAFAELITO R ALEJANDRO IV, CESO IV, MNSA**  
Head, Task Group Resource Management and Logistics



## Task Group on Management of Returning Overseas Filipinos

Summary Report  
 6 January 2022





Republic of the Philippines  
 INTER-AGENCY TASK FORCE  
 FOR THE MANAGEMENT OF EMERGING INFECTIOUS DISEASE  
 NATIONAL TASK FORCE AGAINST COVID-19



Task Group on Management of Returning Overseas Filipinos

TG-MROF Daily Operational Report as of 6 January 2022

ARRIVALS

| ROFs            | TOTAL ARRIVAL ON AIRPORTS: 1,907,575           |                |  |                |   |                |                                 |                |                                   |                |                         |                         |                         |                         | GRAND TOTAL ARRIVAL OF ROFs |                  |
|-----------------|--|----------------|--|----------------|---|----------------|---------------------------------|----------------|-----------------------------------|----------------|-------------------------|-------------------------|-------------------------|-------------------------|-----------------------------|------------------|
|                 | NINYO AQUINO INTERNATIONAL AIRPORT             |                |  |                |   |                | CLARK INTERNATIONAL AIRPORT     |                | MACTAN-CEBU INTERNATIONAL AIRPORT |                | LAOAG AIRPORT           | DAVAO AIRPORT           | SUBIC AIRPORT           | BOHOL-PANGLAO AIRPORT   |                             |                  |
|                 | Terminal 1<br>(23 April 2020 - 5 January 2022) |                | Terminal 2<br>(23 April 2020 - 5 January 2022) |                | Terminal 3<br>(08 July 2020 - 5 January 2022) |                | (05 June 2020 - 5 January 2022) |                | (28 June 2020 - 5 January 2022)   |                | (18 June - 5 Jan. 2022) | (27 June - 5 Jan. 2022) | (18 June - 5 Jan. 2022) | (Nov. 18 - 5 Jan. 2022) |                             |                  |
|                 | Now  | Cumulative     | Now  | Cumulative     | Now   | Cumulative     | Now                             | Cumulative     | Now                               | Cumulative     | Cumulative              | Cumulative              | Cumulative              | Cumulative              |                             |                  |
| <b>SUBTOTAL</b> | <b>776</b>                                     | <b>483,828</b> | <b>2,009</b>                                   | <b>593,371</b> | <b>587</b>                                    | <b>420,338</b> | <b>447</b>                      | <b>203,181</b> | <b>217</b>                        | <b>177,195</b> | <b>405</b>              | <b>12,245</b>           | <b>16,892</b>           | <b>120</b>              | <b>4,133</b>                | <b>1,982,778</b> |
| <b>OFWs</b>     | <b>550</b>                                     | <b>407,140</b> | <b>687</b>                                     | <b>384,747</b> | <b>259</b>                                    | <b>310,458</b> | <b>342</b>                      | <b>184,053</b> | <b>126</b>                        | <b>139,560</b> | <b>381</b>              | <b>10,606</b>           | <b>16,414</b>           | <b>120</b>              | <b>2,061</b>                | <b>1,523,137</b> |
| Land-based      | 517  | 303,607        | 330  | 234,052        | 201   | 174,540        | 249                             | 100,326        | 114                               | 58,521         | 352                     | 9,838                   | 15,660                  | 88                      | 1,411                       | 896,984          |
| Sea-based       | 33   | 103,533        | 357  | 150,695        | 58  | 135,918        | 93                              | 83,727         | 12                                | 81,039         | 29                      | 768                     | 754                     | 2                       | 650                         | 626,153          |
| <b>NON-OFWs</b> | <b>226</b>                                     | <b>76,688</b>  | <b>1,322</b>                                   | <b>208,624</b> | <b>328</b>                                    | <b>109,880</b> | <b>105</b>                      | <b>19,128</b>  | <b>91</b>                         | <b>37,635</b>  | <b>24</b>               | <b>1,639</b>            | <b>478</b>              | <b>30</b>               | <b>2,072</b>                | <b>454,126</b>   |
| Deceased OFs    | 0  | 5,515          |  |                |   |                |                                 |                |                                   |                |                         |                         |                         |                         | 0                           | 5,515            |

| ROFs            | TOTAL ARRIVAL ON SEAPORTS: 69,688 |               |          |            |          |              |          |              |                     |              |          |            |          |            |
|-----------------|-----------------------------------|---------------|----------|------------|----------|--------------|----------|--------------|---------------------|--------------|----------|------------|----------|------------|
|                 | MANILA                            |               | CEBU     |            | SUBIC    |              | BATAAN   |              | TAWI-TAWI/ZAMBOANGA |              | DAVAO    |            | BATANGAS |            |
|                 | Now                               | Cumulative    | Now      | Cumulative | Now      | Cumulative   | Now      | Cumulative   | Now                 | Cumulative   | Now      | Cumulative | Now      | Cumulative |
| <b>SUBTOTAL</b> | <b>97</b>                         | <b>62,661</b> | <b>0</b> | <b>843</b> | <b>0</b> | <b>1,285</b> | <b>0</b> | <b>1,196</b> | <b>0</b>            | <b>3,289</b> | <b>0</b> | <b>97</b>  | <b>0</b> | <b>317</b> |
| <b>OFWs</b>     | <b>97</b>                         | <b>62,661</b> | <b>0</b> | <b>843</b> | <b>0</b> | <b>1,285</b> | <b>0</b> | <b>1,196</b> | <b>0</b>            | <b>3,289</b> | <b>0</b> | <b>97</b>  | <b>0</b> | <b>317</b> |
| Sea-based       | 97                                | 62,661        | 0        | 843        | 0        | 1,285        | 0        | 1,196        | 0                   | 3,289        | 0        | 97         | 0        | 317        |

Sources: 1) OSS Report dated 5 January 2022, 2) BOQ Report No. 596 dated 6 January 2022, 3) BOQ Human Remains Report No. 539 dated 6 January 2022, and 4) OCD BARMM Report dated 22 May 2021.

TESTING (09 May 2020 - 31 January 2021)

| ROFs                        | AIRPORTS       |                |                |                             |                                   |                | GRAND TOTAL OF TESTED ROFs |
|-----------------------------|----------------|----------------|----------------|-----------------------------|-----------------------------------|----------------|----------------------------|
|                             | NAIA           |                |                | CLARK INTERNATIONAL AIRPORT | MACTAN-CEBU INTERNATIONAL AIRPORT |                |                            |
|                             | Terminal 1     | Terminal 2     | Terminal 3     | Cumulative                  | Cumulative                        |                |                            |
| <b>SUBTOTAL</b>             | <b>193,297</b> | <b>270,090</b> | <b>186,044</b> | <b>67,026</b>               | <b>42,925</b>                     | <b>810,139</b> |                            |
| <b>RT-PCR (Viral Test)</b>  |                |                |                |                             |                                   |                |                            |
| Conducted by PCG            | 170,310        | 210,044        | 161,860        | 67,026                      | 42,925                            | 702,922        |                            |
| Arranged by LMA             | 2,256          | 2,011          | 0              | 0                           | 0                                 | 4,267          |                            |
| Arranged by MARIKINA LGU    | 20             | 27             | 44             | 0                           | 0                                 | 91             |                            |
| Arranged by PAMPANGA LGU    | 907            | 1,747          | 592            | 0                           | 0                                 | 3,246          |                            |
| Conducted by PAGSS/PADL     | 19,804         | 0              | 23,548         | 0                           | 0                                 | 43,352         |                            |
| Conducted by PAL/DETOXICARE | 0              | 56,261         | 0              | 0                           | 0                                 | 56,261         |                            |

| ROFs                       | SEAPORTS      |            |            |            |                     |            |
|----------------------------|---------------|------------|------------|------------|---------------------|------------|
|                            | MANILA        | CEBU       | SUBIC      | BATAAN     | TAWI-TAWI/ZAMBOANGA | DAVAO      |
|                            | Cumulative    | Cumulative | Cumulative | Cumulative | Cumulative          | Cumulative |
| <b>SUBTOTAL</b>            | <b>47,509</b> | <b>119</b> | <b>438</b> | <b>697</b> | <b>1,986</b>        | <b>8</b>   |
| <b>RT-PCR (Viral Test)</b> |               |            |            |            |                     |            |
| Conducted by PCG           | 47,509        | 119        | 438        | 697        | 1,986               | 8          |

Sources: 1) OSS Report dated 31 January 2021, and 2) BOQ Report No. 258 dated 02 February 2021.

6TH DAY SWABBING OPERATIONS

| Agency                     | GRAND TOTAL OF TESTED ROFs |
|----------------------------|----------------------------|
|                            | Cumulative                 |
| <b>SUBTOTAL</b>            | <b>233,767</b>             |
| <b>RT-PCR (Viral Test)</b> |                            |
| PCG                        | 154,815                    |
| BOQ                        | 25,082                     |
| DETOXICARE                 | 19,795                     |
| PADL                       | 22,727                     |
| PRIMERCARE                 | 11,348                     |

Sources: 1) OSS Report dated 15 May 2021. (Note: Figures from previous reports may differ due to data verification process.)

7TH DAY SWABBING OPERATIONS (May 14 - October 23, 2021)

| Agency                     | AIRPORTS       |               |               |            |              |              | GRAND TOTAL OF TESTED ROFs |
|----------------------------|----------------|---------------|---------------|------------|--------------|--------------|----------------------------|
|                            | NAIA           | CLARK         | CEBU          | LAOAG      | DAVAO        | SUBIC        |                            |
|                            | Cumulative     | Cumulative    | Cumulative    | Cumulative | Cumulative   | Cumulative   |                            |
| <b>SUBTOTAL</b>            | <b>321,248</b> | <b>46,491</b> | <b>52,624</b> | <b>266</b> | <b>3,945</b> | <b>8,377</b> | <b>432,951</b>             |
| <b>RT-PCR (Viral Test)</b> |                |               |               |            |              |              |                            |
| PCG/GOVT LABS              | 247,206        | 0             | 0             | 0          | 0            | 0            | 247,206                    |
| BOQ CLARK                  |                | 42,376        | 0             | 0          | 0            | 0            | 42,376                     |
| DETOXICARE                 | 36,528         | 0             | 0             | 0          | 0            | 0            | 36,528                     |
| PADL                       | 37,514         | 4,115         | 0             | 0          | 0            | 0            | 41,629                     |
| DOH-RESU 7                 | 0              | 0             | 52,624        | 0          | 0            | 0            | 52,624                     |
| M. MARIANO MEM HOSPITAL    | 0              | 0             | 0             | 266        | 0            | 0            | 266                        |
| SOUTHERN PHIL MED CTR      | 0              | 0             | 0             | 0          | 3,945        | 0            | 3,945                      |
| BOQ SUBIC                  | 0              | 0             | 0             | 0          | 0            | 8,377        | 8,377                      |

Sources: 1) OSS Report dated 23 October 2021. (Note: Figures from previous reports may differ due to data verification process.)





Republic of the Philippines  
 INTER-AGENCY TASK FORCE  
 FOR THE MANAGEMENT OF EMERGING INFECTIOUS DISEASE  
 NATIONAL TASK FORCE AGAINST COVID-19



**Task Group on Management of Returning Overseas Filipinos**

**TG-MROF Daily Operational Report as of 6 January 2022**

**QUARANTINE**

| ROFs IN TREATMENT AND MONITORING FACILITIES |                    |            |          |            |           |            |        |            |            | ROFs IN ACCOMMODATION ESTABLISHMENTS (AEs) |  |
|---|--------------------|------------|----------|------------|-----------|------------|--------|------------|------------|--|--|
| No. of QFs                                  | Confirmed Positive |            | Admitted |            | Recovered |            | Deaths |            | No. of AEs | Non-OFWs                                   |  |
|   | Now                | Cumulative | Now      | Cumulative | Now       | Cumulative | Now    | Cumulative |            |  |  |
| 11  | 158                | 25,843     | 26       | 786        | 132       | 25,029     | 0      | 28         | 0          | 0  |  |

Source: 1) BOQ Report No. 596 dated 6 January 2022. (Note: Figures from previous reports may differ due to data verification process.)

**OSS-MROF BALIK PROBINSYA & UWIAN NA PROGRAM ( May 25, 2020 - January 5, 2022)**

| ROFs ASSISTED THRU THEIR DESTINATION | MODE OF TRANSPORTATION |             |                 | GRAND TOTAL |
|--------------------------------------|------------------------|-------------|-----------------|-------------|
|                                      | Air (NAIA T2)          | Land (PITX) | Sea (N. Harbor) |             |
|                                      | Cumulative             | Cumulative  | Cumulative      |             |
|                                      | 446,090                | 374,388     | 96,092          | 916,570     |

Source: 1) OSS Report as of 5 January 2022, 2) PITX Report (Uwian Na Program) dated 6 January 2022, and "DOTr (Hatid Tulong Program) Report dated 14 May 2021.

\*Data starting from June 2 includes LSI and APOR. (Note: Figures from previous reports may differ due to data verification process.)

**OWWA COVID-19 RELATED ASSISTANCE TO OFWs (March 2020 - November 2021)**

|                          |         |
|--------------------------|---------|
| Returned to Home Regions | 802,538 |
| OFW Kalinga              | 829,067 |

Source: 1) OWWA Monitoring Report dated November 2021.

**REMAINS OF DECEASED OFs**

| COUNTRY OF ORIGIN    |     |            | CAUSE OF DEATH |            |
|----------------------|-----|------------|----------------|------------|
| COUNTRY              | NOW | CUMULATIVE |                | CUMULATIVE |
| <b>TOTAL</b>         | 0   | 5,515      |                | 5,515      |
| Saudi Arabia         | 0   | 798        | COVID-19       | 633        |
| USA                  | 0   | 287        | NON COVID-19   | 4,882      |
| United Arab Emirates | 0   | 149        |                |            |
| Qatar                | 0   | 67         |                |            |
| Kuwait               | 0   | 51         |                |            |
| Others               | 0   | 4,163      |                |            |

Source: 1) BOQ Human Remains Report No. 539 dated 6 January 2022. (Note: Figures from previous reports may differ due to data verification process.)

**RETURNING FILIPINOS FROM SABAH**

| TOTAL NO. OF RETURNING FILIPINOS FROM SABAH: |                      | 3,289                                   |
|--|----------------------|---|
| First Batch                                  | July 5, 2020         | 395                                     |
| Second Batch                                 | July 29, 2020        | 394                                     |
| Third Batch                                  | August 13, 2020      | 400                                     |
| Fourth Batch                                 | August 28, 2020      | 379                                     |
| Fifth Batch                                  | September 24, 2020   | 400                                     |
| Sixth Batch                                  | November 12, 2020    | 151                                     |
| Seventh Batch                                | December 13-20, 2020 | Failed deportation due to force majeure |
| Eighth Batch                                 | March 7, 2021        | 316                                     |
| Ninth Batch                                  | April 17, 2021       | 358                                     |
| Tenth Batch                                  | May 22, 2021         | 496                                     |

As of June 21, 2021, 4,683 remaining Filipinos are still in Sabah for transfer.

Source: 1) OCD BARMM Report dated 22 May 2021. (Note: Figures from previous reports may differ due to data verification process.)

**COUNTRIES TRAVEL CLASSIFICATION**

| GREEN LIST                  |                             |   |                          | YELLOW LIST   | RED LIST   |
|-----------------------------|-----------------------------|---|--------------------------|---|------------|
| Bangladesh                  | Benin                       | Bhutan  | British Virgin Islands   | All other countries/territories/jurisdictions not otherwise listed. | Eswatini   |
| China (Mainland)            | Côte d'Ivoire (Ivory Coast) | Djibouti  | Equatorial Guinea        |   | Lesotho    |
| Falkland Islands (Malvinas) | Fiji                        | The Gambia  | Guinea                   |   | Malawi     |
| Hong Kong (Chinese SAR)     | Indonesia                   | Kuwait  | Kyrgyzstan               |   | Mozambique |
| Liberia                     | Montserrat                  | Oman  | Uganda                   |   | Namibia    |
| Paraguay                    | Rwanda                      | Saba (Special Municipality of the Kingdom of Netherlands) | Saint Barthelemy         |   | Spain      |
| São Tomé and Príncipe       | Senegal                     |   | Sierra Leone             |   |            |
| Sint Eustatius              | Taiwan                      |   | Timor-Leste (East Timor) |   |            |
| Togo                        | United Arab Emirates        |   |                          |   |            |

Classification of "Green," "Yellow," and "Red" shall be effective from January 1, 2022 until January 15, 2022.

Sources: 1) IATF Resolution 154-E s. 2021 dated 29 December 2021.

|  |   |   |
|--|---|---|
| Prepared by:                                   | Reviewed by:  | Approved by:  |
| (SGD)<br>ARIANNE JEWEL G. PEROLA<br>Duty Staff | (SGD)<br>MARVIN T MANZANO, MDRM<br>Officer, TG MROF Coordination Center | (SGD)<br>DIR. BERNARDO RAFAELITO R ALEJANDRO IV, CESO IV, MNSA<br>Head, TG MROF Coordination Center |

Republic of the Philippines  
Inter-Agency Task Force  
FOR THE MANAGEMENT OF EMERGENCY INFECTIOUS DISEASE  
NATIONAL TASK FORCE COVID-19  
**Task Group on Management of Returning Overseas Filipinos**

**NARRATIVE REPORT**  
**6 January 2022**

---

**ACTIONS TAKEN:** Management of Returning Overseas Filipinos (MROF)

The Task Group on Management of Returning Overseas Filipinos (TG-MROF) was created by the National Incident Command-National Task Force COVID 19 to solely cater to the medical and social needs of Returning Overseas Filipinos (ROFs). The TG-MROF in coordination with various government agencies, private entities, and other task groups created to respond with the prevailing crisis, regional task units, and local government agencies that are task to facilitate the safe return of the ROFs back to their home provinces.

**Members:** DND, DOTr, DOLE, DILG, DFA, DOT, DSWD, DOH, OCD, OWWA, BOQ, CAAP, MARINA, PCG, PNP and AFP

**ARRIVALS:** As of 5 January 2022, a total of 1,982,778 **Returning Overseas Filipinos (ROFs)** arrived at the NAIA Terminals 1, 2, and 3, Clark International Airport, Mactan-Cebu International Airport, Laoag International Airport, South Harbor, Subic, Bataan, Zamboanga, and Batangas Port. Of which, a total of 1,523,137 are **OFWs** (896,984 are **land-based** and 626,153 are **sea-based**) and 454,126 are **non-OFWs**.

A total of 5,515 **deceased ROFs** had arrived in the country from 07 July 2020 – 6 January 2022. Of which, 633 died due to COVID-19.

**TESTING:** From May 9, 2020 to 31 January 2021, a total of 810,134 ROFs were tested thru RT-PCR.

**6<sup>TH</sup> DAY OF SWABBING OPERATIONS:** From 01 February to 13 May 2021, a total of 233,767 Returning Overseas Filipinos (ROFs) were tested thru RT-PCR, on the 6<sup>th</sup> day of their quarantine period.

**7<sup>TH</sup> DAY OF SWABBING OPERATIONS:** As of 23 October, a total of 432,951 **Returning Overseas Filipinos (ROFs)** were tested thru RT-PCR on the 7<sup>th</sup> day of their quarantine period. Of which, 247,206 were tested by PCG, 42,376 were tested by BOQ Clark, 36,528 were tested by Detoxicare, 41,629 were tested by PADL, 52,624 were tested by DOH-RESU 7, 266 were tested by M. Mariano Memorial Hospital, 3,945 were tested by Southern Philippine Medical Center, and 8,377 were tested by BOQ Subic.

**QUARANTINE:** As of 6 January 2022, a total of 25,843 ROFs were confirmed positive with COVID-19. Of which, 786 are admitted at 11 quarantine facilities, 25,029 were able to recover and 28 died.

**OSS-MROF BALIK PROBINSYA AND UWIAN NA PROGRAM:** As of 5 January 2022, a total of 916,570 ROFs were assisted back to their home provinces. Of which, 374,388 were assisted by land, 446,090 by air, and 96,092 by sea.

**OWWA COVID-19 RELATED ASSISTANCE TO OFWs:** From March 2020 to 10 October, 2021, a total of 829,067 OFWs were assisted by OWWA on their “Returned to Home Regions” program and 801,037 OFWs are also assisted through “OFW Kalinga” program.

**RETURNING FILIPINOS (REFs) from SABAH:** As of 22 May 2021, a total of 3,289 REFs from Sabah had arrived in the country. While as of 21 June 2021, a total of 4,683 remaining Filipinos are still in Sabah for transfer.

**TRAVEL BANNED COUNTRIES:** As of 29 December 2021, the IATF approved the imposition of travel restriction on Eswatini, Lesotho, Malawi, Mozambique, Namibia, and Spain by placing it under the Red List while 33 countries was listed under Green List effective from January 1, 2022 until January 15, 2022.

Prepared by:  
(SGD)  
**ARIANNE JEWEL G. PEROLA**  
Duty Staff

Reviewed by:  
(SGD)  
**MR MARVIN T. MANZANO**  
Officer, TG MROF Coordination Center

Approved by:  
(SGD)  
**DIR. BERNARDO RAFAELITO R. ALEJANDRO IV, CESO IV, MNSA**  
Head, TG MROF Coordination Center