



REPUBLIC OF THE PHILIPPINES
NATIONAL DISASTER RISK REDUCTION AND MANAGEMENT COUNCIL

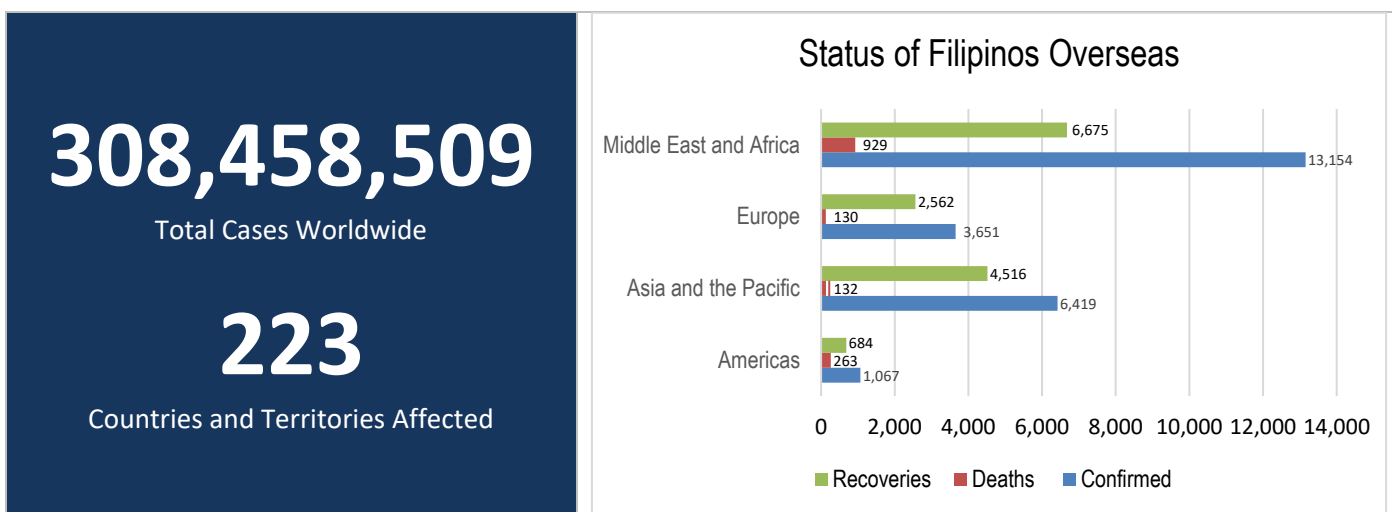
National Disaster Risk Reduction and Management Center, Camp Aguinaldo, Quezon City, Philippines

NATIONAL TASK FORCE
CORONAVIRUS DISEASE-2019
SITUATIONAL REPORT NO. 651

Issued on 1200H, 12 January 2022

Report Coverage: 11 January 2022

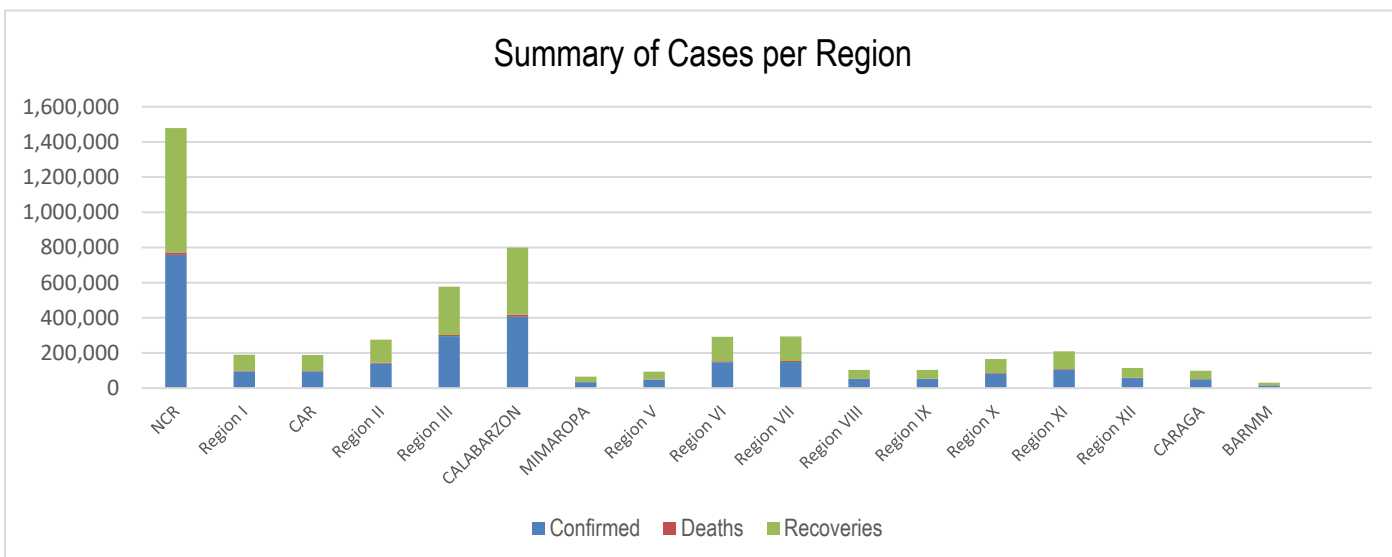
GLOBAL SITUATION



Source: WHO Global Data as of 11 January 2022

PHILIPPINE SITUATION

	<i>TOTAL</i>	<i>NEW</i>	<i>REMARKS</i>
TOTAL CASES	3,058,634	+32,246	
ACTIVE CASES	208,164		6.8% Positivity Rate
DEATHS	52,654	+144	1.72% Case Fatality Rate
RECOVERIES	2,797,816	+5,063	91.5% Case Recovery Rate

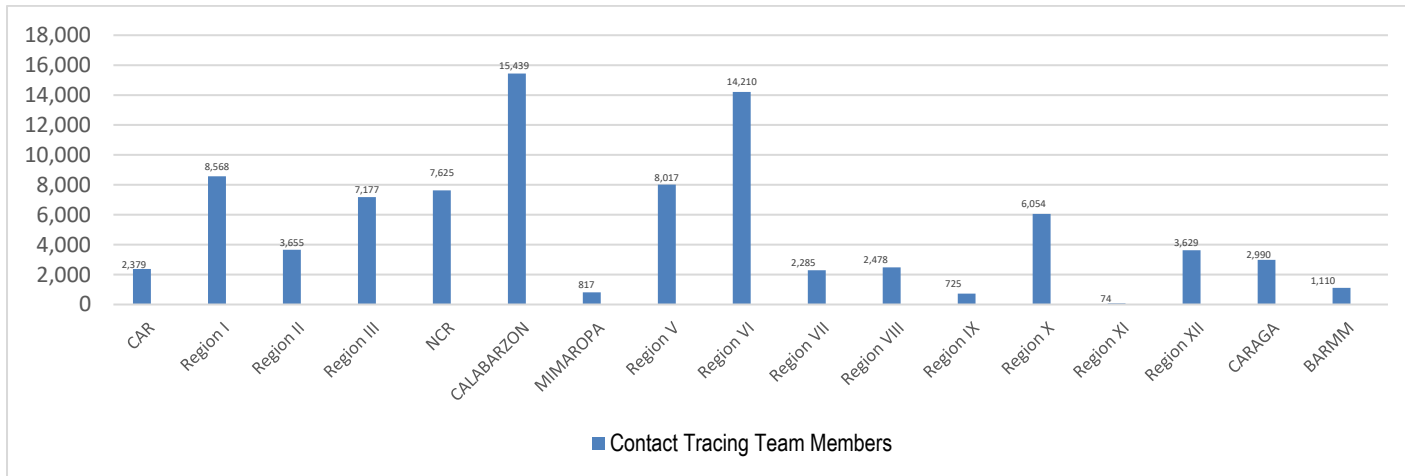


P-D-I-T-R STRATEGY

With reference to the National Action Plan (NAP) for COVID-19, the National Task Force is intensifying efforts to PREVENT the spread of the COVID-19, TEST individuals, and communities, ISOLATE those that are identified to be confirmed cases, TREAT and provide with appropriate health care, and REINTEGRATE them back to the community.

DETECTS

DETECT entails active screening of those presenting with signs and symptoms of COVID-19 in the community as well as other disease surveillance activities. For this purpose, contact tracing teams have been organized and provided with appropriate training. Summary is as follows:



The overall results of contact tracing are summarized as follows:

<h1>1:4</h1> <p>Case: Close Contacts Ratio</p>	<h1>98%</h1> <p>Close Contacts Listed, Traced, and Assessed within 24 hours</p>
--	---

Data as of 10 January 2022

Also, part of DETECT strategy is the enhancement of the COVID-19 testing capacities of the country. For this purpose, testing laboratories are setup and provided with appropriate licensing. The summary is as follows:

<h1>310</h1> <p>Licensed RT-PCR and GeneXpert Laboratories</p>	<h1>19</h1> <p>Laboratories with Ongoing Licensing Applications</p>
--	---

The overall testing results is summarized as follows:

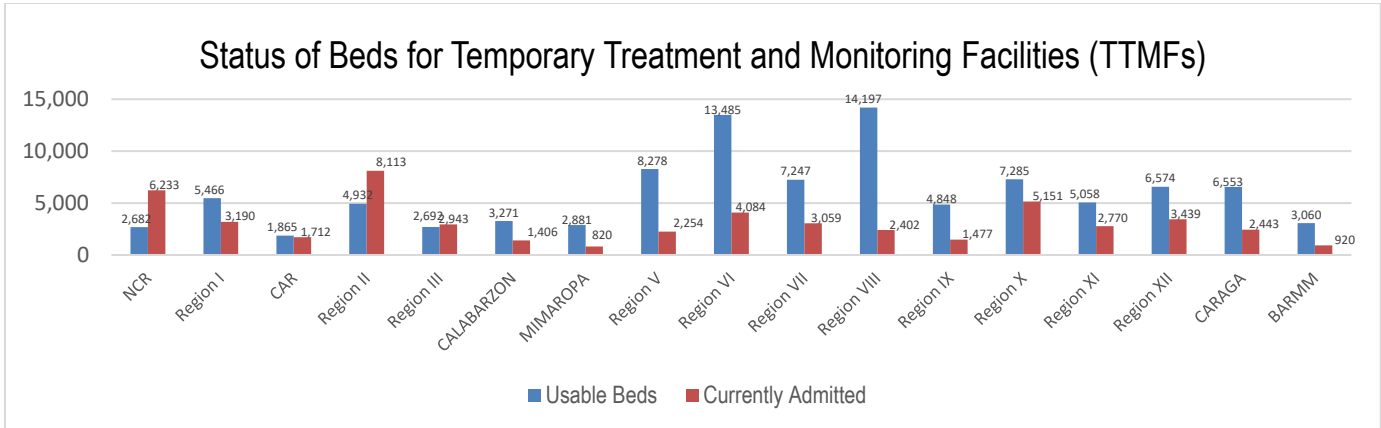
	TOTAL	NEW
TESTS CONDUCTED	25,833,069	-
UNIQUE INDIVIDUALS TESTED	24,297,953	-
POSITIVITY RATE	13.3%	
BACKLOGS	2,359	

To aid in the testing efforts, Mega Swabbing Sites have been established. The outputs of the Mega Swabbing Sites are as follows:

	TOTAL	NEW
ACT MOBILE TEAM	436,674	-
MOA ARENA	411,986	-
NINOY AQUINO STADIUM	455,432	-
PHILIPPINE SPORTS ARENA	624,910	-

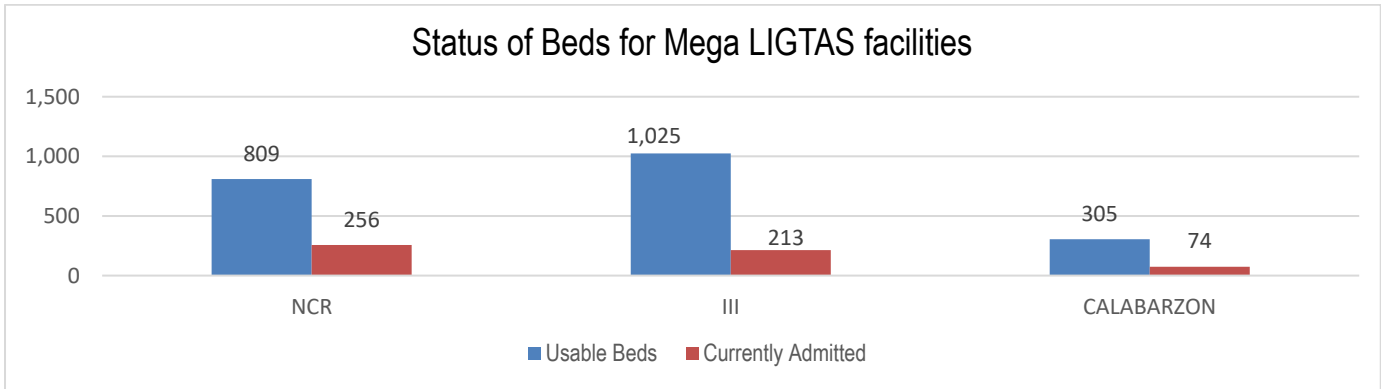
ISOLATE

Isolate involves implementation of measures to separate those identified as exposed and confirmed cases and provide medical interventions to further prevent the spread of the disease. This strategy involves setting up of Temporary Treatment and Monitoring Facilities (TTMFs). The summary of TTMFs established is as follows:



Source: DOH as of 07 September 2021

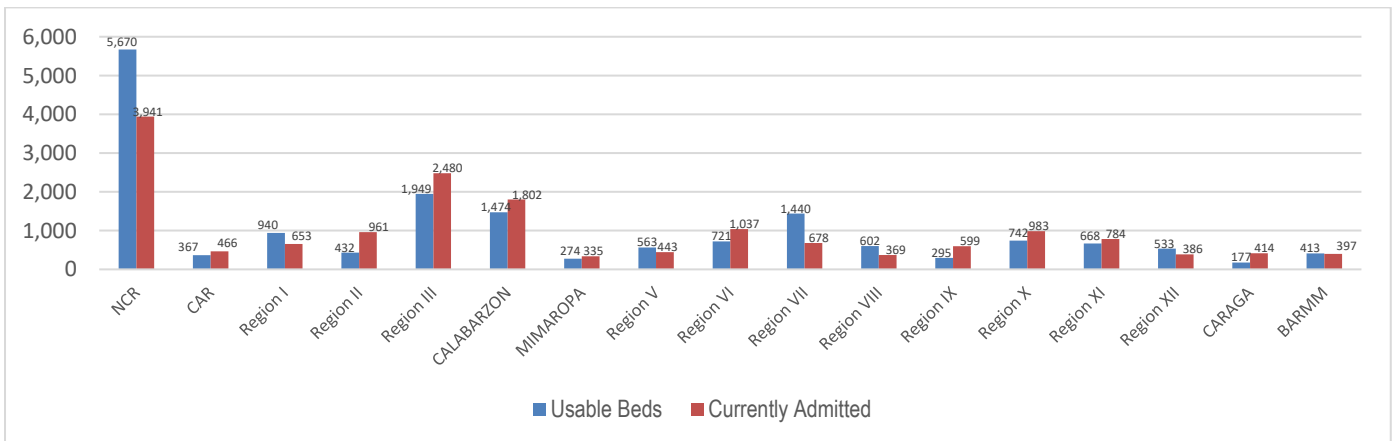
Aside from the TTMFs, Mega LIGTAS facilities have also been established. The summary of occupancies for the Mega LIGTAS facilities is as follows:



Source: DOH as of 15 October 2021

TREAT

For the TREAT strategy, One Hospital Command has been established to facilitate a centralized referral system. Further, wards, isolation, and intensive care units are in operation to provide treatment services for COVID-19 positives. The occupancy rate for all beds dedicated to COVID-19 (Ward, Isolation, Intensive Care) among reporting hospitals is summarized as follows.



Source: DOH as of 07 September 2021


DONATIONS MONITORING

In terms of resources, the following is the summary of total domestic and international donations received by the Philippine government, particularly various medical supplies, monitored by OCD in compliance with the Administrative Order No. 27, s. 2020, signed by the President of the Philippines on 31 March 2020.



MANAGEMENT OF RETURNING OVERSEAS FILIPINOS

Returning Overseas Filipinos are provided with assistance by facilitating their arrival from different points of origin abroad until their return to their respective homes, and attend to their medical and social needs, in order to give them comfort, ensure their safety, and prevent the spread of COVID-19. The following is the summary of ROFs



For the Chairperson, NDRRMC:

(SGD) UNDERSECRETARY RICARDO B JALAD
Executive Director, NDRRMC and
Administrator, OCD

REFERENCES: Reports from
World Health Organization
Office of Civil Defense
Department of Health
Department of the Interior and Local Government
Department of Foreign Affairs

ANNEXES:
Breakdown of Returning Overseas Filipinos
Breakdown of Resource Management and Logistics

NOTE:
Other reports are available upon request

Breakdown of COVID-19 Cases per LGU
As of 11 January 2022

1

REGION / PROVINCE / CHARTERED CITY	CLOSE CONTACTS	SUSPECTED CASES	PROBABLE CASES	ACTIVE CONFIRMED	CUMULATIVE CONFIRMED	CUMULATIVE DEATHS	CUMULATIVE RECOVERIES
GRAND TOTAL	4,895,853	1,107,035	223,462	79,765	2,581,163	71,510	2,429,164
NCR	2,656,105	884,387	218,021	36,417	757,678	13,512	707,749
Caloocan	-	208,527	108,869	1,068	63,906	1,646	61,192
Malabon	176,987	93	21,387	820	22,088	664	20,604
Navotas	5,071	2,762	9,216	1,040	18,898	571	17,287
Valenzuela	-	20,518	1,080	2,549	38,732	852	35,331
Pasig	30,093	2,933	39,545	446	30,324	832	29,046
Pateros	31,873	29,562	2,311	347	7,530	93	7,090
Marikina	177,005	405	2,079	1,561	27,740	668	25,511
Taguig	85,984	81,455	4,529	1,201	46,790	342	45,247
Quezon City	1,290,253	473,435	-	16,434	197,105	1,632	179,039
Manila	-	339	-	1,167	86,075	1,605	83,303
Makati	244,770	21,002	1,339	1,058	46,829	1,013	44,758
Mandaluyong	-	11,305	25,528	1,389	30,274	648	28,237
San Juan	233,066	586	-	1,306	17,212	339	15,567
Muntinlupa	758	-	567	1,957	29,684	585	27,142
Parañaque	359,602	19,030	655	1,556	39,715	752	37,407
Las Piñas	1,911	12,286	676	372	30,386	711	29,303
Pasay	18,732	149	240	2,146	24,390	559	21,685
CAR	338,796	38,093	0	2,081	95,139	2,296	90,743
Abra	3,902	894	-	41	4,810	131	4,637
Apayao	6,473	2,566	-	31	8,654	115	8,506
Baguio City	194,153	9,584	-	1,379	31,479	740	29,352
Benguet	93,282	10,821	-	354	22,337	772	21,208
Ifugao	8,864	7,399	-	49	10,043	166	9,826
Kalinga	12,613	4,335	-	128	9,766	234	9,403
Mt. Province	19,509	2,494	-	99	8,050	138	7,811
I	157,134	19,557	0	1,646	95,836	2,281	91,918
Ilocos Norte	13,850	247	-	276	19,296	492	18,528
Ilocos Sur	43,134	1,600	-	63	17,657	228	17,376
La Union	28,786	10,981	-	400	21,381	583	20,397
Pangasinan	55,703	6,101	-	719	31,878	773	30,386
Dagupan City	15,661	628	-	188	5,624	205	5,231
II	191	2,166	4	2,242	139,103	5,059	131,720
Batanes	-	18	-	8	327	3	316
Cagayan	7	592	2	977	51,986	2,159	48,813
Isabela	127	1,137	2	887	61,449	2,064	58,466
Nueva Vizcaya	47	369	-	287	18,064	590	17,176
Quirino	10	50	-	83	7,277	243	6,949
III	0	0	0	14,165	295,697	6,177	275,355
Aurora	-	-	-	32	3,689	221	3,436
Bataan	-	-	-	1,107	32,822	490	31,225
Bulacan	-	-	-	8,238	113,079	1,602	103,239
Nueva Ecija	-	-	-	1,021	33,107	962	31,124
Pampanga	-	-	-	2,044	55,766	1,444	52,278
Tarlac	-	-	-	604	23,344	521	22,219
Zambales	-	-	-	293	11,070	479	10,298
Angeles City	-	-	-	582	15,872	298	14,992
Olongapo City	-	-	-	244	6,948	160	6,544
CALABARZON	13,830	59,659	2,323	12,823	405,987	12,702	380,462
Cavite	3,398	13,462	17	6,902	135,681	3,362	125,417
Laguna	5,288	13,351	650	3,158	102,393	3,122	96,113
Batangas	1,008	1,674	17	1,267	67,519	2,725	63,527
Rizal	3,719	0	18	884	72,551	2,047	69,620
Quezon	417	31,172	1621	612	27,843	1,446	25,785
MIMAROPA	63,522	13,647	263	313	33,203	1,098	31,329
Occidental Mindoro	13,518	1,734	70	55	6,016	162	5,743
Oriental Mindoro	11,336	5,168	33	165	9,897	463	9,195
Marinduque	7,186	1,021	110	34	3,679	75	3,480
Romblon	10,491	3,328	13	11	4,646	72	4,537
Palawan	20,991	2,396	37	48	8,965	326	8,374

V	13,852	760	1	3,124	48,322	2,000	43,198
Albay	4,911	411	1	353	9,825	505	8,967
Camarines Norte	664	66	0	112	3,252	197	2,943
Camarines Sur	3,742	149	0	1,174	20,692	663	18,855
Catanduanes	1,226	35	0	88	2,791	115	2,588
Masbate	1,352	15	0	1,034	4,822	74	3,714
Sorsogon	842	83	0	196	6,734	441	6,097
Others	1,115	1	0	167	206	5	34
VI	206,895	474	105	2,781	147,603	4,714	140,052
Aklan	18,990	4	3	338	12,825	202	12,284
Antique	7,746	6	27	149	6,191	243	5,796
Capiz	24,445	44	5	234	9,663	373	9,053
Guimaras	4,776	13	0	23	3,200	158	3,017
Iloilo	51,641	209	1	730	34,871	1,095	33,031
Iloilo City	62,834	95	46	350	22,228	627	21,242
Negros Occidental	25,383	71	12	618	34,543	1,211	32,700
Bacolod City	11,080	32	11	339	24,082	805	22,929
VII	6,381	2,425	2,172	1,451	147,825	6,343	140,031
Bohol	976	636	17	101	20,096	586	19,409
Cebu	4,336	218	584	333	37,410	2,574	34,503
Negros Oriental	833	1,512	1,540	217	19,830	696	18,917
Siquijor	14	-	2	1	2,681	45	2,635
Cebu City	-	-	-	605	41,799	1,527	39,667
Lapu-Lapu City	49	-	-	96	13,768	472	13,200
Mandaue City	173	59	29	98	12,241	443	11,700
VIII	166,426	1,061	1	659	52,125	631	50,835
Leyte	43,326	354	-	203	18,839	154	18,482
Southern Leyte	18,387	171	-	18	5,653	42	5,593
Biliran	8,514	52	-	6	1,981	49	1,926
Samar	42,506	114	1	142	7,697	120	7,435
Eastern Samar	11,771	47	-	20	4,039	46	3,973
Northern Samar	14,431	152	-	90	4,083	87	3,906
Tacloban City	22,832	122	-	131	6,395	93	6,171
Ormoc City	4,659	30	-	49	3,438	40	3,349
Other Region	-	19	-	-	-	-	-
IX	140,697	28,654	0	239	52,126	2,474	49,414
Zamboanga Del Norte	16,511	3,385	0	13	10,460	528	9,920
Zamboanga Del Sur	44,456	3,293	0	108	13,518	551	12,859
Zamboanga Sibugay	8,464	1,642	0	7	4,020	232	3,781
Zamboanga City	71,183	19,429	0	101	22,655	1,108	21,446
Isabela City, Basilan	83	905	0	10	1,473	55	1,408
X	0	2,136	0	492	82,801	3,485	78,824
Cagayan De Oro City	-	718	0	213	21,822	1,106	20,503
Iligan City	-	215	0	28	4,731	428	4,275
Bukidnon	-	387	0	95	26,207	582	25,530
Camiguin	-	17	0	2	2,062	184	1,876
Lanao Del Norte	-	28	0	44	4,446	322	4,080
Misamis Occidental	-	311	0	30	9,137	354	8,753
Misamis Oriental	-	460	0	80	14,396	509	13,807
XI	845,006	34,952	170	701	105,120	3,890	100,529
Davao City	524,879	31,165	108	462	54,348	1,794	52,092
Davao De Oro	50,225	771	5	55	7,866	406	7,405
Davao Del Norte	99,055	1,381	39	108	19,817	814	18,895
Davao Del Sur	58,871	972	2	52	11,583	480	11,051
Davao Occidental	32,681	219	15	4	3,859	110	3,745
Davao Oriental	79,175	444	1	20	7,647	286	7,341
Other Regions	120	-	-	-	-	-	-
XII	277,567	16,985	6	284	57,391	2,313	54,775
General Santos City	21,220	4,954	-	147	14,435	569	13,717
North Cotabato	39,800	481	1	40	10,746	602	10,098
Sarangani	60,124	103	-	10	6,603	173	6,414
South Cotabato	128,506	11,012	5	73	18,553	735	17,742
Sultan Kudarat	27,917	435	-	14	7,054	234	6,804
CARAGA	8,558	1,365	384	224	49,541	1,899	47,323
Dinagat Islands	268	142	-	3	1,700	82	1,615
Butuan City	736	305	9	55	12,199	369	11,748

<i>Cabadbaran City</i>	331	63	6	0	1,375	31	1,344
<i>Tandag City</i>	215	21	9	12	1,748	86	1,645
<i>Agusan Del Norte</i>	823	225	26	15	4,387	183	4,187
<i>Bayugan City</i>	308	77	22	9	1,902	88	1,799
<i>Agusan Del Sur</i>	1,248	130	128	79	10,822	295	10,403
<i>Surigao Del Norte</i>	2,994	106	22	4	3,440	147	3,288
<i>Surigao Del Sur</i>	1,147	59	60	39	7,155	345	6,766
<i>Surigao City</i>	1	171	47	3	2,515	130	2,382
<i>Bislig City</i>	487	66	55	5	2,298	143	2,146
BARMM	893	714	12	123	15,666	636	14,907
<i>Maguindanao</i>	73	106	4	25	3,651	152	3,474
<i>Lanao del Sur</i>	723	200	1	42	5,207	225	4,940
<i>Basilan</i>	63	128	1	2	1,194	53	1,139
<i>Sulu</i>	34	235	6	13	974	33	928
<i>Tawi-Tawi</i>	0	45	0	3	194	19	172
<i>Cotabato City</i>	0	0	0	38	4,446	154	4,254

Sources: OCDROs

Note: Decrease in figures of cumulative data is due to ongoing validation.



Republic of the Philippines
 INTER-AGENCY TASK FORCE
 FOR THE MANAGEMENT OF EMERGING INFECTIOUS DISEASE
 NATIONAL TASK FORCE - COVID-19
TASK GROUP RESOURCE MANAGEMENT AND LOGISTICS



Situation Report
 As of 12 January 2022

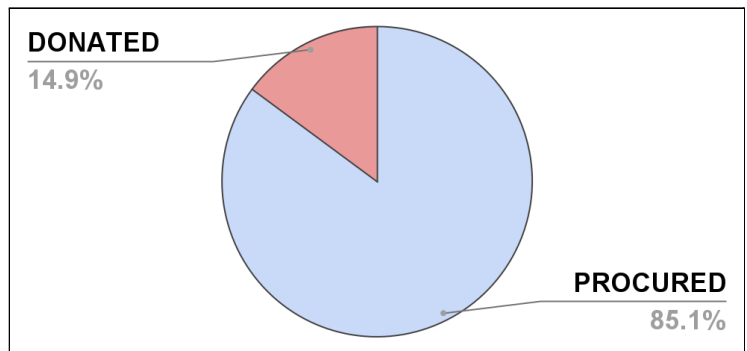
I. DOH-OCD DISTRIBUTION OF SUPPLIES

PARTICULARS	DISPATCHED (PROCURED)	DISPATCHED (DONATED)	DISPATCHED (TOTAL)
Protective Gown	5,509,879	181,635	5,691,514
Protective Suit (Clothing)	5,969,794	213,305	6,183,099
Masks (Surgical)	23,357,079	8,417,576	31,774,655
Head Cover	5,952,274	35,250	5,987,524
Shoe Cover	6,321,149	82,620	6,403,769
Gloves (Surgical)	14,307,812	1,175,900	15,483,712
Goggles	1,050,811	284,498	1,335,309
Masks (N95)	6,224,329	432,025	6,656,354
Masks (KN95)	2,986,742	793,648	3,780,390
Face Shield	4,797,169	439,507	5,236,676
Non-Invasive Ventilator	0	30	30
Alcohol (500ml)	12,608	46,832	59,440

Most distributed medical supply (Procured)	Surgical Mask (23,357,079) pieces
Most distributed medical supply (Donated)	Surgical Mask (8,417,576) pieces
Average Dispatch Percentage (Combined)	96.55%

II. SUMMARY OF PROCURED AND DONATED ITEMS

Total Items Dispatched	114,519,661 individual pieces
Total Procured Items Dispatched	97,467,814 individual pieces
Total Donated Items Dispatched	17,051,847 individual pieces



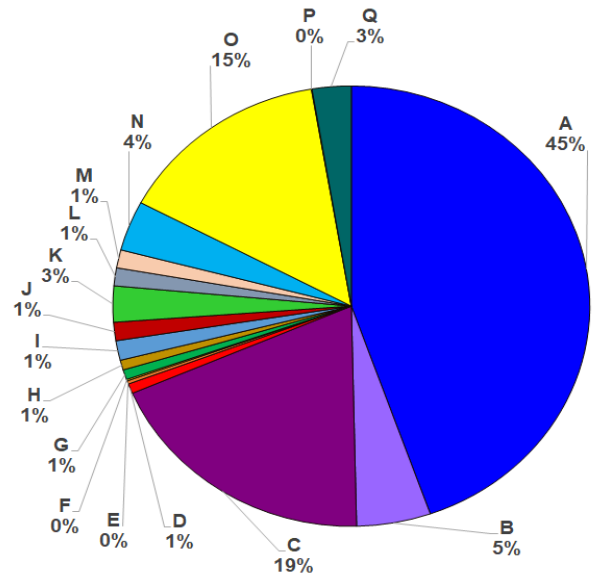
III. STATUS OF PROCURED COVID-19 ANTIGEN KITS

BATCH	TOTAL PROCURED	TOTAL DISPATCHED	BALANCE
BATCH 1 (ABBOTT)	500,000	500,000	0
		100.00%	0.00%
BATCH 2 (SD BIOSENSOR)	50,000	50,000	0
		100.00%	0.00%
BATCH 3 (RAPIGEN)	15,500	15,500	0
		100.00%	0.00%

IV. DONATIONS MONITORING (as of 20 April 2021)

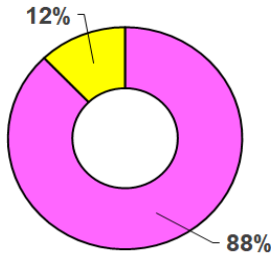
A. Financial Donations Received by OCD

A	AFP	P 16,901,934.27
B	ANONYMOUS	P 1,903,100.00
C	BJMP	P 7,151,337.94
D	DBM	P 273,170.00
E	DENR	P 88,500.00
F	DILG	P 45,000.00
G	DOE	P 273,165.10
H	DOJ	P 273,165.00
I	MALACAÑANG	P 546,330.20
J	MMDA	P 510,000.00
K	NICA	P 1,000,000.00
L	NSC	P 500,000.00
M	OCD	P 499,700.00
N	PHILIPPINE MARINE	P 1,390,350.00
O	PHILIPPINE NAVY	P 5,506,950.00
P	PRIVATE DONATIONS	P 15,000.00
Q	TRANSGLOBAL CONSOLIDATIONS	P 1,000,000.00



DOMESTIC CASH DONATIONS RECEIVED BY OCD
PHP 37,877,702.51

B. Summary of Utilization for Cash Donations (as of 20 April 2021)




Total Cash Donations Received by OCD	Php 37,877,702.51
Cash Donations Utilized	Php 33,279,155.13
Funds Available	Php 4,583,547.38

C. Donations Summary

	DOMESTIC DONATION	INTERNATIONAL DONATION	GRAND TOTAL
MEDICAL SUPPLIES AND EQUIPMENT	8434	556	8990
WATER AND FOOD ITEMS	1960	4	1964
NON-FOOD ITEMS	1356	32	1388
SERVICES	164	6	170
CASH	163	-	163
VARIOUS DONATIONS	131	24	155
OTHERS	37	-	37
VACCINES	7	5	12
RENTALS	3	-	3
Total	12255	627	12882

Prepared by:


GERRY JONES BASILIO
Duty Staff

Reviewed by


JOSE ANGELO A MANGAOANG
Officer-on-duty

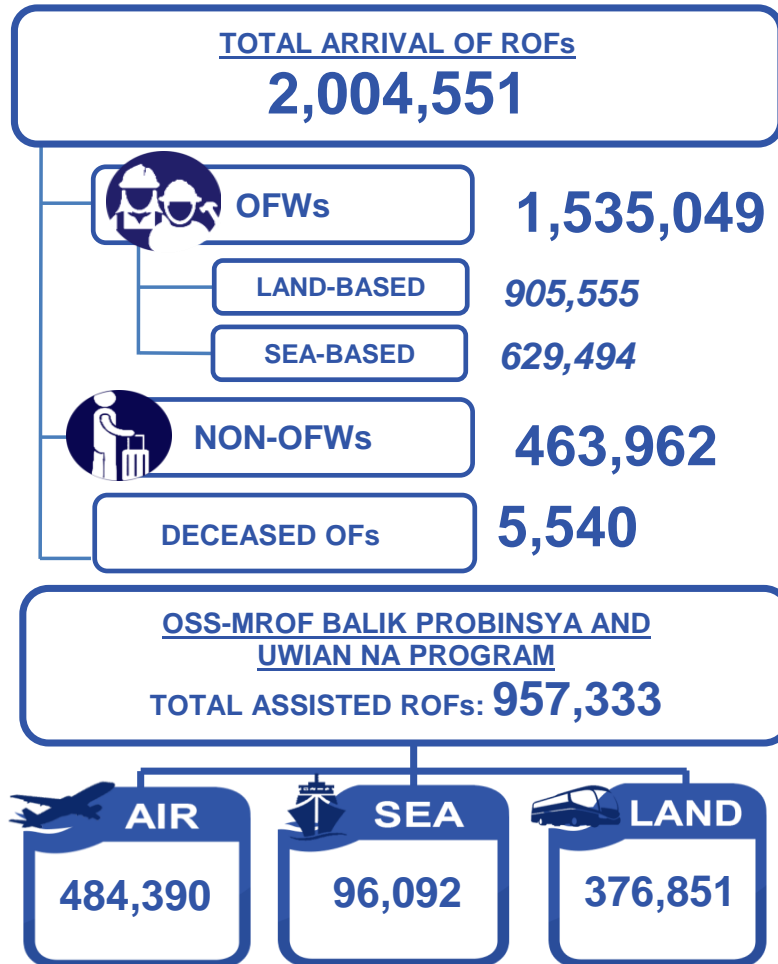
Approved by:


DIRECTOR BERNARDO RAFAELITO R ALEJANDRO IV, CESO IV, MNSA
Head, Task Group Resource Management and Logistics



Task Group on Management of Returning Overseas Filipinos

Summary Report
 11 January 2022



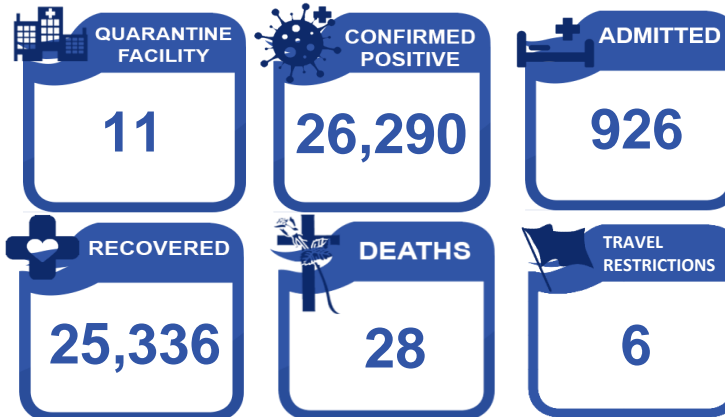
OWWA COVID-19 RELATED ASSISTANCE TO OFWs

RETURNED TO HOME REGIONS : 802,538
 OFW KALINGA : 829,067

TOTAL NO. OF RETURNING FILIPINOS FROM SABAH

3,289

HEALTH STATUS of ROFs





Republic of the Philippines
INTER-AGENCY TASK FORCE
FOR THE MANAGEMENT OF EMERGING INFECTIOUS DISEASE
NATIONAL TASK FORCE AGAINST COVID-19



Task Group on Management of Returning Overseas Filipinos

TG-MROF Daily Operational Report as of 11 January 2022

ARRIVALS

ROFs	TOTAL ARRIVAL ON AIRPORTS: 1,929,316														GRAND TOTAL ARRIVAL OF ROFs	
	NINYO AQUINO INTERNATIONAL AIRPORT						CLARK INTERNATIONAL AIRPORT		MACTAN-CEBU INTERNATIONAL AIRPORT		LAOAG AIRPORT	DAVAO AIRPORT	SUBIC AIRPORT	BOHOL-PANGLAO AIRPORT		
	Terminal 1 (23 April 2020 - 10 January 2022)		Terminal 2 (23 April 2020 - 10 January 2022)		Terminal 3 (08 July 2020 - 10 January 2022)		(05 June 2020 - 10 January 2022)		(28 June 2020 - 10 January 2022)		(18 June - 10 Jan. 2022)	(27 June - 10 Jan. 2022)	(18 June - 10 Jan. 2022)	(Nov. 18 - 10 Jan. 2022)		
	Now	Cumulative	Now	Cumulative	Now	Cumulative	Now	Cumulative	Now	Cumulative	Cumulative	Cumulative	Cumulative	Cumulative		
SUBTOTAL	1,365	488,963	1,346	601,610	550	424,046	506	205,667	251	178,408	405	12,481	17,616	120	4,025	2,004,551
OFWs	1,162	411,181	497	387,533	244	311,968	394	186,026	196	140,406	381	10,745	17,024	120	2,500	1,535,049
Land-based	1,069	307,277	201	235,321	139	175,503	252	101,667	162	59,134	352	9,975	16,238	88	1,823	905,555
Sea-based	93	103,904	296	152,212	105	136,465	142	84,359	34	81,272	29	770	786	2	677	629,494
NON-OFWs	203	77,782	849	214,077	306	112,078	112	19,641	55	38,002	24	1,736	592	30	1,525	463,962
Deceased OFWs	0	5,540													0	5,540

ROFs	TOTAL ARRIVAL ON SEAPORTS: 69,695													
	MANILA		CEBU		SUBIC		BATAAN		TAWI-TAWI/ZAMBOANGA		DAVAO		BATANGAS	
	Now	Cumulative	Now	Cumulative	Now	Cumulative	Now	Cumulative	Now	Cumulative	Now	Cumulative	Now	Cumulative
SUBTOTAL	5	62,666	2	845	0	1,285	0	1,196	0	3,289	0	97	0	317
OFWs	5	62,666	2	845	0	1,285	0	1,196	0	3,289	0	97	0	317
Sea-based	5	62,666	2	845	0	1,285	0	1,196	0	3,289	0	97	0	317

Sources: 1) OSS Report dated 10 January 2022, 2) BOQ Report No. 601 dated 11 January 2022, 3) BOQ Human Remains Report No. 544 dated 11 January 2022, and 4) OCD BARM Report dated 22 May 2021.

QUARANTINE

ROFs IN TREATMENT AND MONITORING FACILITIES								
No. of QFs	Confirmed Positive		Admitted		Recovered		Deaths	
	Now	Cumulative	Now	Cumulative	Now	Cumulative	Now	Cumulative
11	98	26,290	0	926	106	25,336	0	28

Sources: 1) BOQ Report No. 601 dated 11 January 2022. (Note: Figures from previous reports may differ due to data verification process.)

OWWA COVID-19 RELATED ASSISTANCE TO OFWs (March 2020 - November 2021)

Returned to Home Regions	802,538
OFW Kalinga	829,067

Source: 1) OWWA Monitoring Report dated November 2021.

OSS-MROF BALIK PROBINSYA & UWIAN NA PROGRAM (May 25, 2020 - January 10, 2022)

ROFs ASSISTED THRU THEIR DESTINATION	MODE OF TRANSPORTATION			GRAND TOTAL
	Air (NAIA T2)	Land (PITX)	Sea (N. Harbor)	
	Cumulative	Cumulative	Cumulative	
	484,390	376,851	96,092	957,333

Sources: 1) OSS Report as of 10 January 2022, 2) PITX Report (Uwian Na Program) dated 11 January 2022, and "DOTr (Haid Tulung Program) Report dated 14 May 2021. *Data starting from June 2 includes LSI and APOR. (Note: Figures from previous reports may differ due to data verification process.)

REMAINS OF DECEASED OFWs

COUNTRY OF ORIGIN	CAUSE OF DEATH	
	NOW	CUMULATIVE
TOTAL	0	5,540
Saudi Arabia	0	798
USA	0	287
United Arab Emirates	0	149
Qatar	0	67
Kuwait	0	51
Others	0	4,188

Source: 1) BOQ Human Remains Report No. 544 dated 11 January 2022. (Note: Figures from previous reports may differ due to data verification process.)

RETURNING FILIPINOS FROM SABAH

TOTAL NO. OF RETURNING FILIPINOS FROM SABAH:	3,289	
First Batch	July 5, 2020	395
Second Batch	July 29, 2020	394
Third Batch	August 13, 2020	400
Fourth Batch	August 28, 2020	379
Fifth Batch	September 24, 2020	400
Sixth Batch	November 12, 2020	151
Seventh Batch	December 13-20, 2020	Failed deportation due to force majeure
Eighth Batch	March 7, 2021	316
Ninth Batch	April 17, 2021	358
Tenth Batch	May 22, 2021	496

As of June 21, 2021, 4,683 remaining Filipinos are still in Sabah for transfer.

Source: 1) OCD BARM Report dated 22 May 2021. (Note: Figures from previous reports may differ due to data verification process.)

COUNTRIES TRAVEL CLASSIFICATION

GREEN LIST			
Bangladesh	Benin	Bhutan	British Virgin Islands
China (Mainland)	Côte d'Ivoire (Ivory Coast)	Djibouti	Equatorial Guinea
Falkland Islands (Malvinas)	Fiji	The Gambia	Guinea
Hong Kong (Chinese SAR)	Indonesia	Kuwait	Kyrgyzstan
Liberia	Montserrat	Oman	Uganda
Paraguay	Rwanda	Saba (Special Municipality of the Kingdom of Netherlands)	Saint Barthelemy
São Tomé and Príncipe	Senegal		Sierra Leone
Sint Eustatius	Taiwan		Timor-Leste (East Timor)
Togo	United Arab Emirates		
YELLOW LIST			
All other countries/territories/jurisdictions not otherwise listed.			
RED LIST			
Eswatini		Mozambique	
Lesotho		Namibia	
Malawi		Spain	

Classification of "Green", "Yellow", and "Red" shall be effective from January 1, 2022 to January 15, 2022. Sources: 1) IATF Resolution 154-E.s. 2021 dated 29 December 2021.

Prepared by:

(SGD)
ARIANNE JEWEL G. PEROLA
Duty Staff

Reviewed by:

(SGD)
MARVIN T MANZANO, MDRM
Officer, TG MROF Coordination Center

Approved by:

(SGD)
DIR. BERNARDO RAFAELITO R ALEJANDRO IV, CESO IV, MNSA
Head, TG MROF Coordination Center

Republic of the Philippines
Inter-Agency Task Force
FOR THE MANAGEMENT OF EMERGENCY INFECTIOUS DISEASE
NATIONAL TASK FORCE COVID-19
Task Group on Management of Returning Overseas Filipinos

NARRATIVE REPORT
11 January 2022

ACTIONS TAKEN: Management of Returning Overseas Filipinos (MROF)

The Task Group on Management of Returning Overseas Filipinos (TG-MROF) was created by the National Incident Command-National Task Force COVID 19 to solely cater to the medical and social needs of Returning Overseas Filipinos (ROFs). The TG-MROF in coordination with various government agencies, private entities, and other task groups created to respond with the prevailing crisis, regional task units, and local government agencies that are task to facilitate the safe return of the ROFs back to their home provinces.

Members: DND, DOTr, DOLE, DILG, DFA, DOT, DSWD, DOH, OCD, OWWA, BOQ, CAAP, MARINA, PCG, PNP and AFP

ARRIVALS: As of 10 January 2022, a total of **2,004,551 Returning Overseas Filipinos (ROFs)** arrived at the NAIA Terminals 1, 2, and 3, Clark International Airport, Mactan-Cebu International Airport, Laoag International Airport, South Harbor, Subic, Bataan, Zamboanga, and Batangas Port. Of which, a total of **1,535,049** are **OFWs** (**905,555** are **land-based** and **629,494** are **sea-based**) and **463,962** are **non-OFWs**.

A total of **5,540 deceased ROFs** had arrived in the country from 07 July 2020 – 11 January 2022. Of which, **633** died due to COVID-19.

QUARANTINE: As of 10 January 2022, a total of **26,290** ROFs were confirmed positive with COVID-19. Of which, **926** are admitted at **11** quarantine facilities, **25,336** were able to recover and **28** died.

OSS-MROF BALIK PROBINSYA AND UWIAN NA PROGRAM: As of 10 January 2022, a total of **957,333** ROFs were assisted back to their home provinces. Of which, **376,851** were assisted by land, **484,390** by air, and **96,092** by sea.

OWWA COVID-19 RELATED ASSISTANCE TO OFWs: From March 2020 to 10 October, 2021, a total of **829,067** OFWs were assisted by OWWA on their “Returned to Home Regions” program and **801,037** OFWs are also assisted through “OFW Kalinga” program.

RETURNING FILIPINOS (REFs) from SABAH: As of 22 May 2021, a total of **3,289** REFs from Sabah had arrived in the country. While as of 21 June 2021, a total of **4,683** remaining Filipinos are still in Sabah for transfer.

TRAVEL BANNED COUNTRIES: As of 29 December 2021, the IATF approved the imposition of travel restriction on Eswatini, Lesotho, Malawi, Mozambique, Namibia, and Spain by placing it under the Red List while 33 countries was listed under Green List effective from January 1, 2022 until January 15, 2022.

Prepared by:

(SGD)
ARIANNE JEWEL G. PEROLA
Duty Staff

Reviewed by:

(SGD)
MR MARVIN T. MANZANO
Officer, TG MROF Coordination Center

Approved by:

(SGD)
DIR. BERNARDO RAFAELITO R. ALEJANDRO IV, CESO IV, MNSA
Head, TG MROF Coordination Center