



REPUBLIC OF THE PHILIPPINES  
**NATIONAL DISASTER RISK REDUCTION AND MANAGEMENT COUNCIL**

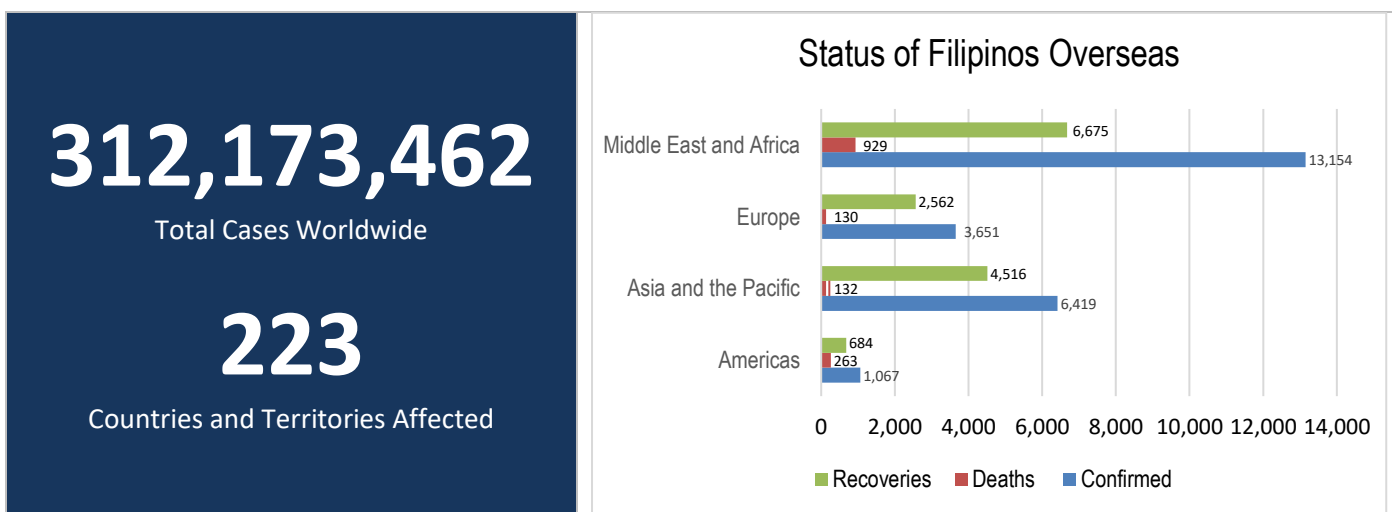
National Disaster Risk Reduction and Management Center, Camp Aguinaldo, Quezon City, Philippines

NATIONAL TASK FORCE  
**CORONAVIRUS DISEASE-2019**  
**SITUATIONAL REPORT NO. 652**

Issued on 1200H, 13 January 2022

Report Coverage: 12 January 2022

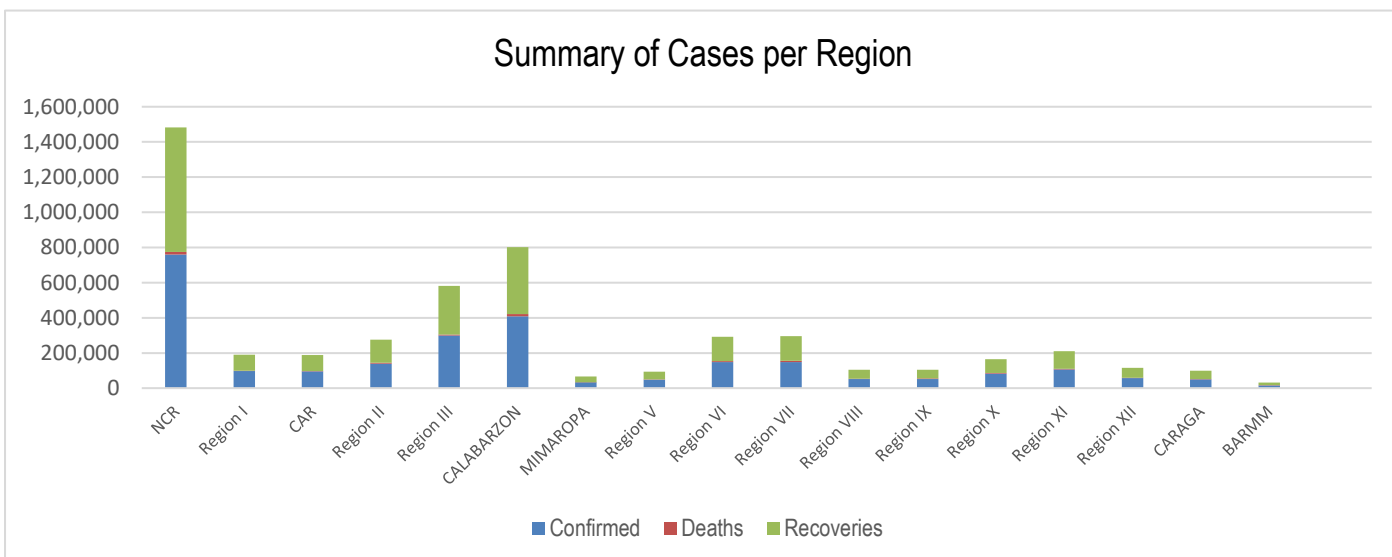
**GLOBAL SITUATION**



Source: WHO Global Data as of 12 January 2022

**PHILIPPINE SITUATION**

	<i>TOTAL</i>	<i>NEW</i>	<i>REMARKS</i>
<b>TOTAL CASES</b>	<b>3,092,409</b>	+34,021	
<b>ACTIVE CASES</b>	<b>237,387</b>		<b>7.7%</b> Positivity Rate
<b>DEATHS</b>	<b>52,736</b>	+82	<b>1.71%</b> Case Fatality Rate
<b>RECOVERIES</b>	<b>2,802,286</b>	+4,694	<b>90.6%</b> Case Recovery Rate

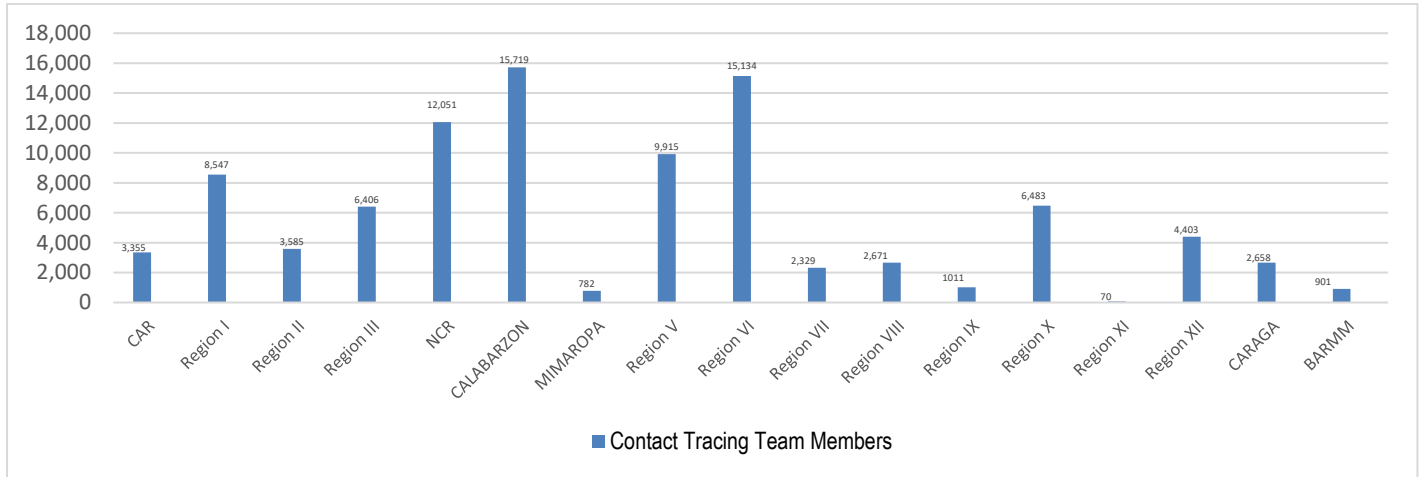


# P-D-I-T-R STRATEGY

With reference to the National Action Plan (NAP) for COVID-19, the National Task Force is intensifying efforts to PREVENT the spread of the COVID-19, TEST individuals, and communities, ISOLATE those that are identified to be confirmed cases, TREAT and provide with appropriate health care, and REINTEGRATE them back to the community.

## DETECTS

DETECT entails active screening of those presenting with signs and symptoms of COVID-19 in the community as well as other disease surveillance activities. For this purpose, contact tracing teams have been organized and provided with appropriate training. Summary is as follows:



The overall results of contact tracing are summarized as follows:

<h1>1:4</h1> <p>Case: Close Contacts Ratio</p>	<h1>98%</h1> <p>Close Contacts Listed, Traced, and Assessed within 24 hours</p>
------------------------------------------------	---------------------------------------------------------------------------------

Data as of 12 January 2022

Also, part of DETECT strategy is the enhancement of the COVID-19 testing capacities of the country. For this purpose, testing laboratories are setup and provided with appropriate licensing. The summary is as follows:

<h1>310</h1> <p>Licensed RT-PCR and GeneXpert Laboratories</p>	<h1>19</h1> <p>Laboratories with Ongoing Licensing Applications</p>
----------------------------------------------------------------	---------------------------------------------------------------------

The overall testing results is summarized as follows:

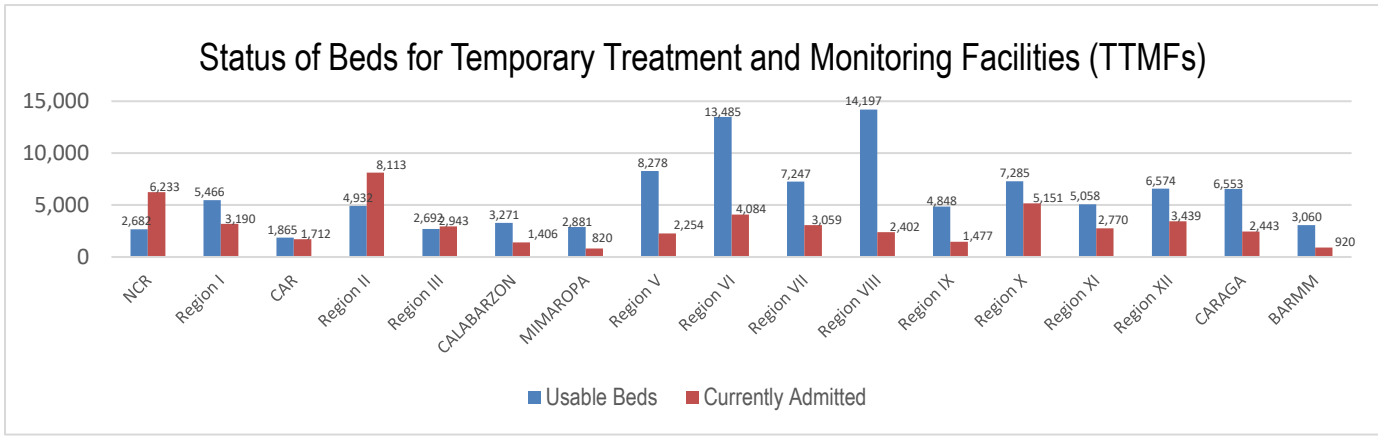
	TOTAL	NEW
TESTS CONDUCTED	25,833,069	-
UNIQUE INDIVIDUALS TESTED	24,297,953	-
POSITIVITY RATE	13.3%	
BACKLOGS	2,359	

To aid in the testing efforts, Mega Swabbing Sites have been established. The outputs of the Mega Swabbing Sites are as follows:

	TOTAL	NEW
ACT MOBILE TEAM	436,674	-
MOA ARENA	411,986	-
NINOY AQUINO STADIUM	455,432	-
PHILIPPINE SPORTS ARENA	624,910	-

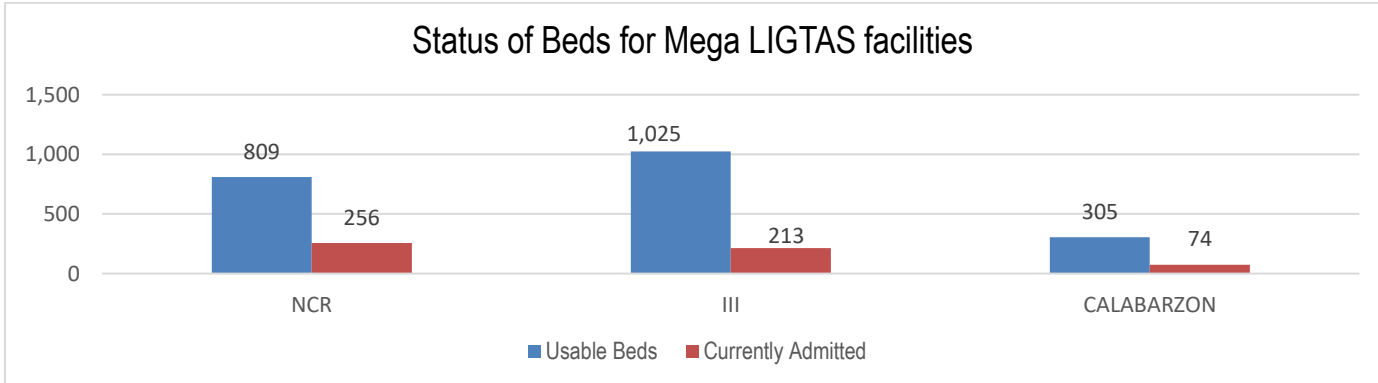
# ISOLATE

Isolate involves implementation of measures to separate those identified as exposed and confirmed cases and provide medical interventions to further prevent the spread of the disease. This strategy involves setting up of Temporary Treatment and Monitoring Facilities (TTMFs). The summary of TTMFs established is as follows:



Source: DOH as of 07 September 2021

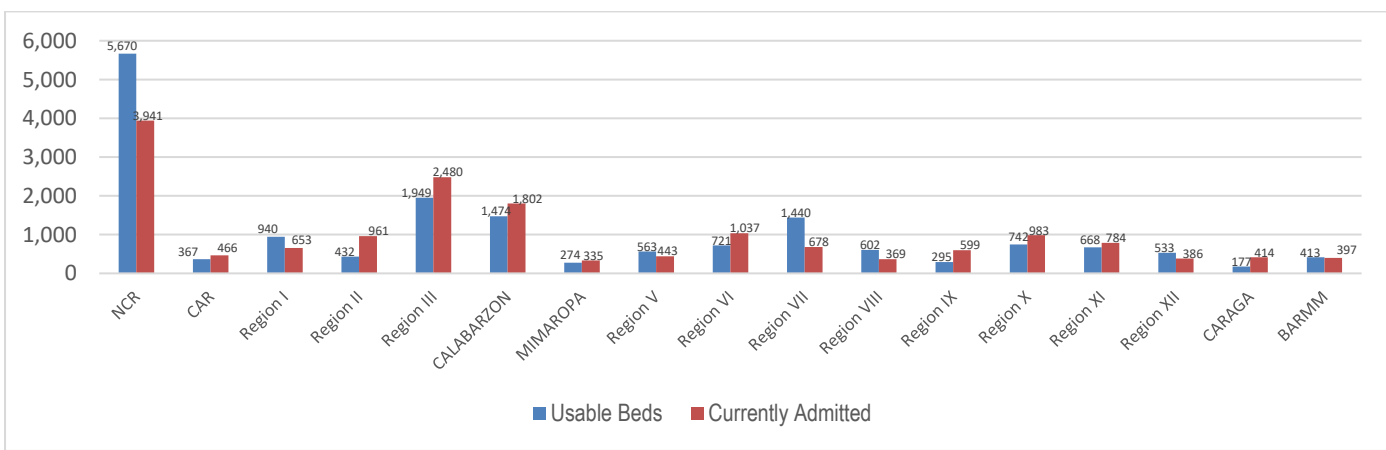
Aside from the TTMFs, Mega LIGTAS facilities have also been established. The summary of occupancies for the Mega LIGTAS facilities is as follows:



Source: DOH as of 15 October 2021

# TREAT

For the TREAT strategy, One Hospital Command has been established to facilitate a centralized referral system. Further, wards, isolation, and intensive care units are in operation to provide treatment services for COVID-19 positives. The occupancy rate for all beds dedicated to COVID-19 (Ward, Isolation, Intensive Care) among reporting hospitals is summarized as follows.



Source: DOH as of 07 September 2021


# DONATIONS MONITORING

In terms of resources, the following is the summary of total domestic and international donations received by the Philippine government, particularly various medical supplies, monitored by OCD in compliance with the Administrative Order No. 27, s. 2020, signed by the President of the Philippines on 31 March 2020.



## MANAGEMENT OF RETURNING OVERSEAS FILIPINOS

Returning Overseas Filipinos are provided with assistance by facilitating their arrival from different points of origin abroad until their return to their respective homes, and attend to their medical and social needs, in order to give them comfort, ensure their safety, and prevent the spread of COVID-19. The following is the summary of ROFs



**For the Chairperson, NDRRMC:**

**(SGD) UNDERSECRETARY RICARDO B JALAD**  
Executive Director, NDRRMC and  
Administrator, OCD

**REFERENCES:** Reports from  
World Health Organization  
Office of Civil Defense  
Department of Health  
Department of the Interior and Local Government  
Department of Foreign Affairs

**ANNEXES:**  
Breakdown of Returning Overseas Filipinos  
Breakdown of Resource Management and Logistics

**NOTE:**  
Other reports are available upon request

**Breakdown of COVID-19 Cases per LGU**  
As of 12 January 2022

REGION / PROVINCE / CHARTERED CITY	CLOSE CONTACTS	SUSPECTED CASES	PROBABLE CASES	ACTIVE CONFIRMED	CUMULATIVE CONFIRMED	CUMULATIVE DEATHS	CUMULATIVE RECOVERIES
<b>GRAND TOTAL</b>	<b>4,908,384</b>	<b>1,110,703</b>	<b>224,062</b>	<b>92,079</b>	<b>2,595,012</b>	<b>71,576</b>	<b>2,430,555</b>
<b>NCR</b>	<b>2,663,431</b>	<b>887,946</b>	<b>218,600</b>	<b>38,292</b>	<b>760,387</b>	<b>13,516</b>	<b>708,579</b>
Caloocan	-	210,034	109,529	1,286	64,302	1,647	61,369
Malabon	176,987	93	21,387	820	22,088	664	20,604
Navotas	5,071	2,762	9,216	1,213	19,205	572	17,420
Valenzuela	-	20,546	1,077	2,996	39,217	854	35,367
Pasig	30,093	2,933	39,545	446	30,324	832	29,046
Pateros	31,873	29,562	2,311	347	7,530	93	7,090
Marikina	178,111	405	2,079	1,692	27,940	668	25,580
Taguig	85,984	81,455	4,529	1,201	46,790	342	45,247
Quezon City	1,290,253	473,435	-	16,434	197,105	1,632	179,039
Manila	-	339	-	1,167	86,075	1,605	83,303
Makati	245,765	21,054	1,346	1,072	46,891	1,013	44,806
Mandaluyong	-	13,277	25,528	1,613	30,524	648	28,263
San Juan	233,066	586	-	1,306	17,212	339	15,567
Muntinlupa	758	-	482	2,243	30,043	585	27,215
Parañaque	363,544	19,030	655	1,678	39,994	752	37,564
Las Piñas	1,997	12,286	676	374	30,419	711	29,334
Pasay	19,929	149	240	2,404	24,728	559	21,765
<b>CAR</b>	<b>338,810</b>	<b>38,093</b>	<b>0</b>	<b>2,635</b>	<b>95,725</b>	<b>2,300</b>	<b>90,771</b>
Abra	3,902	894	-	58	4,827	131	4,637
Apayao	6,473	2,566	-	40	8,664	115	8,507
Baguio City	194,153	9,584	-	1,700	31,828	742	29,378
Benguet	93,296	10,821	-	415	22,401	773	21,210
Ifugao	8,864	7,399	-	97	10,091	167	9,825
Kalinga	12,613	4,335	-	198	9,836	234	9,403
Mt. Province	19,509	2,494	-	127	8,078	138	7,811
<b>I</b>	<b>157,134</b>	<b>19,565</b>	<b>0</b>	<b>2,293</b>	<b>96,506</b>	<b>2,290</b>	<b>91,923</b>
Ilocos Norte	13,850	247	-	429	19,449	492	18,528
Ilocos Sur	43,134	1,592	-	131	17,749	237	17,381
La Union	28,786	10,976	-	610	21,590	583	20,397
Pangasinan	55,703	6,122	-	896	32,055	773	30,386
Dagupan City	15,661	628	-	227	5,663	205	5,231
<b>II</b>	<b>487</b>	<b>2,166</b>	<b>4</b>	<b>2,635</b>	<b>139,454</b>	<b>5,067</b>	<b>131,670</b>
Batanes	-	18	-	10	329	3	316
Cagayan	48	592	2	1,237	52,214	2,163	48,777
Isabela	401	1,137	2	998	61,553	2,067	58,456
Nueva Vizcaya	22	369	-	302	18,078	591	17,174
Quirino	16	50	-	88	7,280	243	6,947
<b>III</b>	<b>0</b>	<b>0</b>	<b>0</b>	<b>17,025</b>	<b>298,790</b>	<b>6,179</b>	<b>275,588</b>
Aurora	-	-	-	49	3,705	221	3,436
Bataan	-	-	-	1,411	33,141	490	31,240
Bulacan	-	-	-	9,766	114,753	1,604	103,383
Nueva Ecija	-	-	-	1,268	33,367	962	31,137
Pampanga	-	-	-	2,522	56,278	1,444	52,312
Tarlac	-	-	-	726	23,474	521	22,228
Zambales	-	-	-	308	11,089	479	10,302
Angeles City	-	-	-	700	16,002	298	15,004
Olongapo City	-	-	-	275	6,981	160	6,546
<b>CALABARZON</b>	<b>17,476</b>	<b>59,678</b>	<b>2,324</b>	<b>15,733</b>	<b>409,088</b>	<b>12,708</b>	<b>380,647</b>
Cavite	8,032	13,462	17	7,850	136,697	3,362	125,485
Laguna	4,369	13,370	651	4,017	103,297	3,124	96,156
Batangas	1,063	1,674	17	1,644	67,924	2,726	63,554
Rizal	3,542	0	18	1,503	73,218	2,050	69,665
Quezon	470	31,172	1621	719	27,952	1,446	25,787
<b>MIMAROPA</b>	<b>63,450</b>	<b>13,693</b>	<b>266</b>	<b>380</b>	<b>33,289</b>	<b>1,099</b>	<b>31,346</b>
Occidental Mindoro	13,534	1,737	72	77	6,037	162	5,743
Oriental Mindoro	11,337	5,184	33	223	9,959	464	9,198
Marinduque	7,186	1,026	110	34	3,679	75	3,480
Romblon	10,498	3,351	14	13	4,648	72	4,537
Palawan	20,895	2,395	37	33	8,966	326	8,388
<b>V</b>	<b>13,852</b>	<b>760</b>	<b>1</b>	<b>3,532</b>	<b>48,760</b>	<b>2,001</b>	<b>43,227</b>

<i>Albay</i>	4,911	411	1	438	9,910	505	8,967
<i>Camarines Norte</i>	664	66	0	174	3,314	197	2,943
<i>Camarines Sur</i>	3,742	149	0	1,358	20,876	663	18,855
<i>Catanduanes</i>	1,226	35	0	122	2,825	115	2,588
<i>Masbate</i>	1,352	15	0	1,010	4,822	74	3,738
<i>Sorsogon</i>	842	83	0	261	6,805	442	6,102
<i>Others</i>	1,115	1	0	169	208	5	34
<b>VI</b>	<b>206,895</b>	<b>426</b>	<b>122</b>	<b>3,227</b>	<b>148,078</b>	<b>4,715</b>	<b>140,080</b>
<i>Aklan</i>	18,990	5	10	431	12,918	202	12,284
<i>Antique</i>	7,746	6	32	223	6,265	243	5,796
<i>Capiz</i>	24,445	35	2	288	9,717	373	9,053
<i>Guimaras</i>	4,776	11	0	35	3,212	158	3,017
<i>Iloilo</i>	51,641	190	2	731	34,900	1,095	33,059
<i>Iloilo City</i>	62,834	85	53	480	22,358	627	21,242
<i>Negros Occidental</i>	25,383	75	13	673	34,598	1,211	32,700
<i>Bacolod City</i>	11,080	19	10	366	24,110	806	22,929
<b>VII</b>	<b>6,381</b>	<b>2,425</b>	<b>2,172</b>	<b>2,376</b>	<b>148,739</b>	<b>6,363</b>	<b>140,031</b>
<i>Bohol</i>	976	636	17	190	20,177	591	19,409
<i>Cebu</i>	4,336	218	584	518	37,593	2,574	34,503
<i>Negros Oriental</i>	833	1,512	1,540	287	19,908	711	18,917
<i>Siquijor</i>	14	-	2	2	2,682	45	2,635
<i>Cebu City</i>	-	-	-	1,001	42,191	1,527	39,667
<i>Lapu-Lapu City</i>	49	-	-	202	13,871	472	13,200
<i>Mandaue City</i>	173	59	29	176	12,317	443	11,700
<b>VIII</b>	<b>166,585</b>	<b>1,145</b>	<b>1</b>	<b>961</b>	<b>52,442</b>	<b>631</b>	<b>50,850</b>
<i>Leyte</i>	43,379	375	-	287	18,926	154	18,485
<i>Southern Leyte</i>	18,393	203	-	17	5,656	42	5,597
<i>Biliran</i>	8,514	52	-	10	1,985	49	1,926
<i>Samar</i>	42,541	129	1	222	7,781	120	7,439
<i>Eastern Samar</i>	11,778	48	-	38	4,058	46	3,974
<i>Northern Samar</i>	14,434	166	-	107	4,100	87	3,906
<i>Tacloban City</i>	22,850	123	-	215	6,482	93	6,174
<i>Ormoc City</i>	4,696	30	-	65	3,454	40	3,349
<i>Other Region</i>	-	19	-	-	-	-	-
<b>IX</b>	<b>140,697</b>	<b>28,654</b>	<b>0</b>	<b>385</b>	<b>52,306</b>	<b>2,477</b>	<b>49,445</b>
<i>Zamboanga Del Norte</i>	16,511	3,385	0	24	10,472	529	9,920
<i>Zamboanga Del Sur</i>	44,456	3,293	0	153	13,564	551	12,860
<i>Zamboanga Sibugay</i>	8,464	1,642	0	11	4,025	233	3,781
<i>Zamboanga City</i>	71,183	19,429	0	187	22,772	1,109	21,476
<i>Isabela City, Basilan</i>	83	905	0	10	1,473	55	1,408
<b>X</b>	<b>0</b>	<b>2,136</b>	<b>0</b>	<b>492</b>	<b>82,801</b>	<b>3,485</b>	<b>78,824</b>
<i>Cagayan De Oro City</i>	-	718	0	213	21,822	1,106	20,503
<i>Iligan City</i>	-	215	0	28	4,731	428	4,275
<i>Bukidnon</i>	-	387	0	95	26,207	582	25,530
<i>Camiguin</i>	-	17	0	2	2,062	184	1,876
<i>Lanao Del Norte</i>	-	28	0	44	4,446	322	4,080
<i>Misamis Occidental</i>	-	311	0	30	9,137	354	8,753
<i>Misamis Oriental</i>	-	460	0	80	14,396	509	13,807
<b>XI</b>	<b>846,078</b>	<b>34,952</b>	<b>170</b>	<b>1,384</b>	<b>105,821</b>	<b>3,895</b>	<b>100,544</b>
<i>Davao City</i>	525,319	31,165	108	811	54,700	1,795	52,094
<i>Davao De Oro</i>	50,345	771	5	136	7,949	406	7,407
<i>Davao Del Norte</i>	99,335	1,381	39	146	19,867	816	18,905
<i>Davao Del Sur</i>	58,943	972	2	100	11,631	480	11,051
<i>Davao Occidental</i>	32,753	219	15	120	3,973	110	3,745
<i>Davao Oriental</i>	79,263	444	1	71	7,701	288	7,342
<i>Other Regions</i>	120	-	-	-	-	-	-
<b>XII</b>	<b>277,657</b>	<b>16,985</b>	<b>6</b>	<b>358</b>	<b>57,473</b>	<b>2,315</b>	<b>54,781</b>
<i>General Santos City</i>	21,241	4,954	-	181	14,471	570	13,718
<i>North Cotabato</i>	39,860	481	1	66	10,773	603	10,098
<i>Sarangani</i>	60,124	103	-	10	6,603	173	6,414
<i>South Cotabato</i>	128,510	11,012	5	83	18,564	735	17,743
<i>Sultan Kudarat</i>	27,922	435	-	18	7,062	234	6,808
<b>CARAGA</b>	<b>8,558</b>	<b>1,365</b>	<b>384</b>	<b>224</b>	<b>49,651</b>	<b>1,899</b>	<b>47,330</b>
<i>Dinagat Islands</i>	268	142	-	3	1,700	82	1,615
<i>Butuan City</i>	736	305	9	55	12,238	369	11,750
<i>Cabadbaran City</i>	331	63	6	0	1,375	31	1,344
<i>Tandag City</i>	215	21	9	12	1,748	86	1,645

<i>Agusan Del Norte</i>	823	225	26	15	4,394	183	4,187
<i>Bayugan City</i>	308	77	22	9	1,907	88	1,799
<i>Agusan Del Sur</i>	1,248	130	128	79	10,869	295	10,408
<i>Surigao Del Norte</i>	2,994	106	22	4	3,443	147	3,288
<i>Surigao Del Sur</i>	1,147	59	60	39	7,163	345	6,766
<i>Surigao City</i>	1	171	47	3	2,516	130	2,382
<i>Bislig City</i>	487	66	55	5	2,298	143	2,146
<b>BARMM</b>	<b>893</b>	<b>714</b>	<b>12</b>	<b>147</b>	<b>15,702</b>	<b>636</b>	<b>14,919</b>
<i>Maguindanao</i>	73	106	4	33	3,659	152	3,474
<i>Lanao del Sur</i>	723	200	1	56	5,221	225	4,940
<i>Basilan</i>	63	128	1	6	1,198	53	1,139
<i>Sulu</i>	34	235	6	2	975	33	940
<i>Tawi-Tawi</i>	0	45	0	3	194	19	172
<i>Cotabato City</i>	0	0	0	47	4,455	154	4,254

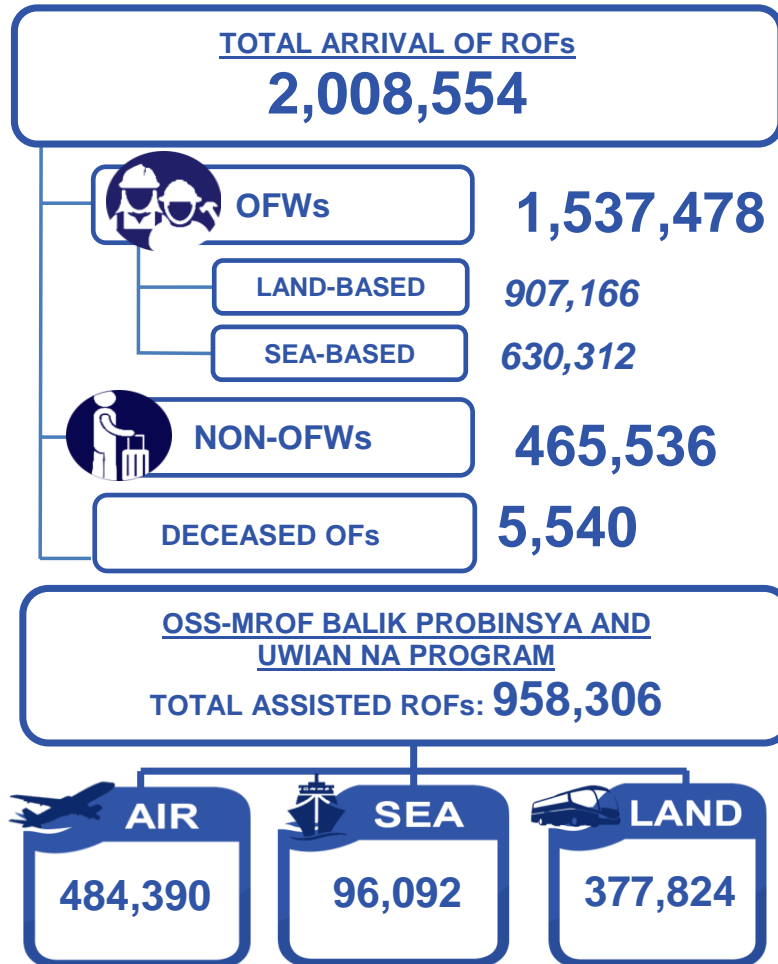
Sources: OCDROs

Note: Decrease in figures of cumulative data is due to ongoing validation.



## Task Group on Management of Returning Overseas Filipinos

Summary Report  
 12 January 2022



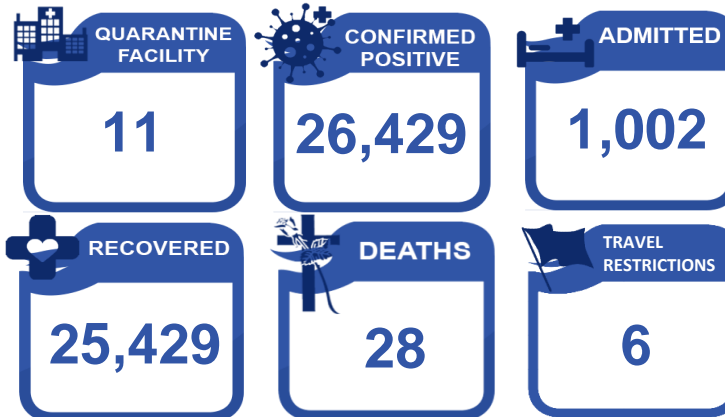
**OWWA COVID-19 RELATED ASSISTANCE TO OFWs**

RETURNED TO HOME REGIONS : 802,538  
 OFW KALINGA : 829,067

**TOTAL NO. OF RETURNING FILIPINOS FROM SABAH**

**3,289**

### HEALTH STATUS of ROFs







Republic of the Philippines  
INTER-AGENCY TASK FORCE  
FOR THE MANAGEMENT OF EMERGING INFECTIOUS DISEASE  
NATIONAL TASK FORCE AGAINST COVID-19



Task Group on Management of Returning Overseas Filipinos

TG-MROF Daily Operational Report as of 12 January 2022

ARRIVALS

ROFs	TOTAL ARRIVAL ON AIRPORTS: 1,933,177														GRAND TOTAL ARRIVAL OF ROFs	
	NINYO AQUINO INTERNATIONAL AIRPORT						CLARK INTERNATIONAL AIRPORT		MACTAN-CEBU INTERNATIONAL AIRPORT		LAOAG AIRPORT	DAVAO AIRPORT	SUBIC AIRPORT	BOHOL-PANGLAO AIRPORT		
	Terminal 1 (23 April 2020 - 11 January 2022)		Terminal 2 (23 April 2020 - 11 January 2022)		Terminal 3 (08 July 2020 - 11 January 2022)		(05 June 2020 - 11 January 2022)		(28 June 2020 - 11 January 2022)		(18 June - 11 Jan. 2022)	(27 June - 11 Jan. 2022)	(18 June - 11 Jan. 2022)	(Nov. 18 - 11 Jan. 2022)		
	Now	Cumulative	Now	Cumulative	Now	Cumulative	Now	Cumulative	Now	Cumulative	Cumulative	Cumulative	Cumulative	Cumulative		
<b>SUBTOTAL</b>	<b>1,129</b>	<b>490,092</b>	<b>1,481</b>	<b>603,091</b>	<b>782</b>	<b>424,828</b>	<b>469</b>	<b>206,136</b>	<b>0</b>	<b>178,408</b>	<b>405</b>	<b>12,481</b>	<b>17,616</b>	<b>120</b>	<b>4,003</b>	<b>2,008,554</b>
<b>OFWs</b>	914	412,095	612	388,145	433	312,401	328	186,354	0	140,406	381	10,745	17,024	120	2,429	1,537,478
<b>Land-based</b>	828	308,105	251	235,572	307	175,810	225	101,892	0	59,134	352	9,975	16,238	88	1,611	907,166
<b>Sea-based</b>	86	103,990	361	152,573	126	136,591	103	84,462	0	81,272	29	770	786	2	818	630,312
<b>NON-OFWs</b>	215	77,997	869	214,946	349	112,427	141	19,782	0	38,002	24	1,736	592	30	1,574	465,536
<b>Deceased OFWs</b>	0	5,540													0	5,540

ROFs	TOTAL ARRIVAL ON SEAPORTS: 69,837													
	MANILA		CEBU		SUBIC		BATAAN		TAWI-TAWI/ZAMBOANGA		DAVAO		BATANGAS	
	Now	Cumulative	Now	Cumulative	Now	Cumulative	Now	Cumulative	Now	Cumulative	Now	Cumulative	Now	Cumulative
<b>SUBTOTAL</b>	<b>127</b>	<b>62,793</b>	<b>15</b>	<b>860</b>	<b>0</b>	<b>1,285</b>	<b>0</b>	<b>1,196</b>	<b>0</b>	<b>3,289</b>	<b>0</b>	<b>97</b>	<b>0</b>	<b>317</b>
<b>OFWs</b>	127	62,793	15	860	0	1,285	0	1,196	0	3,289	0	97	0	317
<b>Sea-based</b>	127	62,793	15	860	0	1,285	0	1,196	0	3,289	0	97	0	317

Sources: 1) OSS Report dated 11 January 2022, 2) BOQ Report No. 602 dated 12 January 2022, 3) BOQ Human Remains Report No. 545 dated 12 January 2022, and 4) OCD BARMM Report dated 22 May 2021.

QUARANTINE

ROFs IN TREATMENT AND MONITORING FACILITIES									
No. of QFs	Confirmed Positive		Admitted		Recovered		Deaths		
	Now	Cumulative	Now	Cumulative	Now	Cumulative	Now	Cumulative	
11	139	26,429	76	1,002	63	25,399	0	28	

Sources: 1) BOQ Report No. 602 dated 12 January 2022. (Note: Figures from previous reports may differ due to data verification process.)

OWWA COVID-19 RELATED ASSISTANCE TO OFWs (March 2020 - November 2021)

Returned to Home Regions	802,538
OFW Kalinga	829,067

Source: 1) OWWA Monitoring Report dated November 2021.

OSS-MROF BALIK PROBINSYA & UWIAN NA PROGRAM (May 25, 2020 - January 11, 2022)

ROFs ASSISTED THRU THEIR DESTINATION	MODE OF TRANSPORTATION			GRAND TOTAL
	Air (NAIA T2)	Land (PITX)	Sea (N. Harbor)	
	Cumulative	Cumulative	Cumulative	
	484,390	377,824	96,092	958,306

Sources: 1) OSS Report as of 11 January 2022, 2) PITX Report (Uwian Na Program) dated 12 January 2022, and 3) DOTr (Haid Tulog Program) Report dated 14 May 2021. \*Data starting from June 2 includes LSI and APOR. (Note: Figures from previous reports may differ due to data verification process.)

REMAINS OF DECEASED OFWs

COUNTRY OF ORIGIN	CAUSE OF DEATH	
	NOW	CUMULATIVE
<b>TOTAL</b>	<b>0</b>	<b>5,540</b>
Saudi Arabia	0	798
USA	0	287
United Arab Emirates	0	149
Qatar	0	67
Kuwait	0	51
Others	0	4,188

Source: 1) BOQ Human Remains Report No. 545 dated 12 January 2022. (Note: Figures from previous reports may differ due to data verification process.)

RETURNING FILIPINOS FROM SABAH

TOTAL NO. OF RETURNING FILIPINOS FROM SABAH:	3,289	
First Batch	July 5, 2020	395
Second Batch	July 29, 2020	394
Third Batch	August 13, 2020	400
Fourth Batch	August 28, 2020	379
Fifth Batch	September 24, 2020	400
Sixth Batch	November 12, 2020	151
Seventh Batch	December 13-20, 2020	Failed deportation due to force majeure
Eighth Batch	March 7, 2021	316
Ninth Batch	April 17, 2021	358
Tenth Batch	May 22, 2021	496

As of June 21, 2021, 4,683 remaining Filipinos are still in Sabah for transfer. Source: 1) OCD BARMM Report dated 22 May 2021. (Note: Figures from previous reports may differ due to data verification process.)

COUNTRIES TRAVEL CLASSIFICATION

GREEN LIST			
Bangladesh	Benin	Bhutan	British Virgin Islands
China (Mainland)	Côte d'Ivoire (Ivory Coast)	Djibouti	Equatorial Guinea
Falkland Islands (Malvinas)	Fiji	The Gambia	Guinea
Hong Kong (Chinese SAR)	Indonesia	Kuwait	Kyrgyzstan
Liberia	Montserrat	Oman	Uganda
Paraguay	Rwanda	Saba (Special Municipality of the Kingdom of Netherlands)	Saint Barthelemy
São Tomé and Príncipe	Senegal		Sierra Leone
Sint Eustatius	Taiwan		Timor-Leste (East Timor)
Togo	United Arab Emirates		
YELLOW LIST			
All other countries/territories/jurisdictions not otherwise listed.			
RED LIST			
Eswatini		Mozambique	
Lesotho		Namibia	
Malawi		Spain	

Classification of "Green", "Yellow", and "Red" shall be effective from January 1, 2022 to January 15, 2022. Sources: 1) IATF Resolution 154-E s. 2021 dated 29 December 2021.

Prepared by:

(SGD)  
ARIANNE JEWEL G. PEROLA  
Duty Staff

Reviewed by:

(SGD)  
MARVIN T MANZANO, MDRM  
Officer, TG MROF Coordination Center

Approved by:

(SGD)  
DIR. BERNARDO RAFAELITO R ALEJANDRO IV, CESO IV, MNSA  
Head, TG MROF Coordination Center

Republic of the Philippines  
Inter-Agency Task Force  
FOR THE MANAGEMENT OF EMERGENCY INFECTIOUS DISEASE  
NATIONAL TASK FORCE COVID-19  
**Task Group on Management of Returning Overseas Filipinos**

**NARRATIVE REPORT**  
**12 January 2022**

---

**ACTIONS TAKEN:** Management of Returning Overseas Filipinos (MROF)

The Task Group on Management of Returning Overseas Filipinos (TG-MROF) was created by the National Incident Command-National Task Force COVID 19 to solely cater to the medical and social needs of Returning Overseas Filipinos (ROFs). The TG-MROF in coordination with various government agencies, private entities, and other task groups created to respond with the prevailing crisis, regional task units, and local government agencies that are task to facilitate the safe return of the ROFs back to their home provinces.

**Members:** DND, DOTr, DOLE, DILG, DFA, DOT, DSWD, DOH, OCD, OWWA, BOQ, CAAP, MARINA, PCG, PNP and AFP

**ARRIVALS:** As of 11 January 2022, a total of **2,008,554 Returning Overseas Filipinos (ROFs)** arrived at the NAIA Terminals 1, 2, and 3, Clark International Airport, Mactan-Cebu International Airport, Laoag International Airport, South Harbor, Subic, Bataan, Zamboanga, and Batangas Port. Of which, a total of **1,537,478** are **OFWs** (**907,166** are **land-based** and **630,312** are **sea-based**) and **465,536** are **non-OFWs**.

A total of **5,540 deceased ROFs** had arrived in the country from 07 July 2020 – 12 January 2022. Of which, **633** died due to COVID-19.

**QUARANTINE:** As of 11 January 2022, a total of **26,429** ROFs were confirmed positive with COVID-19. Of which, **1,002** are admitted at **11** quarantine facilities, **25,399** were able to recover and **28** died.

**OSS-MROF BALIK PROBINSYA AND UWIAN NA PROGRAM:** As of 11 January 2022, a total of **958,306** ROFs were assisted back to their home provinces. Of which, **377,824** were assisted by land, **484,390** by air, and **96,092** by sea.

**OWWA COVID-19 RELATED ASSISTANCE TO OFWs:** From March 2020 to 10 October, 2021, a total of **829,067** OFWs were assisted by OWWA on their “Returned to Home Regions” program and **801,037** OFWs are also assisted through “OFW Kalinga” program.

**RETURNING FILIPINOS (REFs) from SABAH:** As of 22 May 2021, a total of **3,289** REFs from Sabah had arrived in the country. While as of 21 June 2021, a total of **4,683** remaining Filipinos are still in Sabah for transfer.

**TRAVEL BANNED COUNTRIES:** As of 29 December 2021, the IATF approved the imposition of travel restriction on Eswatini, Lesotho, Malawi, Mozambique, Namibia, and Spain by placing it under the Red List while 33 countries was listed under Green List effective from January 1, 2022 until January 15, 2022.

Prepared by:

(SGD)  
**ARIANNE JEWEL G. PEROLA**  
Duty Staff

Reviewed by:

(SGD)  
**MR MARVIN T. MANZANO**  
Officer, TG MROF Coordination Center

Approved by:

(SGD)  
**DIR. BERNARDO RAFAELITO R. ALEJANDRO IV, CESO IV, MNSA**  
Head, TG MROF Coordination Center