



REPUBLIC OF THE PHILIPPINES
NATIONAL DISASTER RISK REDUCTION AND MANAGEMENT COUNCIL

National Disaster Risk Reduction and Management Center, Camp Aguinaldo, Quezon City, Philippines

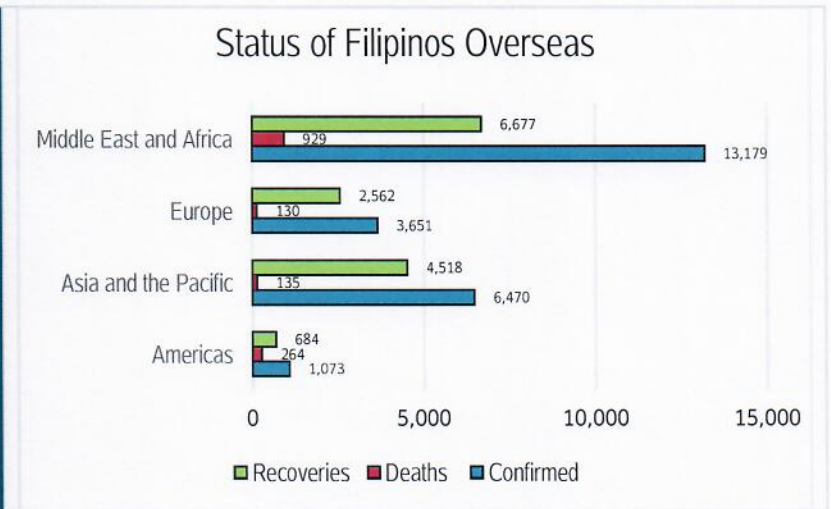
NATIONAL TASK FORCE
CORONAVIRUS DISEASE-2019
SITUATIONAL REPORT NO. 660

Issued on 1200H, 21 January 2022
 Report Coverage: 20 January 2022

GLOBAL SITUATION

336,790,193
 Total Cases Worldwide

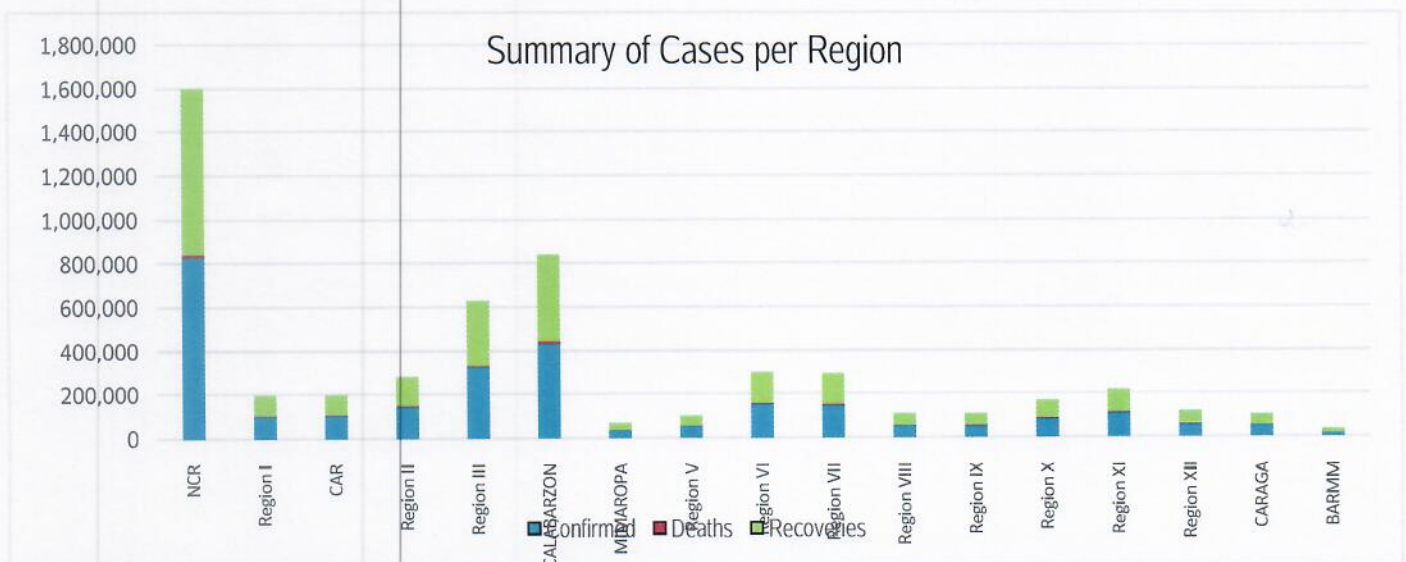
223
 Countries and Territories Affected



Source: WHO Global Data as of 20 January 2022

PHILIPPINE SITUATION

	TOTAL	NEW	REMARKS
TOTAL CASES	3,357,083	+32,744	
ACTIVE CASES	291,618		8.7% Positivity Rate
DEATHS	53,309	+156	1.59% Case Fatality Rate
RECOVERIES	3,012,156	+16,385	89.7% Case Recovery Rate

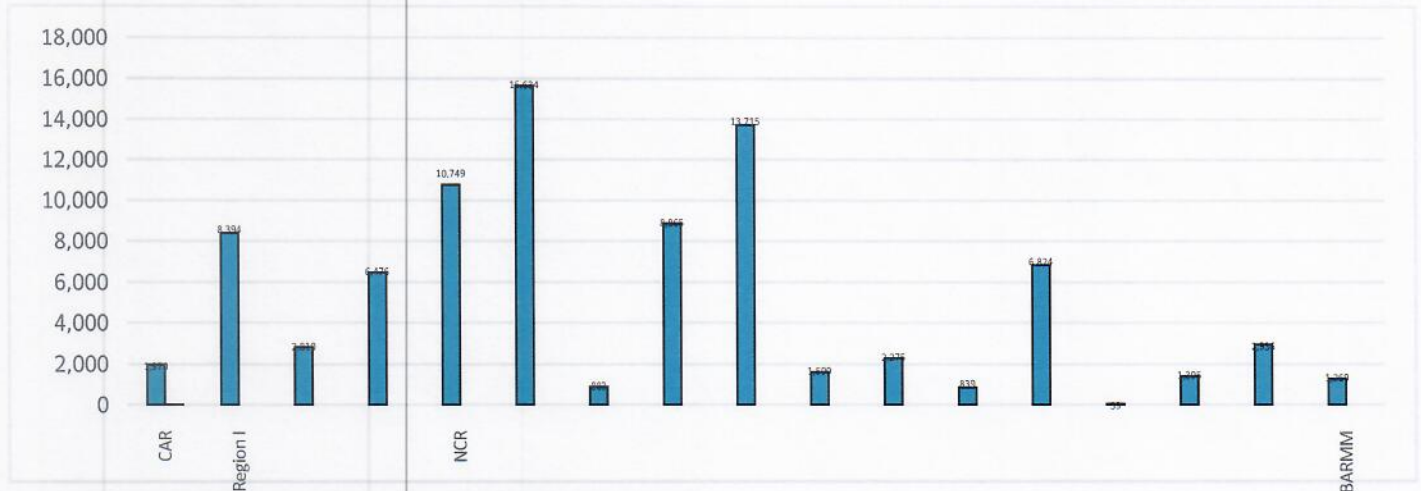


P-D-I-T-R STRATEGY

With reference to the National Action Plan (NAP) for COVID-19, the National Task Force is intensifying efforts to PREVENT the spread of the COVID-19, TEST individuals, and communities, ISOLATE those that are identified to be confirmed cases, TREAT and provide with appropriate health care, and REINTEGRATE them back to the community.

DETECT

DETECT entails active screening of those presenting with signs and symptoms of COVID-19 in the community as well as other disease surveillance activities. For this purpose, contact tracing teams have been organized and provided with appropriate training. Summary is as follows:



The overall results of contact tracing are summarized as follows:

1:4 Case: Close Contacts Ratio	98% Close Contacts Listed, Traced, and Assessed within 24 hours
--	---

Data as of 19 January 2022

Also, part of DETECT strategy is the enhancement of the COVID-19 testing capacities of the country. For this purpose, testing laboratories are setup and provided with appropriate licensing. The summary is as follows:

310 Licensed RT-PCR and GeneXpert Laboratories	19 Laboratories with Ongoing Licensing Applications
--	---

The overall testing results is summarized as follows:

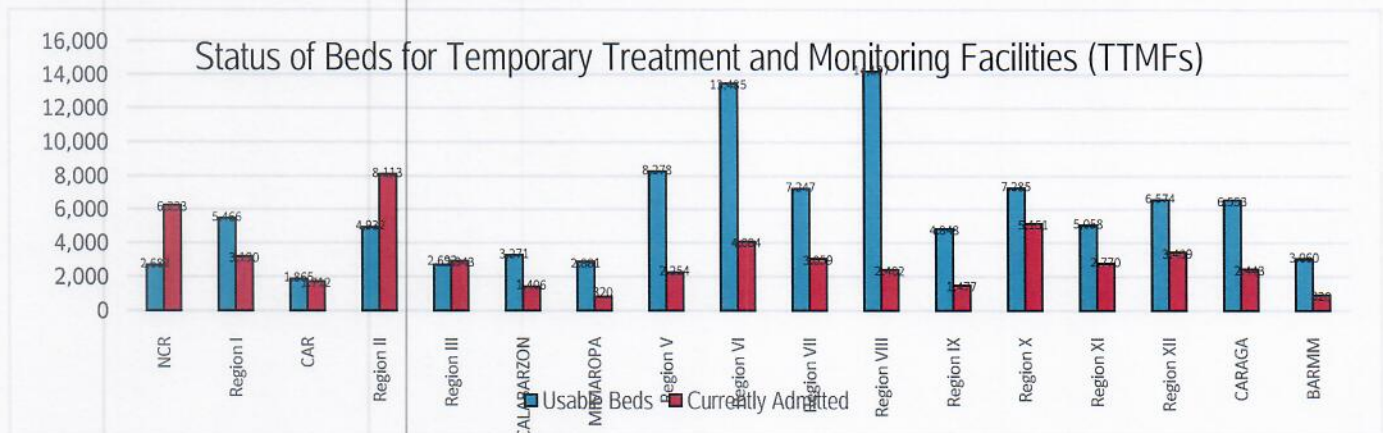
	TOTAL	NEW
TESTS CONDUCTED	25,833,069	-
UNIQUE INDIVIDUALS TESTED	24,297,953	-
POSITIVITY RATE	13.3%	
BACKLOGS	-	

To aid in the testing efforts, Mega Swabbing Sites have been established. The outputs of the Mega Swabbing Sites are as follows:

	TOTAL	NEW
ACT MOBILE TEAM	436,674	-
MOA ARENA	411,986	-
NINOY AQUINO STADIUM	455,432	-
PHILIPPINE SPORTS ARENA	624,910	-

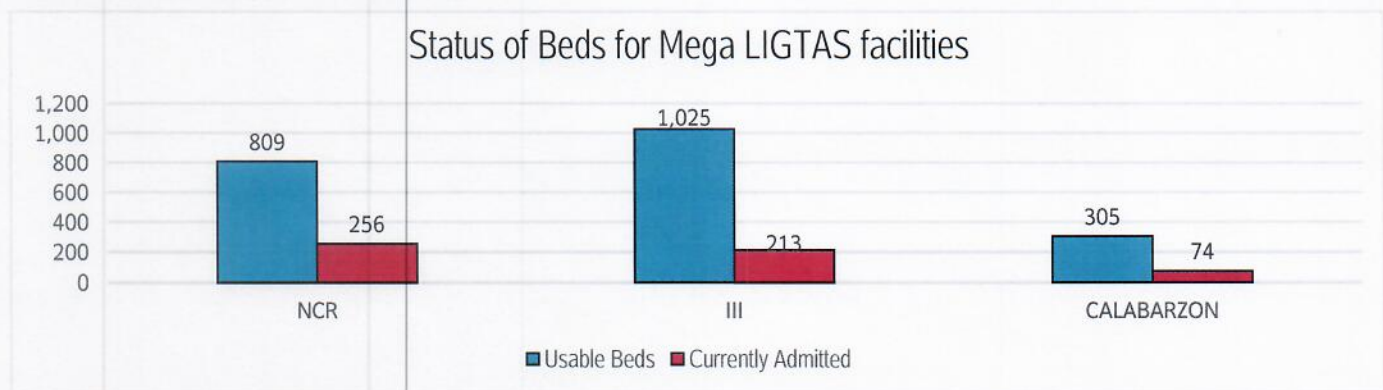
ISOLATE

Isolate involves implementation of measures to separate those identified as exposed and confirmed cases and provide medical interventions to further prevent the spread of the disease. This strategy involves setting up of Temporary Treatment and Monitoring Facilities (TTMFs). The summary of TTMFs established is as follows:



Source: DOH as of 07 September 2021

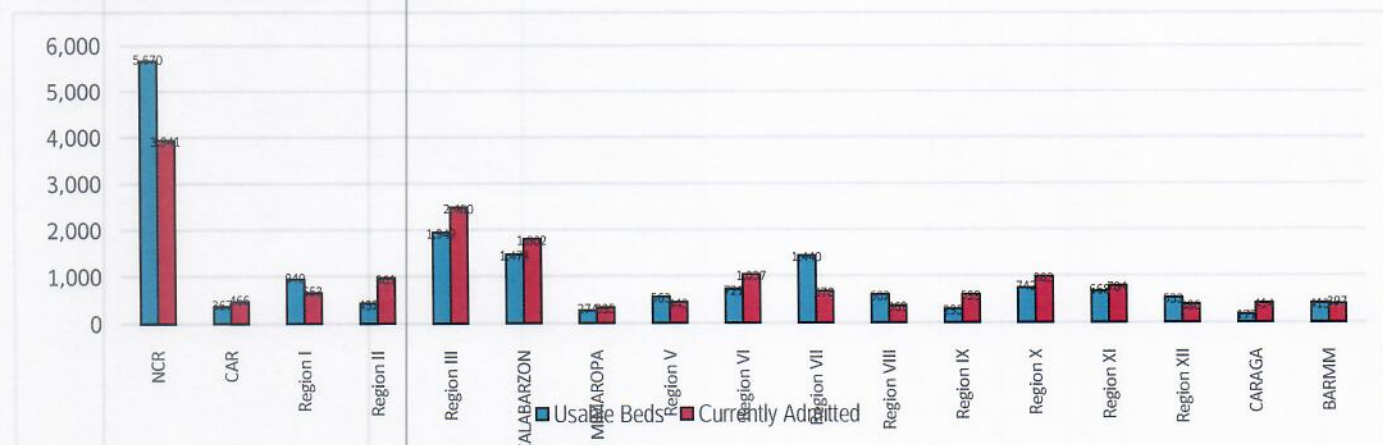
Aside from the TTMFs, Mega LIGTAS facilities have also been established. The summary of occupancies for the Mega LIGTAS facilities is as follows:



Source: DOH as of 15 October 2021

TREAT

For the TREAT strategy, One Hospital Command has been established to facilitate a centralized referral system. Further, wards, isolation, and intensive care units are in operation to provide treatment services for COVID-19 positives. The occupancy rate for all beds dedicated to COVID-19 (Ward, Isolation, Intensive Care) among reporting hospitals is summarized as follows.



Source: DOH as of 07 September 2021

DONATIONS MONITORING

In terms of resources, the following is the summary of total domestic and international donations received by the Philippine government, particularly various medical supplies, monitored by OCD in compliance with the Administrative Order No. 27, s. 2020, signed by the President of the Philippines on 31 March 2020.




MANAGEMENT OF RETURNING OVERSEAS FILIPINOS

Returning Overseas Filipinos are provided with assistance by facilitating their arrival from different points of origin abroad until their return to their respective homes, and attend to their medical and social needs, in order to give them comfort, ensure their safety, and prevent the spread of COVID-19. The following is the summary of ROFs



For the Chairperson, NDRRMC:


UNDERSECRETARY RICARDO B JALAD
Executive Director, NDRRMC and
Administrator, OCD

REFERENCES: Reports from
World Health Organization
Office of Civil Defense
Department of Health
Department of the Interior and Local Government
Department of Foreign Affairs

ANNEXES:
Breakdown of Returning Overseas Filipinos
Breakdown of Resource Management and Logistics

NOTE:
Other reports are available upon request

Breakdown of COVID-19 Cases per LGU
As of 20 January 2022

REGION / PROVINCE / CHARTERED CITY	CLOSE CONTACTS	SUSPECTED CASES	PROBABLE CASES	ACTIVE CONFIRMED	CUMULATIVE CONFIRMED	CUMULATIVE DEATHS	CUMULATIVE RECOVERIES
GRAND TOTAL	5,130,055	1,150,194	231,128	176,450	2,769,858	72,003	2,519,284
NCR	2,864,947	925,674	225,492	53,032	827,939	13,608	761,299
Caloocan	-	220,152	116,045	315	67,206	1,654	65,237
Malabon	176,987	93	21,281	1,482	23,212	671	21,059
Navotas	5,071	2,762	9,216	1,063	20,676	601	19,012
Valenzuela	-	20,362	1,036	2,326	41,809	865	38,618
Pasig	30,093	2,933	39,545	446	30,324	832	29,046
Pateros	31,873	29,562	2,311	347	7,530	93	7,090
Marikina	182,974	405	2,079	881	29,845	671	28,293
Taguig	85,984	81,455	4,529	1,201	46,790	342	45,247
Quezon City	1,360,370	477,366	-	30,685	236,567	1,642	204,240
Manila	-	339	-	1,167	86,075	1,605	83,303
Makati	249,966	21,735	1,413	2,003	48,593	1,016	45,574
Mandaluyong	-	35,218	25,528	2,385	32,289	649	29,255
San Juan	298,535	1,685	-	1,513	19,934	344	18,077
Muntinlupa	758	-	938	4,590	34,255	588	29,077
Parañaque	411,860	19,162	655	1,296	43,856	758	41,802
Las Piñas	12,218	12,296	676	127	31,590	713	30,750
Pasay	18,258	149	240	1,205	27,388	564	25,619
CAR	338,897	38,093	0	8,914	104,511	2,322	93,256
Abra	3,902	894	-	224	5,034	135	4,674
Apayao	6,473	2,566	-	303	8,966	115	8,546
Baguio City	194,153	9,584	-	4,272	36,409	751	31,378
Benguet	93,383	10,821	-	1,991	24,292	781	21,517
Ifugao	8,864	7,399	-	513	10,510	167	9,828
Kalinga	12,613	4,335	-	1,069	10,707	234	9,403
Mt. Province	19,509	2,494	-	542	8,593	139	7,910
I	157,134	19,339	0	8,732	103,106	2,305	92,069
Ilocos Norte	13,850	244	-	1,705	20,749	493	18,551
Ilocos Sur	43,134	1,586	-	880	18,510	242	17,388
La Union	28,786	10,819	-	2,946	23,958	589	20,423
Pangasinan	55,703	6,072	-	2,672	33,911	775	30,464
Dagupan City	15,661	618	-	529	5,978	206	5,243
II	184	2,166	4	6,627	144,778	5,123	132,941
Batanes	-	18	-	6	332	3	323
Cagayan	59	592	2	3,204	54,661	2,200	49,218
Isabela	125	1,137	2	2,159	63,319	2,084	59,042
Nueva Vizcaya	-	369	-	1,022	18,977	592	17,351
Quirino	-	50	-	236	7,489	244	7,007
III	0	0	0	28,798	328,963	6,237	293,928
Aurora	-	-	-	142	3,871	222	3,507
Bataan	-	-	-	3,674	36,715	492	32,549
Bulacan	-	-	-	12,078	127,883	1,627	114,178
Nueva Ecija	-	-	-	2,625	36,166	972	32,569
Pampanga	-	-	-	5,752	62,259	1,455	55,052
Tarlac	-	-	-	2,117	25,512	526	22,869
Zambales	-	-	-	525	11,581	480	10,576
Angeles City	-	-	-	1,372	17,500	300	15,828
Olongapo City	-	-	-	513	7,476	163	6,800
CALABARZON	20,212	59,692	2,324	31,563	434,846	12,775	390,508
Cavite	7,738	13,462	17	14,675	147,500	3,375	129,450
Laguna	7,109	13,384	651	8,652	110,395	3,142	98,601
Batangas	1,156	1,674	17	3,228	70,962	2,745	64,989
Rizal	3,715	0	18	3,547	76,976	2,063	71,366
Quezon	494	31,172	1621	1,461	29,013	1,450	26,102
MIMAROPA	64,971	13,925	262	1,254	34,607	1,102	31,780
Occidental Mindoro	13,949	1,852	71	315	6,328	162	5,793
Oriental Mindoro	11,447	5,202	33	577	10,543	465	9,422
Marinduque	7,186	1,032	112	154	3,904	75	3,585
Romblon	10,657	3,420	9	116	4,777	74	4,563
Palawan	21,732	2,419	37	92	9,055	326	8,417
V	13,852	760	1	7,935	53,483	2,024	43,524
Albay	4,911	411	1	1,479	10,951	505	8,967
Camarines Norte	664	66	0	566	3,710	201	2,943
Camarines Sur	3,742	149	0	3,277	22,861	680	18,904
Catanduanes	1,226	35	0	232	2,949	115	2,602
Masbate	1,352	15	0	1,363	5,233	74	3,796
Sorsogon	842	83	0	827	7,549	444	6,278
Others	1,115	1	0	191	230	5	34
VI	206,895	459	278	9,391	154,685	4,729	140,508
Aklan	18,990	29	21	1,171	13,658	202	12,284

REGION / PROVINCE / CHARTERED CITY	CLOSE CONTACTS	SUSPECTED CASES	PROBABLE CASES	ACTIVE CONFIRMED	CUMULATIVE CONFIRMED	CUMULATIVE DEATHS	CUMULATIVE RECOVERIES
Antique	7,746	14	98	738	6,781	243	5,797
Capiz	24,445	23	14	871	10,410	373	9,163
Guimaras	4,776	7	0	71	3,251	160	3,018
Iloilo	51,641	215	14	1630	35,906	1,098	33,163
Iloilo City	62,834	79	109	2359	24,313	629	21,316
Negros Occidental	25,383	75	10	1533	35,522	1,218	32,756
Bacolod City	11,080	17	12	1018	24,844	806	23,011
VII	6,381	2,425	2,172	2,376	148,739	6,363	140,031
Bohol	976	636	17	190	20,177	591	19,409
Cebu	4,336	218	584	518	37,593	2,574	34,503
Negros Oriental	833	1,512	1,540	287	19,908	711	18,917
Siquijor	14	-	2	2	2,682	45	2,635
Cebu City	-	-	-	1,001	42,191	1,527	39,667
Lapu-Lapu City	49	-	-	202	13,871	472	13,200
Mandaue City	173	59	29	176	12,317	443	11,700
VIII	168,417	893	1	3,211	55,660	633	51,816
Leyte	43,825	346	-	1,029	19,922	155	18,738
Southern Leyte	18,508	159	-	89	5,753	42	5,622
Biliran	8,580	55	-	37	2,023	50	1,936
Samar	42,905	106	1	542	8,360	120	7,698
Eastern Samar	11,969	30	-	261	4,332	46	4,025
Northern Samar	14,644	75	-	292	4,393	87	4,014
Tacloban City	23,071	87	-	784	7,271	93	6,394
Ormoc City	4,915	16	-	177	3,606	40	3,389
Other Region	-	19	-	-	-	-	-
IX	140,697	28,626	0	2,272	54,436	2,486	49,678
Zamboanga Del Norte	16,511	3,382	0	202	10,693	532	9,959
Zamboanga Del Sur	44,456	3,289	0	858	14,363	555	12,950
Zamboanga Sibugay	8,464	1,642	0	83	4,116	233	3,800
Zamboanga City	71,183	19,411	0	1053	23,723	1,111	21,559
Isabela City, Basilan	83	902	0	76	1,541	55	1,410
X	0	4,126	0	3,308	85,376	3,490	78,883
Cagayan De Oro City	-	1533	0	1385	22,795	1,109	20,544
Iligan City	-	283	0	157	4,854	429	4,276
Bukidnon	-	803	0	568	26,642	582	25,538
Camiguin	-	37	0	11	2,065	185	1,877
Lanao Del Norte	-	37	0	141	4,544	322	4,081
Misamis Occidental	-	472	0	348	9,456	354	8,754
Misamis Oriental	-	961	0	698	15,020	509	13,813
XI	859,777	34,952	170	6,243	111,339	3,922	101,315
Davao City	532,297	31,165	108	4,578	59,000	1,809	52,613
Davao De Oro	51,061	771	5	276	8,122	411	7,435
Davao Del Norte	102,331	1,381	39	783	20,513	820	18,910
Davao Del Sur	60,515	972	2	387	11,943	482	11,074
Davao Occidental	33,322	219	15	31	3,881	110	3,881
Davao Oriental	80,131	444	1	188	7,880	290	7,402
Other Regions	120	-	-	-	-	-	-
XII	278,240	16,985	6	1,432	58,909	2,326	55,131
General Santos City	21,415	4,954	-	656	15,095	573	13,863
North Cotabato	40,074	481	1	268	11,032	606	10,152
Sarangani	60,166	103	-	95	6,722	173	6,448
South Cotabato	128,650	11,012	5	325	18,901	740	17,833
Sultan Kudarat	27,935	435	-	88	7,159	234	6,835
CARAGA	8,558	1,365	406	224	51,656	1,914	47,574
Dinagat Islands	268	142	22	3	1,702	82	1,618
Butuan City	736	305	9	55	12,766	372	11,813
Cabadbaran City	331	63	6	0	1,429	31	1,344
Tandag City	215	21	9	12	1,807	87	1,661
Agusan Del Norte	823	225	26	15	4,502	186	4,202
Bayugan City	308	77	22	9	2,030	88	1,813
Agusan Del Sur	1,248	130	128	79	11,599	297	10,484
Surigao Del Norte	2,994	106	22	4	3,529	148	3,293
Surigao Del Sur	1,147	59	60	39	7,399	348	6,808
Surigao City	1	171	47	3	2,548	130	2,384
Bislig City	487	66	55	5	2,345	145	2,154
BARMM	893	714	12	1,138	16,825	644	15,043
Maguindanao	73	106	4	141	3,767	152	3,474
Lanao del Sur	723	200	1	651	5,906	230	5,025
Basilan	63	128	1	72	1,268	54	1,142
Sulu	34	235	6	13	987	33	941
Tawi-Tawi	0	45	0	0	194	19	175
Cotabato City	0	0	0	261	4,703	156	4,286

Sources: OCDROs

Note: Decrease in figures of cumulative data is due to ongoing validation.



Republic of the Philippines
 INTER-AGENCY TASK FORCE
 FOR THE MANAGEMENT OF EMERGING INFECTIOUS DISEASE
 NATIONAL TASK FORCE - COVID-19
TASK GROUP RESOURCE MANAGEMENT AND LOGISTICS



Situation Report
 As of 20 January 2022

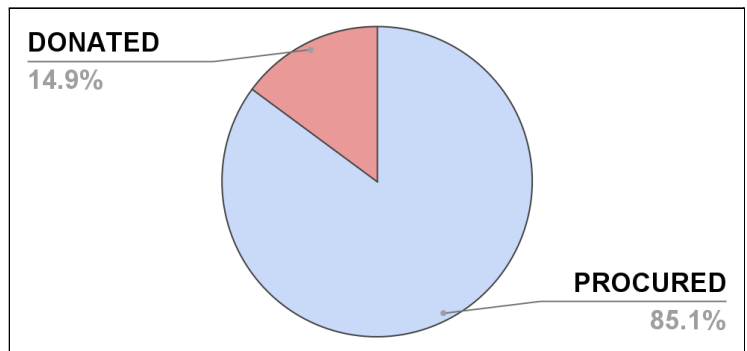
I. DOH-OCD DISTRIBUTION OF SUPPLIES

PARTICULARS	DISPATCHED (PROCURED)	DISPATCHED (DONATED)	DISPATCHED (TOTAL)
Protective Gown	5,509,879	181,635	5,691,514
Protective Suit (Clothing)	5,969,794	213,305	6,183,099
Masks (Surgical)	23,357,079	8,417,576	31,774,655
Head Cover	5,952,274	35,250	5,987,524
Shoe Cover	6,321,149	82,620	6,403,769
Gloves (Surgical)	14,307,812	1,175,900	15,483,712
Goggles	1,050,811	284,498	1,335,309
Masks (N95)	6,224,329	432,025	6,656,354
Masks (KN95)	2,986,742	793,648	3,780,390
Face Shield	4,797,169	439,507	5,236,676
Non-Invasive Ventilator	0	30	30
Alcohol (500ml)	12,608	46,832	59,440

Most distributed medical supply (Procured)	Surgical Mask (23,357,079) pieces
Most distributed medical supply (Donated)	Surgical Mask (8,417,576) pieces
Average Dispatch Percentage (Combined)	96.55%

II. SUMMARY OF PROCURED AND DONATED ITEMS

Total Items Dispatched	114,523,573 individual pieces
Total Procured Items Dispatched	97,467,814 individual pieces
Total Donated Items Dispatched	17,055,759 individual pieces



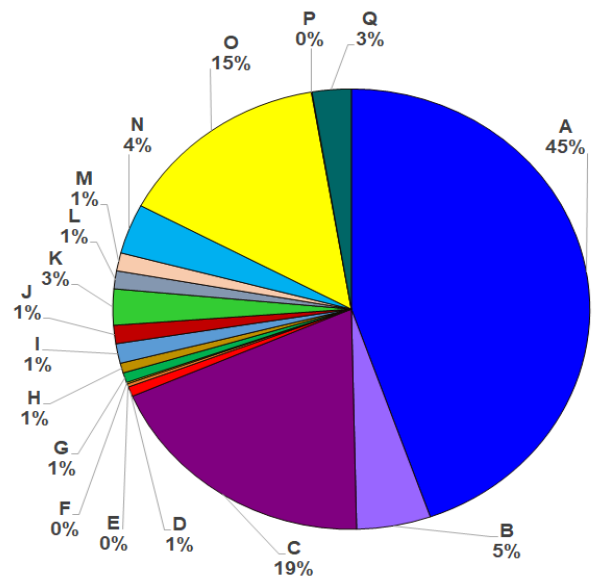
III. STATUS OF PROCURED COVID-19 ANTIGEN KITS

BATCH	TOTAL PROCURED	TOTAL DISPATCHED	BALANCE
BATCH 1 (ABBOTT)	500,000	500,000	0
		100.00%	0.00%
BATCH 2 (SD BIOSENSOR)	50,000	50,000	0
		100.00%	0.00%
BATCH 3 (RAPIGEN)	15,500	15,500	0
		100.00%	0.00%

IV. DONATIONS MONITORING (as of 20 April 2021)

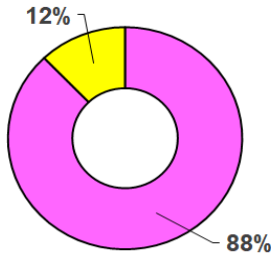
A. Financial Donations Received by OCD

A	AFP	P 16,901,934.27
B	ANONYMOUS	P 1,903,100.00
C	BJMP	P 7,151,337.94
D	DBM	P 273,170.00
E	DENR	P 88,500.00
F	DILG	P 45,000.00
G	DOE	P 273,165.10
H	DOJ	P 273,165.00
I	MALACAÑANG	P 546,330.20
J	MMDA	P 510,000.00
K	NICA	P 1,000,000.00
L	NSC	P 500,000.00
M	OCD	P 499,700.00
N	PHILIPPINE MARINE	P 1,390,350.00
O	PHILIPPINE NAVY	P 5,506,950.00
P	PRIVATE DONATIONS	P 15,000.00
Q	TRANSGLOBAL CONSOLIDATIONS	P 1,000,000.00



DOMESTIC CASH DONATIONS RECEIVED BY OCD
PHP 37,877,702.51

B. Summary of Utilization for Cash Donations (as of 20 April 2021)




Total Cash Donations Received by OCD	Php 37,877,702.51
Cash Donations Utilized	Php 33,279,155.13
Funds Available	Php 4,583,547.38

C. Donations Summary

	DOMESTIC DONATION	INTERNATIONAL DONATION	GRAND TOTAL
MEDICAL SUPPLIES AND EQUIPMENT	8434	556	8990
WATER AND FOOD ITEMS	1960	4	1964
NON-FOOD ITEMS	1356	32	1388
SERVICES	164	6	170
CASH	163	-	163
VARIOUS DONATIONS	131	24	155
OTHERS	37	-	37
VACCINES	7	5	12
RENTALS	3	-	3
Total	12255	627	12882

Prepared by:


GERRY JONES BASILIO
Duty Staff

Reviewed by


JOSE ANGELO A MANGAOANG
Officer-on-duty

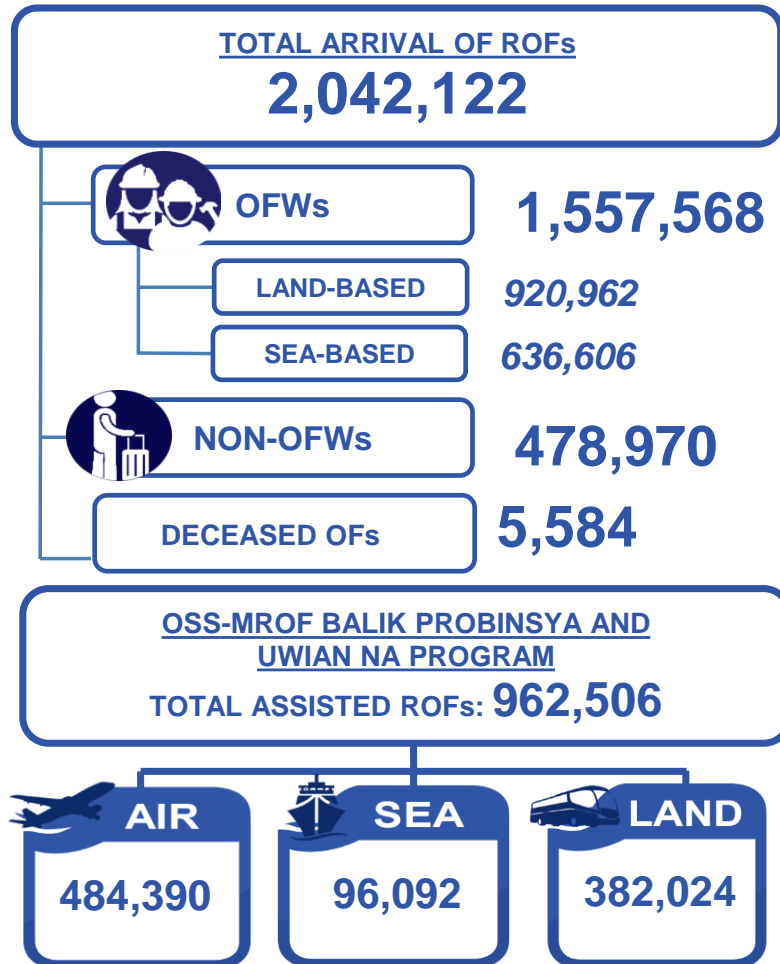
Approved by:


DIRECTOR BERNARDO RAFAELITO R ALEJANDRO IV, CESO IV, MNSA
Head, Task Group Resource Management and Logistics



Task Group on Management of Returning Overseas Filipinos

Summary Report
 20 January 2022



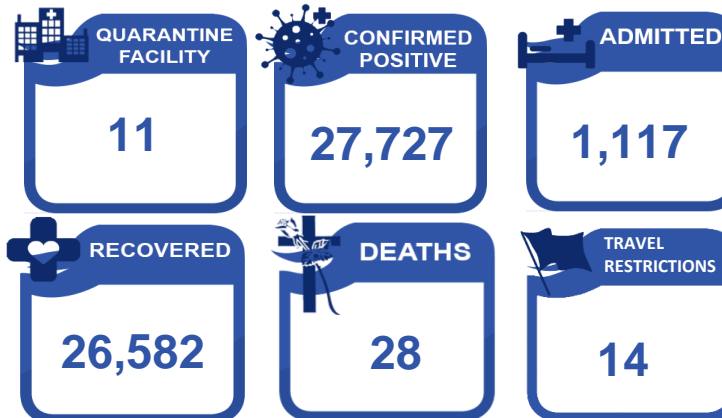
OWWA COVID-19 RELATED ASSISTANCE TO OFWs

RETURNED TO HOME REGIONS : 802,538
 OFW KALINGA : 829,067

TOTAL NO. OF RETURNING FILIPINOS FROM SABAH

3,289

HEALTH STATUS of ROFs





Republic of the Philippines
INTER-AGENCY TASK FORCE
FOR THE MANAGEMENT OF EMERGING INFECTIOUS DISEASE
NATIONAL TASK FORCE AGAINST COVID-19



Task Group on Management of Returning Overseas Filipinos

TG-MROF Daily Operational Report as of 20 January 2022

ARRIVALS

ROFs	TOTAL ARRIVAL ON AIRPORTS: 1,966,359														GRAND TOTAL ARRIVAL OF ROFs	
	NINYO AQUINO INTERNATIONAL AIRPORT						CLARK INTERNATIONAL AIRPORT		MACTAN-CEBU INTERNATIONAL AIRPORT		LAOAG AIRPORT	DAVAO AIRPORT	SUBIC AIRPORT	BOHOL-PANGLAO AIRPORT		
	Terminal 1 (23 April 2020 - 19 January 2022)		Terminal 2 (23 April 2020 - 19 January 2022)		Terminal 3 (08 July 2020 - 19 January 2022)		(05 June 2020 - 19 January 2022)		(28 June 2020 - 19 January 2022)		(18 June - 19 Jan. 2022)	(27 June - 19 Jan. 2022)	(18 June - 19 Jan. 2022)	(Nov. 18 - 19 Jan. 2022)		
	Now	Cumulative	Now	Cumulative	Now	Cumulative	Now	Cumulative	Now	Cumulative	Cumulative	Cumulative	Cumulative	Cumulative		
SUBTOTAL	780	496,825	1,495	613,668	618	430,251	512	210,633	315	180,996	405	14,319	19,142	120	3,925	2,042,122
OFWs	659	417,343	713	392,458	207	315,065	401	189,942	275	142,226	381	11,483	18,401	120	2,460	1,557,568
Land-based	603	312,712	355	237,738	106	177,606	275	104,257	143	60,188	352	10,663	17,358	88	1,482	920,962
Sea-based	56	104,631	358	154,720	101	137,459	126	85,685	132	82,038	29	820	1,043	2	978	636,606
NON-OFWs	121	79,482	782	221,210	411	115,186	111	20,691	40	38,770	24	2,836	741	30	1,465	478,970
Deceased OFWs	0	5,584													0	5,584

ROFs	TOTAL ARRIVAL ON SEAPORTS: 70,179													
	MANILA		CEBU		SUBIC		BATAAN		TAWI-TAWI/ZAMBOANGA		DAVAO		BATANGAS	
	Now	Cumulative	Now	Cumulative	Now	Cumulative	Now	Cumulative	Now	Cumulative	Now	Cumulative	Now	Cumulative
SUBTOTAL	191	63,087	0	894	0	1,285	14	1,210	0	3,289	0	97	0	317
OFWs	191	63,087	0	894	0	1,285	14	1,210	0	3,289	0	97	0	317
Sea-based	191	63,087	0	894	0	1,285	14	1,210	0	3,289	0	97	0	317

Sources: 1) OSS Report dated 19 January 2022, 2) BOQ Report No. 610 dated 20 January 2022, 3) BOQ Human Remains Report No. 553 dated 20 January 2022, and 4) OCD BARM Report dated 22 May 2021.

QUARANTINE

ROFs IN TREATMENT AND MONITORING FACILITIES								
No. of QFs	Confirmed Positive		Admitted		Recovered		Deaths	
	Now	Cumulative	Now	Cumulative	Now	Cumulative	Now	Cumulative
11	148	27,727	0	1,117	167	26,582	0	28

Source: 1) BOQ Report No. 610 dated 20 January 2022. (Note: Figures from previous reports may differ due to data verification process.)

OSS-MROF BALIK PROBINSYA & UWIAN NA PROGRAM
(May 25, 2020 - January 14, 2022)

ROFs ASSISTED THRU THEIR DESTINATION	MODE OF TRANSPORTATION			GRAND TOTAL
	Air (NAIA T2)	Land (PITX)	Sea (N. Harbor)	
	Cumulative	Cumulative	Cumulative	
	484,390	382,024	96,092	962,506

Sources: 1) OSS Report as of 18 January 2022, 2) PITX Report (Uwian Na Program) dated 19 January 2022, and *DOTr (Hatid Tulang Program) Report dated 14 May 2021. *Data starting from June 2 includes LSI and APOR. (Note: Figures from previous reports may differ due to data verification process.)

RETURNING FILIPINOS FROM SABAH

TOTAL NO. OF RETURNING FILIPINOS FROM SABAH:	3,289	
First Batch	July 5, 2020	395
Second Batch	July 29, 2020	394
Third Batch	August 13, 2020	400
Fourth Batch	August 28, 2020	379
Fifth Batch	September 24, 2020	400
Sixth Batch	November 12, 2020	151
Seventh Batch	December 13-20, 2020	Failed deportation due to force majeure
Eighth Batch	March 7, 2021	316
Ninth Batch	April 17, 2021	358
Tenth Batch	May 22, 2021	496

As of June 21, 2021, 4,683 remaining Filipinos are still in Sabah for transfer.

Source: 1) OCD BARM Report dated 22 May 2021. (Note: Figures from previous reports may differ due to data verification process.)

OWWA COVID-19 RELATED ASSISTANCE TO OFWs
(March 2020 - November 2021)

Returned to Home Regions	802,538
OFW Kalinga	829,067

Source: 1) OWWA Monitoring Report dated November 2021.

REMAINS OF DECEASED OFs

COUNTRY OF ORIGIN	NOW		CUMULATIVE		CAUSE OF DEATH	
	COUNTRY	NOW	CUMULATIVE	CUMULATIVE		
TOTAL		0	5,584		5,584	
Saudi Arabia		0	798	COVID-19	633	
USA		0	287			
United Arab Emirates		0	149	NON COVID-19	4,951	
Qatar		0	67			
Kuwait		0	51			
Others		0	4,232			

Sources: 1) BOQ Human Remains Report No. 551 dated 18 January 2022. (Note: Figures from previous reports may differ due to data verification process.)

COUNTRIES TRAVEL CLASSIFICATION

GREEN LIST			
Bangladesh	Saba (The Kingdom of Netherlands)	Pakistan	Kyrgyzstan
British Virgin Islads	Timor-Leste (East Timor)	Saint Barthelemy	Niger
Djibouti	Benin	Sint Eustasius	Paraguay
The Gambia	China (Mainland)	Uganda	Senegal
Hong Kong (SAR)	Equatorial Guinea	Bhutan	Taiwan
Japan	Ghana	Falkland Islands (Malvinas)	
Montserrat	India	Cote d'Ivoire (Ivory Coast)	
Oman	Kosovo	Guinea	
Sierra Leone	Morocco	Indonesia	
YELLOW LIST			
All other countries/territories/jurisdictions not otherwise listed.			
RED LIST			
Antigua and Barbuda		Mayotte	
Curacao		Saudi Arabia	
Malta		U.S. Virgin Islands	
Puerto Rico (U.S)		Canada	
Spain		Iceland	
Aruba		Mozambique	
French Guiana		Somalia	

Classification of "Green", "Yellow", and "Red" shall be effective from January 15, to 31, 2022. Sources: 1) IATF Resolution 157-B s. 2021 dated 13 January 2022.

Prepared by:

(SGD)
SHARMAIN B. TUYAY
Duty Staff

Reviewed by:

(SGD)
MARVIN T MANZANO, MDRM
Officer, TG MROF Coordination Center

Approved by:

(SGD)
DIR. BERNARDO RAFAELITO R ALEJANDRO IV, CESO IV, MNSA
Head, TG MROF Coordination Center

Republic of the Philippines
Inter-Agency Task Force
FOR THE MANAGEMENT OF EMERGENCY INFECTIOUS DISEASE
NATIONAL TASK FORCE COVID-19
Task Group on Management of Returning Overseas Filipinos

NARRATIVE REPORT
20 January 2022

ACTIONS TAKEN: Management of Returning Overseas Filipinos (MROF)

The Task Group on Management of Returning Overseas Filipinos (TG-MROF) was created by the National Incident Command-National Task Force COVID 19 to solely cater to the medical and social needs of Returning Overseas Filipinos (ROFs). The TG-MROF in coordination with various government agencies, private entities, and other task groups created to respond with the prevailing crisis, regional task units, and local government agencies that are task to facilitate the safe return of the ROFs back to their home provinces.

Members: DND, DOTr, DOLE, DILG, DFA, DOT, DSWD, DOH, OCD, OWWA, BOQ, CAAP, MARINA, PCG, PNP and AFP

ARRIVALS: As of 19 January 2022, a total of **2,042,122 Returning Overseas Filipinos (ROFs)** arrived at the NAIA Terminals 1, 2, and 3, Clark International Airport, Mactan-Cebu International Airport, Laoag International Airport, South Harbor, Subic, Bataan, Zamboanga, and Batangas Port. Of which, a total of **1,557,568** are **OFWs** (**920,962** are **land-based** and **635,806** are **sea-based**) and **478,970** are **non-OFWs**.

A total of **5,584 deceased ROFs** had arrived in the country from 07 July 2020 – 20 January 2022. Of which, **633** died due to COVID-19.

QUARANTINE: As of 20 January 2022, a total of **27,727** ROFs were confirmed positive with COVID-19. Of which, **1,117** are admitted at **11** quarantine facilities, **27,582** were able to recover and **28** died.

OSS-MROF BALIK PROBINSYA AND UWIAN NA PROGRAM: As of 19 January 2022, a total of **962,506** ROFs were assisted back to their home provinces. Of which, **382,024** were assisted by land, **484,390** by air, and **96,092** by sea.

OWWA COVID-19 RELATED ASSISTANCE TO OFWs: From March 2020 to 10 October, 2021, a total of **829,067** OFWs were assisted by OWWA on their “Returned to Home Regions” program and **801,037** OFWs are also assisted through “OFW Kalinga” program.

RETURNING FILIPINOS (REFs) from SABAH: As of 22 May 2021, a total of **3,289** REFs from Sabah had arrived in the country. While as of 21 June 2021, a total of **4,683** remaining Filipinos are still in Sabah for transfer.

TRAVEL BANNED COUNTRIES: As of 13 December 2021, the IATF approved the imposition of travel restriction on 14 countries by placing it under the Red List while 32 countries were listed under Green List effective from January 15, 2022 until January 31, 2022.

Prepared by:

(SGD)
SHARMAIN B. TUYAY
Duty Staff

Reviewed by:

(SGD)
MR MARVIN T. MANZANO
Officer, TG MROF Coordination Center

Approved by:

(SGD)
DIR. BERNARDO RAFAELITO R. ALEJANDRO IV, CESO IV, MNSA
Head, TG MROF Coordination Center