



REPUBLIC OF THE PHILIPPINES  
**NATIONAL DISASTER RISK REDUCTION AND MANAGEMENT COUNCIL**

National Disaster Risk Reduction and Management Center, Camp Aguinaldo, Quezon City, Philippines

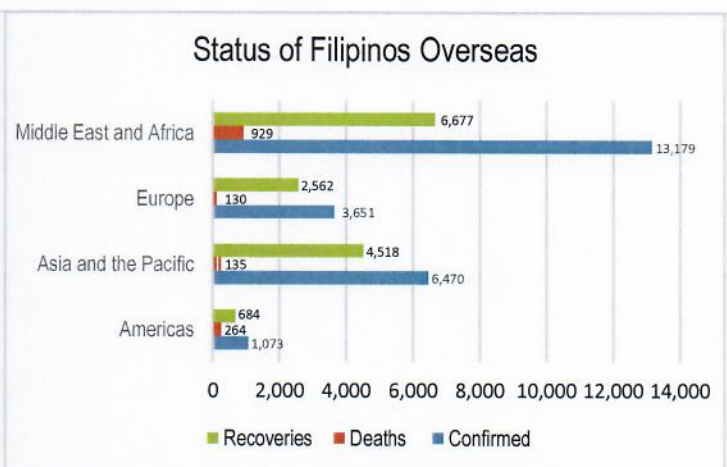
NATIONAL TASK FORCE  
**CORONAVIRUS DISEASE-2019**  
**SITUATIONAL REPORT NO. 661**

Issued on 1200H, 22 January 2022  
 Report Coverage: 21 January 2022

**GLOBAL SITUATION**

**340,543,962**  
 Total Cases Worldwide

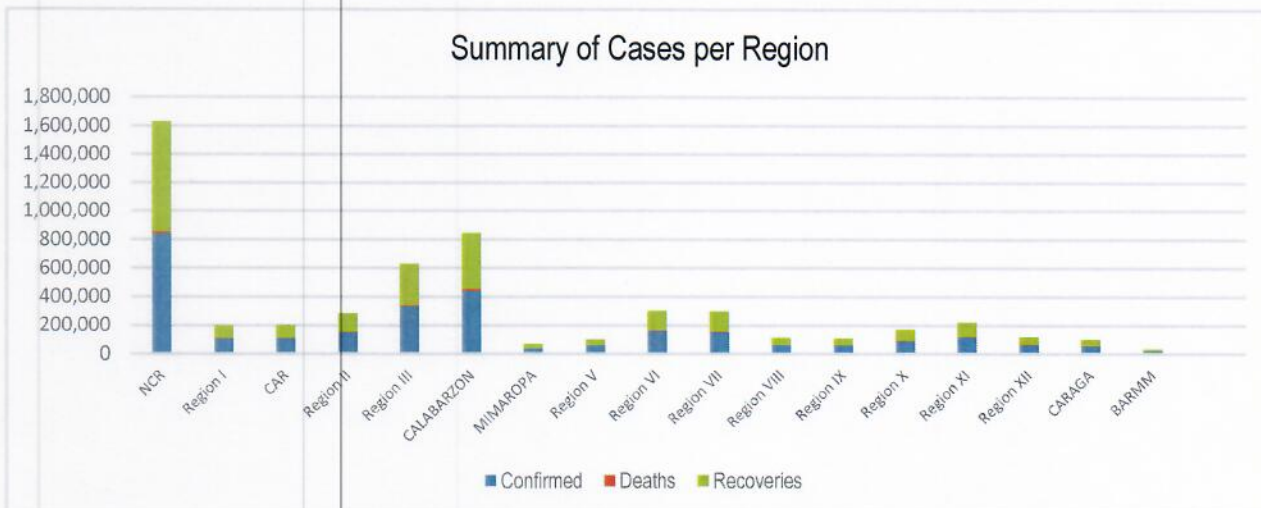
**223**  
 Countries and Territories Affected



Source: WHO Global Data as of 20 January 2022

**PHILIPPINE SITUATION**

	TOTAL	NEW	REMARKS
TOTAL CASES	<b>3,387,524</b>	+30,552	
ACTIVE CASES	<b>280,619</b>		<b>8.3%</b> Positivity Rate
DEATHS	<b>53,406</b>	+97	<b>1.58%</b> Case Fatality Rate
RECOVERIES	<b>3,053,499</b>	+41,471	<b>90.1%</b> Case Recovery Rate



# P-D-I-T-R STRATEGY

With reference to the National Action Plan (NAP) for COVID-19, the National Task Force is intensifying efforts to PREVENT the spread of the COVID-19, TEST individuals, and communities, ISOLATE those that are identified to be confirmed cases, TREAT and provide with appropriate health care, and REINTEGRATE them back to the community.

## DETECT

DETECT entails active screening of those presenting with signs and symptoms of COVID-19 in the community as well as other disease surveillance activities. For this purpose, contact tracing teams have been organized and provided with appropriate training. Summary is as follows:



The overall results of contact tracing are summarized as follows:

<h1>1:4</h1> <p>Case: Close Contacts Ratio</p>	<h1>98%</h1> <p>Close Contacts Listed, Traced, and Assessed within 24 hours</p>
--	---

Data as of 19 January 2022

Also, part of DETECT strategy is the enhancement of the COVID-19 testing capacities of the country. For this purpose, testing laboratories are setup and provided with appropriate licensing. The summary is as follows:

<h1>310</h1> <p>Licensed RT-PCR and GeneXpert Laboratories</p>	<h1>19</h1> <p>Laboratories with Ongoing Licensing Applications</p>
--	---

The overall testing results is summarized as follows:

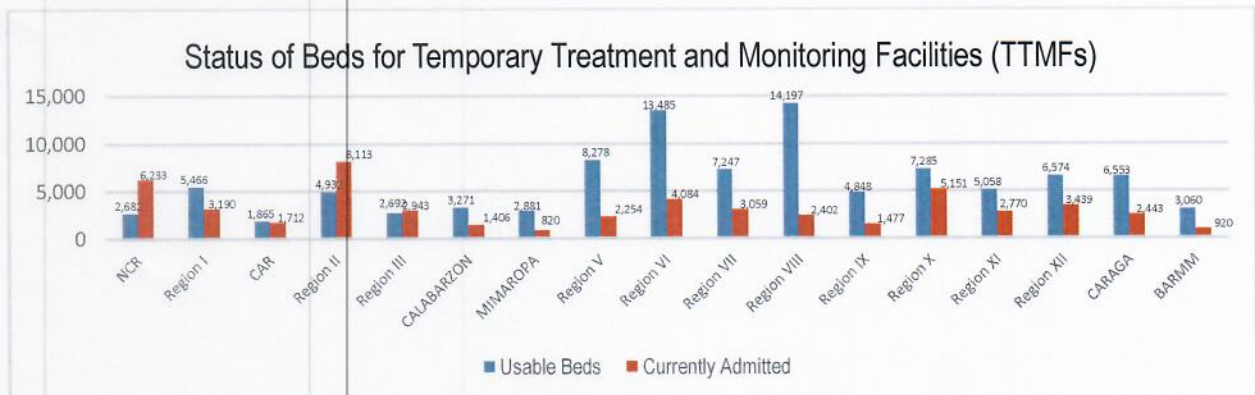
	TOTAL	NEW
TESTS CONDUCTED	25,833,069	-
UNIQUE INDIVIDUALS TESTED	24,297,953	-
POSITIVITY RATE	13.3%	
BACKLOGS	-	

To aid in the testing efforts, Mega Swabbing Sites have been established. The outputs of the Mega Swabbing Sites are as follows:

	TOTAL	NEW
ACT MOBILE TEAM	436,674	-
MOA ARENA	411,986	-
NINYO AQUINO STADIUM	455,432	-
PHILIPPINE SPORTS ARENA	624,910	-

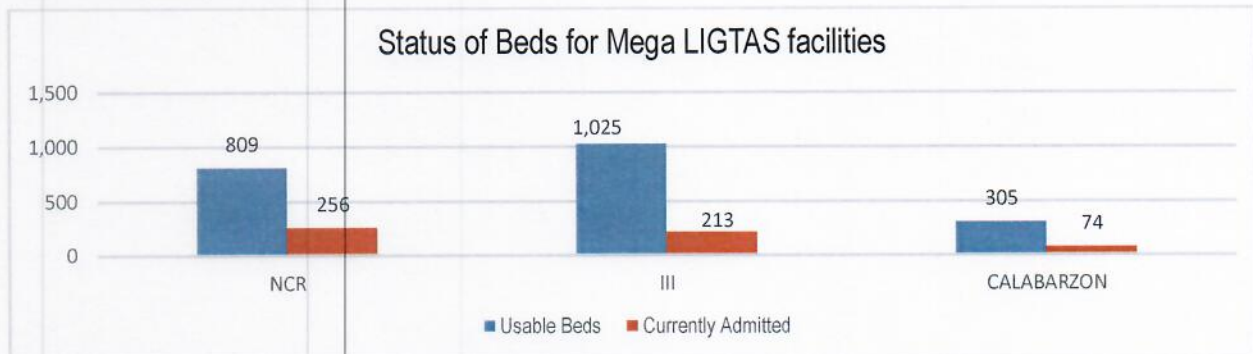
## ISOLATE

Isolate involves implementation of measures to separate those identified as exposed and confirmed cases and provide medical interventions to further prevent the spread of the disease. This strategy involves setting up of Temporary Treatment and Monitoring Facilities (TTMFs). The summary of TTMFs established is as follows:



Source: DOH as of 07 September 2021

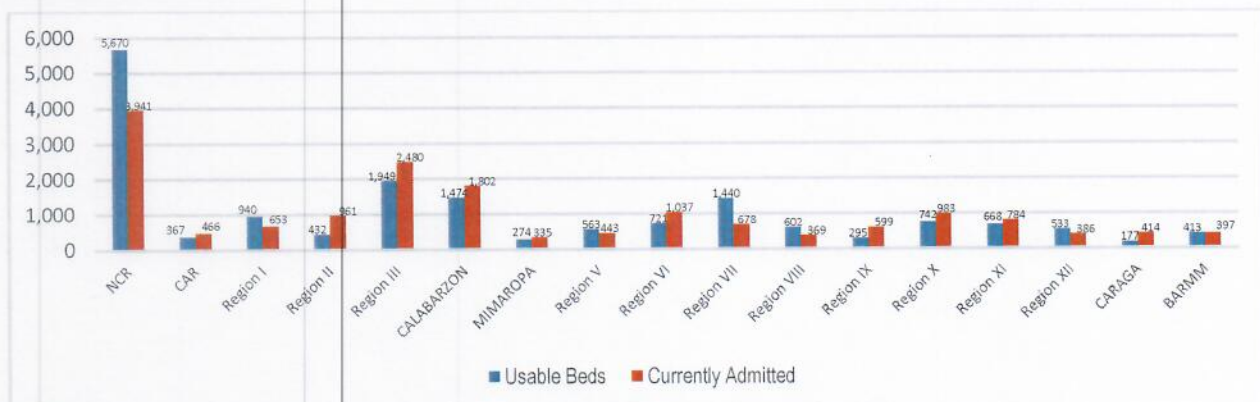
Aside from the TTMFs, Mega LIGTAS facilities have also been established. The summary of occupancies for the Mega LIGTAS facilities is as follows:



Source: DOH as of 15 October 2021

## TREAT

For the TREAT strategy, One Hospital Command has been established to facilitate a centralized referral system. Further, wards, isolation, and intensive care units are in operation to provide treatment services for COVID-19 positives. The occupancy rate for all beds dedicated to COVID-19 (Ward, Isolation, Intensive Care) among reporting hospitals is summarized as follows.



Source: DOH as of 07 September 2021

## DONATIONS MONITORING

In terms of resources, the following is the summary of total domestic and international donations received by the Philippine government, particularly various medical supplies, monitored by OCD in compliance with the Administrative Order No. 27, s. 2020, signed by the President of the Philippines on 31 March 2020.




## MANAGEMENT OF RETURNING OVERSEAS FILIPINOS

Returning Overseas Filipinos are provided with assistance by facilitating their arrival from different points of origin abroad until their return to their respective homes, and attend to their medical and social needs, in order to give them comfort, ensure their safety, and prevent the spread of COVID-19. The following is the summary of ROFs



For the Chairperson, NDRRMC:

  
**UNDERSECRETARY RICARDO B JALAD**  
Executive Director, NDRRMC and  
Administrator, OCD

**REFERENCES:** Reports from  
World Health Organization  
Office of Civil Defense  
Department of Health  
Department of the Interior and Local Government  
Department of Foreign Affairs

**ANNEXES:**  
Breakdown of Returning Overseas Filipinos  
Breakdown of Resource Management and Logistics

**NOTE:**  
Other reports are available upon request

**Breakdown of COVID-19 Cases per LGU**  
As of 21 January 2022

REGION / PROVINCE / CHARTERED CITY	CLOSE CONTACTS	SUSPECTED CASES	PROBABLE CASES	ACTIVE CONFIRMED	CUMULATIVE CONFIRMED	CUMULATIVE DEATHS	CUMULATIVE RECOVERIES
<b>GRAND TOTAL</b>	<b>5,176,507</b>	<b>1,155,639</b>	<b>231,426</b>	<b>180,829</b>	<b>2,794,089</b>	<b>72,104</b>	<b>2,540,829</b>
<b>NCR</b>	<b>2,912,046</b>	<b>931,194</b>	<b>225,822</b>	<b>48,056</b>	<b>838,150</b>	<b>13,624</b>	<b>776,450</b>
Caloocan		220,731	116,513	320	67,511	1,654	65,537
Malabon	176,987	93	21,281	1,482	23,212	671	21,059
Navotas	5,071	2,762	9,216	1,012	20,734	607	19,115
Valenzuela		20,328	1,033	2,068	42,103	865	39,170
Pasig	30,093	2,933	39,545	446	30,324	832	29,046
Pateros	31,873	29,562	2,311	347	7,530	93	7,090
Marikina	184,202	405	2,079	956	30,192	677	28,559
Taguig	85,984	81,455	4,529	1,201	46,790	342	45,247
Quezon City	1,397,880	479,426	-	25,811	243,172	1,644	215,717
Manila		339	-	1,167	86,075	1,605	83,303
Makati	250,372	21,814	1,429	2,307	48,988	1,016	45,665
Mandaluyong		38,032	25,528	2,466	32,547	650	29,431
San Juan	302,149	1,707	-	1,252	20,082	345	18,485
Muntinlupa	758	-	787	4,547	34,830	588	29,695
Parañaque	417,404	19,162	655	1,296	44,632	758	42,558
Las Piñas	12,233	12,296	676	127	31,852	713	31,012
Pasay	17,040	149	240	1,251	27,576	564	25,761
<b>CAR</b>	<b>338,974</b>	<b>38,093</b>	<b>0</b>	<b>9,697</b>	<b>105,940</b>	<b>2,325</b>	<b>93,899</b>
Abra	3,902	894	-	457	5,267	135	4,674
Apayao	6,473	2,566	-	319	8,998	115	8,562
Baguio City	194,153	9,584	-	4,380	37,015	753	31,874
Benguet	93,460	10,821	-	2,172	24,605	781	21,649
Ifugao	8,864	7,399	-	539	10,536	168	9,827
Kalinga	12,613	4,335	-	1,170	10,808	234	9,403
Mt. Province	19,509	2,494	-	660	8,711	139	7,910
<b>I</b>	<b>157,134</b>	<b>19,304</b>	<b>0</b>	<b>9,737</b>	<b>104,127</b>	<b>2,312</b>	<b>92,078</b>
Ilocos Norte	13,850	244	-	2,082	21,126	493	18,551
Ilocos Sur	43,134	1,584	-	962	18,592	242	17,388
La Union	28,786	10,793	-	3,234	24,257	596	20,427
Pangasinan	55,703	6,067	-	2,889	34,133	775	30,469
Dagupan City	15,661	616	-	570	6,019	206	5,243
<b>II</b>	<b>376</b>	<b>2,166</b>	<b>4</b>	<b>7,234</b>	<b>145,831</b>	<b>5,140</b>	<b>133,369</b>
Batanes	-	18	-	6	332	3	323
Cagayan	94	592	2	3,495	55,060	2,208	49,318
Isabela	146	1,137	2	2,390	63,782	2,090	59,268
Nueva Vizcaya	136	369	-	1,067	19,123	595	17,449
Quirino	-	50	-	276	7,534	244	7,011
<b>III</b>	<b>0</b>	<b>0</b>	<b>0</b>	<b>28,798</b>	<b>328,963</b>	<b>6,237</b>	<b>293,928</b>
Aurora	-	-	-	142	3,871	222	3,507
Bataan	-	-	-	3,674	36,715	492	32,549
Bulacan	-	-	-	12,078	127,883	1,627	114,178
Nueva Ecija	-	-	-	2,625	36,166	972	32,569
Pampanga	-	-	-	5,752	62,259	1,455	55,052
Tarlac	-	-	-	2,117	25,512	526	22,869
Zambales	-	-	-	525	11,581	480	10,576
Angeles City	-	-	-	1,372	17,500	300	15,828
Olongapo City	-	-	-	513	7,476	163	6,800
<b>CALABARZON</b>	<b>16,578</b>	<b>59,692</b>	<b>2,324</b>	<b>31,322</b>	<b>437,799</b>	<b>12,789</b>	<b>393,688</b>
Cavite	5,398	13,462	17	14,623	148,772	3,377	130,772
Laguna	4,885	13,384	651	8,462	110,753	3,146	99,145
Batangas	1,275	1,674	17	3,369	71,492	2,746	65,377
Rizal	4,555	0	18	3,495	77,632	2,067	72,070
Quezon	465	31,172	1621	1,373	29,150	1,453	26,324
<b>MIMAROPA</b>	<b>64,798</b>	<b>13,835</b>	<b>263</b>	<b>1,334</b>	<b>34,800</b>	<b>1,117</b>	<b>31,890</b>
Occidental Mindoro	13,954	1,766	72	319	6,349	162	5,810
Oriental Mindoro	11,447	5,200	33	625	10,660	465	9,489
Marinduque	7,186	1,022	112	144	3,921	75	3,611
Romblon	10,448	3,422	9	116	4,777	89	4,563
Palawan	21,763	2,425	37	130	9,093	326	8,417
<b>V</b>	<b>13,852</b>	<b>760</b>	<b>1</b>	<b>8,158</b>	<b>54,046</b>	<b>2,026</b>	<b>43,862</b>
Albay	4,911	411	1	1,576	11,048	505	8,967
Camarines Norte	664	66	0	622	3,766	201	2,943
Camarines Sur	3,742	149	0	3,361	23,119	680	19,078
Catanduanes	1,226	35	0	231	2,958	115	2,612
Masbate	1,352	15	0	1,361	5,303	74	3,868
Sorsogon	842	83	0	816	7,622	446	6,360
Others	1,115	1	0	191	230	5	34
<b>VI</b>	<b>207,001</b>	<b>494</b>	<b>263</b>	<b>10,821</b>	<b>156,294</b>	<b>4,736</b>	<b>140,680</b>
Aklan	18,990	20	12	1,314	13,801	202	12,284

REGION / PROVINCE / CHARTERED CITY	CLOSE CONTACTS	SUSPECTED CASES	PROBABLE CASES	ACTIVE CONFIRMED	CUMULATIVE CONFIRMED	CUMULATIVE DEATHS	CUMULATIVE RECOVERIES
Antique	7,746	28	109	867	6,910	243	5,797
Capiz	24,445	32	13	963	10,516	373	9,177
Guimaras	4,776	6	0	79	3,268	160	3,027
Iloilo	51,641	214	9	1,891	36,178	1,098	33,174
Iloilo City	62,940	63	96	2,842	24,823	629	21,343
Negros Occidental	25,383	110	10	1,679	35,756	1,224	32,838
Bacolod City	11,080	21	14	1,186	25,042	807	23,040
<b>VII</b>	<b>6,381</b>	<b>2,425</b>	<b>2,172</b>	<b>2,376</b>	<b>148,739</b>	<b>6,363</b>	<b>140,031</b>
Bohol	976	636	17	190	20,177	591	19,409
Cebu	4,336	218	584	518	37,593	2,574	34,503
Negros Oriental	833	1,512	1,540	287	19,908	711	18,917
Siquijor	14	-	2	2	2,682	45	2,635
Cebu City	-	-	-	1,001	42,191	1,527	39,667
Lapu-Lapu City	49	-	-	202	13,871	472	13,200
Mandaue City	173	59	29	176	12,317	443	11,700
<b>VIII</b>	<b>169,104</b>	<b>949</b>	<b>1</b>	<b>3,988</b>	<b>57,207</b>	<b>635</b>	<b>52,584</b>
Leyte	44,015	359	-	1,343	20,477	157	18,977
Southern Leyte	18,562	167	-	116	5,817	42	5,659
Biliran	8,586	76	-	53	2,048	50	1,945
Samar	43,114	107	1	605	8,589	120	7,864
Eastern Samar	12,073	38	-	367	4,505	46	4,092
Northern Samar	14,696	78	-	366	4,474	87	4,021
Tacloban City	23,117	89	-	903	7,593	93	6,597
Ormoc City	4,941	16	-	235	3,704	40	3,429
Other Region	-	19	-	-	-	-	-
<b>IX</b>	<b>140,697</b>	<b>28,585</b>	<b>0</b>	<b>2,727</b>	<b>55,197</b>	<b>2,490</b>	<b>49,980</b>
Zamboanga Del Norte	16,511	3,379	0	257	10,760	532	9,971
Zamboanga Del Sur	44,456	3,285	0	1,154	14,776	555	13,067
Zamboanga Sibugay	8,464	1,642	0	116	4,150	234	3,800
Zamboanga City	71,183	19,378	0	1,090	23,932	1,113	21,729
Isabela City, Basilan	83	901	0	110	1,579	56	1,413
<b>X</b>	<b>0</b>	<b>4,126</b>	<b>0</b>	<b>3,308</b>	<b>85,376</b>	<b>3,490</b>	<b>78,883</b>
Cagayan De Oro City	-	1533	0	1,385	22,795	1,109	20,544
Iligan City	-	283	0	157	4,854	429	4,276
Bukidnon	-	803	0	568	26,642	582	25,538
Camiguin	-	37	0	11	2,065	185	1,877
Lanao Del Norte	-	37	0	141	4,544	322	4,081
Misamis Occidental	-	472	0	348	9,456	354	8,754
Misamis Oriental	-	961	0	698	15,020	509	13,813
<b>XI</b>	<b>861,770</b>	<b>34,952</b>	<b>170</b>	<b>7,930</b>	<b>113,262</b>	<b>3,931</b>	<b>101,401</b>
Davao City	532,886	31,165	108	5,906	60,540	1,814	52,820
Davao De Oro	51,261	771	5	286	8,136	412	7,438
Davao Del Norte	102,874	1,381	39	929	20,669	823	18,917
Davao Del Sur	60,871	972	2	495	12,054	482	11,077
Davao Occidental	33,322	219	15	61	3,912	110	3,741
Davao Oriental	80,436	444	1	253	7,951	290	7,408
Other Regions	120	-	-	-	-	-	-
<b>XII</b>	<b>278,345</b>	<b>16,985</b>	<b>6</b>	<b>1,534</b>	<b>59,185</b>	<b>2,329</b>	<b>55,302</b>
General Santos City	21,415	4,954	-	698	15,200	573	13,926
North Cotabato	40,074	481	1	328	11,119	607	10,178
Sarangani	60,166	103	-	93	6,741	173	6,469
South Cotabato	128,755	11,012	5	324	18,926	742	17,857
Sultan Kudarat	27,935	435	-	91	7,199	234	6,872
<b>CARAGA</b>	<b>8,558</b>	<b>1,365</b>	<b>384</b>	<b>2,550</b>	<b>52,104</b>	<b>1,916</b>	<b>47,638</b>
Dinagat Islands	268	142	0	5	1,705	82	1,618
Butuan City	736	305	9	632	12,834	372	11,830
Cabadbaran City	331	63	6	63	1,438	31	1,344
Tandag City	215	21	9	72	1,820	87	1,661
Agusan Del Norte	823	225	26	123	4,513	187	4,203
Bayugan City	308	77	22	162	2,064	88	1,814
Agusan Del Sur	1,248	130	128	942	11,766	297	10,527
Surigao Del Norte	2,994	106	22	117	3,559	149	3,293
Surigao Del Sur	1,147	59	60	320	7,478	348	6,810
Surigao City	1	171	47	37	2,551	130	2,384
Bislig City	487	66	55	77	2,376	145	2,154
<b>BARMM</b>	<b>893</b>	<b>714</b>	<b>16</b>	<b>1,259</b>	<b>17,069</b>	<b>644</b>	<b>15,166</b>
Maguindanao	73	106	8	164	3,790	152	3,474
Lanao del Sur	723	200	1	691	6,052	230	5,131
Basilan	63	128	1	74	1,271	54	1,143
Sulu	34	235	6	21	995	33	941
Tawi-Tawi	0	45	0	0	194	19	175
Cotabato City	0	0	0	309	4,767	156	4,302

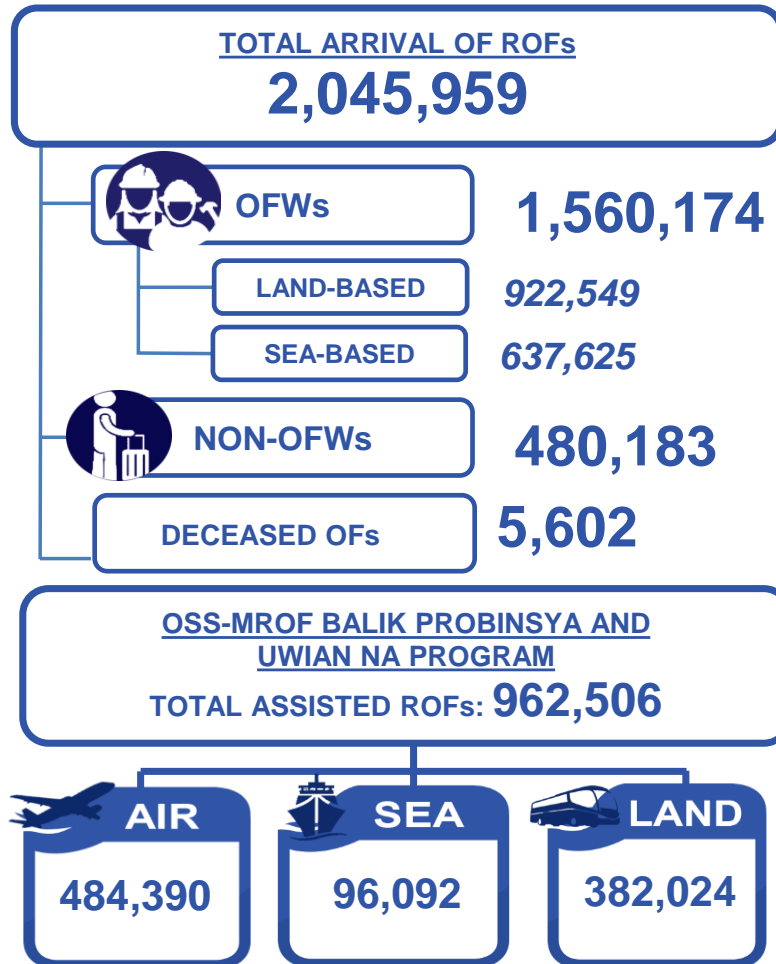
Sources: OCDROs

Note: Decrease in figures of cumulative data is due to ongoing validation.



## Task Group on Management of Returning Overseas Filipinos

Summary Report  
 20 January 2022




**OWWA COVID-19 RELATED ASSISTANCE TO OFWs**

RETURNED TO HOME REGIONS : 802,538  
 OFW KALINGA : 829,067

**TOTAL NO. OF RETURNING FILIPINOS FROM SABAH**

**3,289**

### HEALTH STATUS of ROFs





Republic of the Philippines  
INTER-AGENCY TASK FORCE  
FOR THE MANAGEMENT OF EMERGING INFECTIOUS DISEASE  
NATIONAL TASK FORCE AGAINST COVID-19



Task Group on Management of Returning Overseas Filipinos

TG-MROF Daily Operational Report as of 21 January 2022

ARRIVALS

ROFs	TOTAL ARRIVAL ON AIRPORTS: 1,970,132														GRAND TOTAL ARRIVAL OF ROFs	
	NINYO AQUINO INTERNATIONAL AIRPORT						CLARK INTERNATIONAL AIRPORT		MACTAN-CEBU INTERNATIONAL AIRPORT		LAOAG AIRPORT	DAVAO AIRPORT	SUBIC AIRPORT	BOHOL-PANGLAO AIRPORT		
	Terminal 1 (23 April 2020 - 20 January 2022)		Terminal 2 (23 April 2020 - 20 January 2022)		Terminal 3 (08 July 2020 - 20 January 2022)		(05 June 2020 - 20 January 2022)		(28 June 2020 - 20 January 2022)		(18 June - 20 Jan. 2022)	(27 June - 20 Jan. 2022)	(18 June - 20 Jan. 2022)	(Nov. 18 - 20 Jan. 2022)		
	Now	Cumulative	Now	Cumulative	Now	Cumulative	Now	Cumulative	Now	Cumulative	Cumulative	Cumulative	Cumulative	Cumulative		
<b>SUBTOTAL</b>	<b>895</b>	<b>497,720</b>	<b>1,145</b>	<b>614,813</b>	<b>751</b>	<b>431,002</b>	<b>478</b>	<b>211,111</b>	<b>307</b>	<b>181,303</b>	<b>405</b>	<b>14,319</b>	<b>19,339</b>	<b>120</b>	<b>3,636</b>	<b>2,045,959</b>
<b>OFWs</b>	704	418,047	625	393,083	439	315,504	394	190,336	218	142,444	381	11,483	18,581	120	2,440	1,560,174
Land-based	601	313,313	237	237,975	216	177,822	227	104,484	137	60,325	352	10,663	17,527	88	1,418	922,549
Sea-based	103	104,734	388	155,108	223	137,682	167	85,852	81	82,119	29	820	1,054	2	1,022	637,625
<b>NON-OFWs</b>	191	79,673	520	221,730	312	115,498	84	20,775	89	38,859	24	2,836	758	30	1,196	480,183
Deceased OFWs	0	5,602													0	5,602

ROFs	TOTAL ARRIVAL ON SEAPORTS: 70,225													
	MANILA		CEBU		SUBIC		BATAAN		TAWI-TAWI/ZAMBOANGA		DAVAO		BATANGAS	
	Now	Cumulative	Now	Cumulative	Now	Cumulative	Now	Cumulative	Now	Cumulative	Now	Cumulative	Now	Cumulative
	<b>SUBTOTAL</b>	<b>46</b>	<b>63,133</b>	<b>0</b>	<b>894</b>	<b>0</b>	<b>1,285</b>	<b>14</b>	<b>1,210</b>	<b>0</b>	<b>3,289</b>	<b>0</b>	<b>97</b>	<b>0</b>
<b>OFWs</b>	46	63,133	0	894	0	1,285	14	1,210	0	3,289	0	97	0	317
Sea-based	46	63,133	0	894	0	1,285	14	1,210	0	3,289	0	97	0	317

Sources: 1) OSS Report dated 20 January 2022, 2) BOQ Report No. 612 dated 21 January 2022, 3) BOQ Human Remains Report No. 554 dated 21 January 2022, and 4) OCD BARM Report dated 22 May 2021.

QUARANTINE

ROFs IN TREATMENT AND MONITORING FACILITIES								
No. of QFs	Confirmed Positive		Admitted		Recovered		Deaths	
	Now	Cumulative	Now	Cumulative	Now	Cumulative	Now	Cumulative
	11	508	28,235	0	890	735	27,317	0

Source: 1) BOQ Report No. 610 dated 20 January 2022. (Note: Figures from previous reports may differ due to data verification process.)

OSS-MROF BALIK PROBINSYA & UWIAN NA PROGRAM  
( May 25, 2020 - January 14, 2022)

ROFs ASSISTED THRU THEIR DESTINATION	MODE OF TRANSPORTATION			GRAND TOTAL
	Air (NAIA T2)	Land (PITX)	Sea (N. Harbor)	
	Cumulative	Cumulative	Cumulative	
	484,390	382,024	96,092	962,506

Sources: 1) OSS Report as of 20 January 2022, 2) PITX Report (Uwian Na Program) dated 21 January 2022, and \*DOTr (Hatid Tulog Program) Report dated 14 May 2021. \*Data starting from June 2 includes LSI and APOR. (Note: Figures from previous reports may differ due to data verification process.)

RETURNING FILIPINOS FROM SABAH

TOTAL NO. OF RETURNING FILIPINOS FROM SABAH:		3,289
First Batch	July 5, 2020	395
Second Batch	July 29, 2020	394
Third Batch	August 13, 2020	400
Fourth Batch	August 28, 2020	379
Fifth Batch	September 24, 2020	400
Sixth Batch	November 12, 2020	151
Seventh Batch	December 13-20, 2020	Failed deportation due to force majeure
Eighth Batch	March 7, 2021	316
Ninth Batch	April 17, 2021	358
Tenth Batch	May 22, 2021	496

As of June 21, 2021, 4,683 remaining Filipinos are still in Sabah for transfer.

Source: 1) OCD BARM Report dated 22 May 2021. (Note: Figures from previous reports may differ due to data verification process.)

OWWA COVID-19 RELATED ASSISTANCE TO OFWs  
(March 2020 - November 2021)

Returned to Home Regions	802,538
OFW Kalinga	829,067

Source: 1) OWWA Monitoring Report dated November 2021.

REMAINS OF DECEASED OFs

COUNTRY OF ORIGIN	NOW		CUMULATIVE		CAUSE OF DEATH	
	Now	Cumulative	Now	Cumulative	Now	Cumulative
<b>TOTAL</b>	<b>0</b>	<b>5,602</b>				<b>5,602</b>
Saudi Arabia	0	798			COVID-19	633
USA	0	287				
United Arab Emirates	0	149			NON COVID-19	4,969
Qatar	0	67				
Kuwait	0	51				
Others	0	4,250				

Source: 1) BOQ Human Remains Report No. 555 dated 21 January 2022. (Note: Figures from previous reports may differ due to data verification process.)

COUNTRIES TRAVEL CLASSIFICATION

GREEN LIST			
Bangladesh	Saba (The Kingdom of Netherlands)	Pakistan	Kyrgyzstan
British Virgin Islads	Timor-Leste (East Timor)	Saint Barthelemy	Niger
Djibouti	Benin	Sint Eustasius	Paraguay
The Gambia	China (Mainland)	Uganda	Senegal
Hong Kong (SAR)	Equatorial Guinea	Bhutan	Taiwan
Japan	Ghana	Falkland Islands (Malvinas)	
Montserrat	India	Cote d'Ivoire (Ivory Coast)	
Oman	Kosovo	Guinea	
Sierra Leone	Morocco	Indonesia	
YELLOW LIST			
All other countries/territories/jurisdictions not otherwise listed.			
RED LIST			
Antigua and Barbuda		Mayotte	
Curacao		Saudi Arabia	
Malta		U.S. Virgin Islands	
Puerto Rico (U.S)		Canada	
Spain		Iceland	
Aruba		Mozambique	
French Guiana		Somalia	

Classification of "Green", "Yellow", and "Red" shall be effective from January 15, to 31, 2022. Source: 1) IATF Resolution 157-B s. 2021 dated 13 January 2022.

Prepared by:

(SGD)  
SHARMAIN B. TUYAY  
Duty Staff

Reviewed by:

(SGD)  
MARVIN T MANZANO, MDRM  
Officer, TG MROF Coordination Center

Approved by:

(SGD)  
DIR. BERNARDO RAFAELITO R ALEJANDRO IV, CESO IV, MNSA  
Head, TG MROF Coordination Center



Republic of the Philippines  
Inter-Agency Task Force  
FOR THE MANAGEMENT OF EMERGENCY INFECTIOUS DISEASE  
NATIONAL TASK FORCE COVID-19  
**Task Group on Management of Returning Overseas Filipinos**

**NARRATIVE REPORT**  
**21 January 2022**

---

ACTIONS TAKEN: Management of Returning Overseas Filipinos (MROF)

The Task Group on Management of Returning Overseas Filipinos (TG-MROF) was created by the National Incident Command-National Task Force COVID 19 to solely cater to the medical and social needs of Returning Overseas Filipinos (ROFs). The TG-MROF in coordination with various government agencies, private entities, and other task groups created to respond with the prevailing crisis, regional task units, and local government agencies that are task to facilitate the safe return of the ROFs back to their home provinces.

**Members:** DND, DOTr, DOLE, DILG, DFA, DOT, DSWD, DOH, OCD, OWWA, BOQ, CAAP, MARINA, PCG, PNP and AFP

**ARRIVALS:** As of 20 January 2022, a total of 2,045,959 Returning Overseas Filipinos (ROFs) arrived at the NAIA Terminals 1, 2, and 3, Clark International Airport, Mactan-Cebu International Airport, Laoag International Airport, South Harbor, Subic, Bataan, Zamboanga, and Batangas Port. Of which, a total of 1,560,174 are OFWs (922,549 are land-based and 637,625 are sea-based) and 480,183 are non-OFWs.

A total of 5,601 deceased ROFs had arrived in the country from 07 July 2020 – 21 January 2022. Of which, 633 died due to COVID-19.

**QUARANTINE:** As of 21 January 2022, a total of 28,235 ROFs were confirmed positive with COVID-19. Of which, 890 are admitted at 11 quarantine facilities, 27,317 were able to recover and 28 died.

**OSS-MROF BALIK PROBINSYA AND UWIAN NA PROGRAM:** As of 20 January 2022, a total of 962,506 ROFs were assisted back to their home provinces. Of which, 382,024 were assisted by land, 484,390 by air, and 96,092 by sea.

**OWWA COVID-19 RELATED ASSISTANCE TO OFWs:** From March 2020 to 10 October, 2021, a total of 829,067 OFWs were assisted by OWWA on their “Returned to Home Regions” program and 801,037 OFWs are also assisted through “OFW Kalinga” program.

**RETURNING FILIPINOS (REFs) from SABAH:** As of 22 May 2021, a total of 3,289 REFs from Sabah had arrived in the country. While as of 21 June 2021, a total of 4,683 remaining Filipinos are still in Sabah for transfer.

**TRAVEL BANNED COUNTRIES:** As of 13 December 2021, the IATF approved the imposition of travel restriction on 14 countries by placing it under the Red List while 32 countries were listed under Green List effective from January 15, 2022 until January 31, 2022.

Prepared by:

(SGD)  
**SHARMAIN B. TUYAY**  
Duty Staff

Reviewed by:

(SGD)  
**MR MARVIN T. MANZANO**  
Officer, TG MROF Coordination Center

Approved by:

(SGD)  
**DIR. BERNARDO RAFAELITO R. ALEJANDRO IV, CESO IV, MNSA**  
Head, TG MROF Coordination Center