



REPUBLIC OF THE PHILIPPINES  
**NATIONAL DISASTER RISK REDUCTION AND MANAGEMENT COUNCIL**

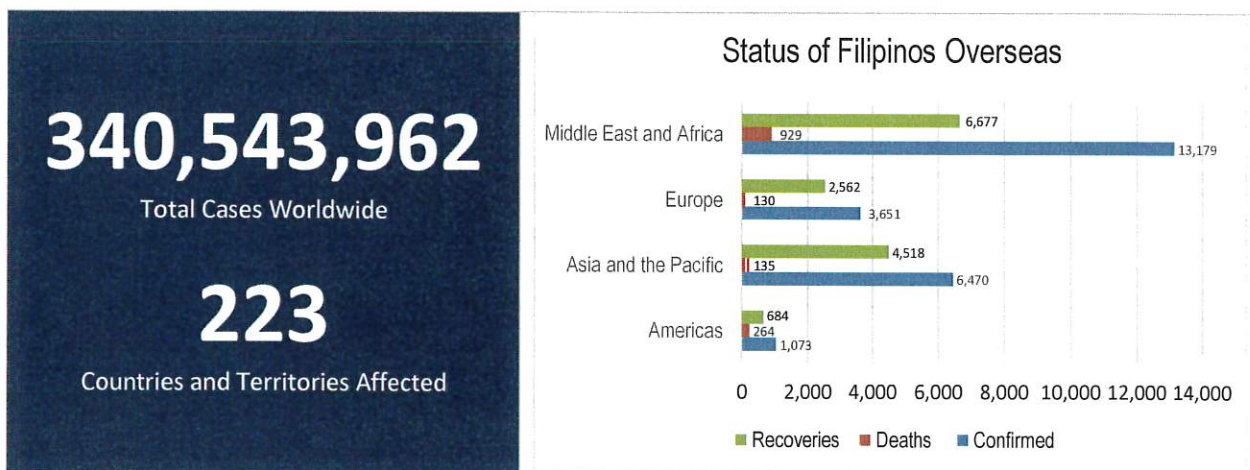
National Disaster Risk Reduction and Management Center, Camp Aguinaldo, Quezon City, Philippines

NATIONAL TASK FORCE  
**CORONAVIRUS DISEASE-2019**  
**SITUATIONAL REPORT NO. 662**

Issued on 1200H, 23 January 2022

Report Coverage: 22 January 2022

**GLOBAL SITUATION**

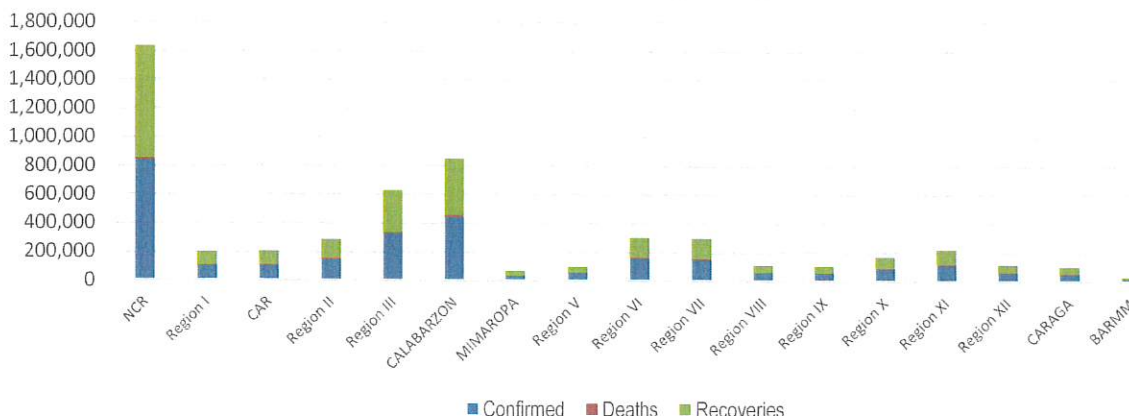


Source: WHO Global Data as of 21 January 2022

**PHILIPPINE SITUATION**

	<i>TOTAL</i>	<i>NEW</i>	<i>REMARKS</i>
<b>TOTAL CASES</b>	<b>3,417,216</b>	+29,828	
<b>ACTIVE CASES</b>	<b>273,580</b>		<b>8.0 %</b> Positivity Rate
<b>DEATHS</b>	<b>53,472</b>	+67	<b>1.56 %</b> Case Fatality Rate
<b>RECOVERIES</b>	<b>3,090,164</b>	+36,763	<b>90.4 %</b> Case Recovery Rate

**Summary of Cases per Region**

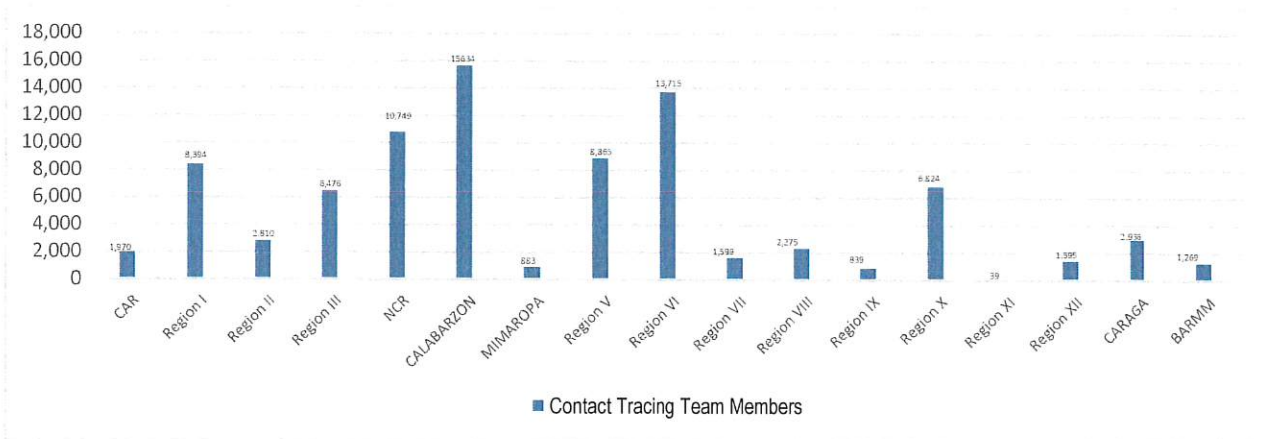


# P-D-I-T-R STRATEGY

With reference to the National Action Plan (NAP) for COVID-19, the National Task Force is intensifying efforts to PREVENT the spread of the COVID-19, TEST individuals, and communities, ISOLATE those that are identified to be confirmed cases, TREAT and provide with appropriate health care, and REINTEGRATE them back to the community.

## DETECT

DETECT entails active screening of those presenting with signs and symptoms of COVID-19 in the community as well as other disease surveillance activities. For this purpose, contact tracing teams have been organized and provided with appropriate training. Summary is as follows:



The overall results of contact tracing are summarized as follows:

<b>1:4</b> Case: Close Contacts Ratio	<b>98%</b> Close Contacts Listed, Traced, and Assessed within 24 hours
--	---

Data as of 19 January 2022

Also, part of DETECT strategy is the enhancement of the COVID-19 testing capacities of the country. For this purpose, testing laboratories are setup and provided with appropriate licensing. The summary is as follows:

<b>310</b> Licensed RT-PCR and GeneXpert Laboratories	<b>19</b> Laboratories with Ongoing Licensing Applications
--	---

The overall testing results is summarized as follows:

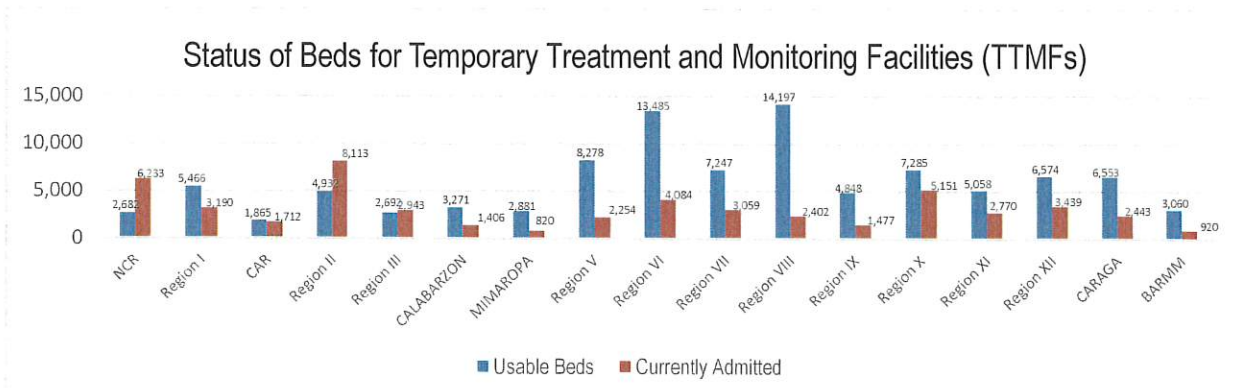
	TOTAL	NEW
TESTS CONDUCTED	25,833,069	-
UNIQUE INDIVIDUALS TESTED	24,297,953	-
POSITIVITY RATE	13.3%	
BACKLOGS	-	

To aid in the testing efforts, Mega Swabbing Sites have been established. The outputs of the Mega Swabbing Sites are as follows:

	TOTAL	NEW
ACT MOBILE TEAM	436,674	-
MOA ARENA	411,986	-
NINOY AQUINO STADIUM	455,432	-
PHILIPPINE SPORTS ARENA	624,910	-

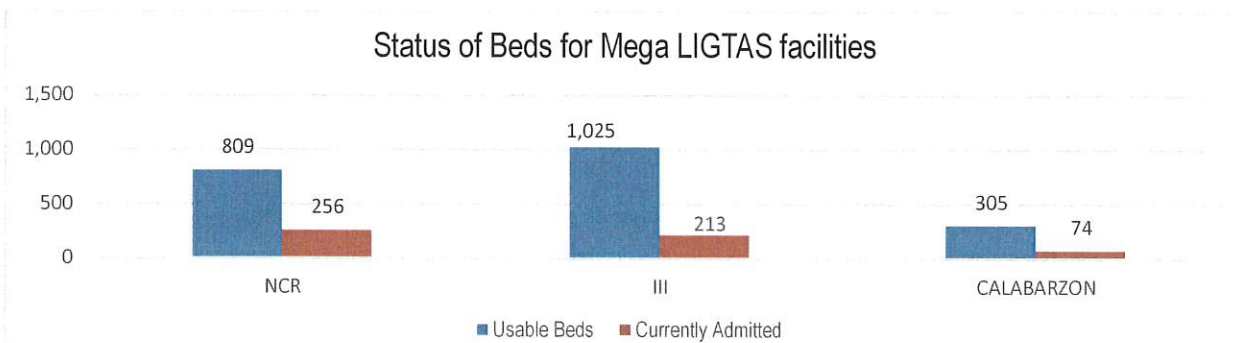
## ISOLATE

Isolate involves implementation of measures to separate those identified as exposed and confirmed cases and provide medical interventions to further prevent the spread of the disease. This strategy involves setting up of Temporary Treatment and Monitoring Facilities (TTMFs). The summary of TTMFs established is as follows:



Source: DOH as of 07 September 2021

Aside from the TTMFs, Mega LIGTAS facilities have also been established. The summary of occupancies for the Mega LIGTAS facilities is as follows:



Source: DOH as of 15 October 2021

## TREAT


For the TREAT strategy, One Hospital Command has been established to facilitate a centralized referral system. Further, wards, isolation, and intensive care units are in operation to provide treatment services for COVID-19 positives. The occupancy rate for all beds dedicated to COVID-19 (Ward, Isolation, Intensive Care) among reporting hospitals is summarized as follows.



Source: DOH as of 07 September 2021


## DONATIONS MONITORING

In terms of resources, the following is the summary of total domestic and international donations received by the Philippine government, particularly various medical supplies, monitored by OCD in compliance with the Administrative Order No. 27, s. 2020, signed by the President of the Philippines on 31 March 2020.




## MANAGEMENT OF RETURNING OVERSEAS FILIPINOS

Returning Overseas Filipinos are provided with assistance by facilitating their arrival from different points of origin abroad until their return to their respective homes, and attend to their medical and social needs, in order to give them comfort, ensure their safety, and prevent the spread of COVID-19. The following is the summary of ROFs



For the Chairperson, NDRRMC:

  
**UNDERSECRETARY RICARDO B JALAD**  
Executive Director, NDRRMC and  
Administrator, OCD

**REFERENCES:** Reports from  
World Health Organization  
Office of Civil Defense  
Department of Health  
Department of the Interior and Local Government  
Department of Foreign Affairs

**ANNEXES:**  
Breakdown of Returning Overseas Filipinos  
Breakdown of Resource Management and Logistics

**NOTE:**  
Other reports are available upon request

**Breakdown of COVID-19 Cases per LGU**  
As of 22 January 2022

REGION / PROVINCE / CHARTERED CITY	CLOSE CONTACTS	SUSPECTED CASES	PROBABLE CASES	ACTIVE CONFIRMED	CUMULATIVE CONFIRMED	CUMULATIVE DEATHS	CUMULATIVE RECOVERIES
<b>GRAND TOTAL</b>	<b>5,196,759</b>	<b>1,159,746</b>	<b>231,664</b>	<b>187,421</b>	<b>2,808,794</b>	<b>72,187</b>	<b>2,550,312</b>
<b>NCR</b>	<b>2,922,374</b>	<b>934,562</b>	<b>226,059</b>	<b>46,978</b>	<b>840,850</b>	<b>13,652</b>	<b>780,220</b>
Caloocan		221,755	116,905	296	67,858	1,658	65,904
Malabon	176,987	93	21,281	1,482	23,212	671	21,059
Navotas	5,071	2,762	9,216	705	20,784	610	19,469
Valenzuela		20,384	1,027	1,826	42,301	878	39,597
Pasig	30,093	2,933	39,545	446	30,324	832	29,046
Pateros	31,873	29,562	2,311	347	7,530	93	7,090
Marikina	185,014	405	2,079	688	30,447	678	29,081
Taguig	85,984	81,455	4,529	1,201	46,790	342	45,247
Quezon City	1,397,880	479,426	-	25,811	243,172	1,644	215,717
Manila		339	-	1,167	86,075	1,605	83,303
Makati	250,786	21,959	1,459	2,618	49,348	1,016	45,714
Mandaluyong		40,123	25,528	2,590	32,797	651	29,556
San Juan	303,844	1,709	-	992	20,164	346	18,826
Muntinlupa	758	-	608	4,385	35,120	590	30,145
Parañaque	425,691	19,212	655	1,051	45,125	760	43,314
Las Piñas	12,247	12,296	676	122	32,033	713	31,198
Pasay	16,146	149	240	1,251	27,770	565	25,954
<b>CAR</b>	<b>338,974</b>	<b>38,093</b>	<b>0</b>	<b>10,445</b>	<b>107,205</b>	<b>2,334</b>	<b>94,407</b>
Abra	3,902	894	-	457	5,267	135	4,674
Apayao	6,473	2,566	-	310	9,008	115	8,581
Baguio City	194,153	9,584	-	4,411	37,510	760	32,331
Benguet	93,460	10,821	-	2,499	24,933	783	21,648
Ifugao	8,864	7,399	-	767	10,764	168	9,827
Kalinga	12,613	4,335	-	1,287	10,925	234	9,403
Mt. Province	19,509	2,494	-	714	8,798	139	7,943
<b>I</b>	<b>157,134</b>	<b>19,290</b>	<b>0</b>	<b>10,874</b>	<b>105,436</b>	<b>2,317</b>	<b>92,245</b>
Ilocos Norte	13,850	244	-	2,391	21,450	493	18,566
Ilocos Sur	43,134	1,580	-	1,300	18,935	242	17,393
La Union	28,786	10,785	-	3,544	24,608	596	20,468
Pangasinan	55,703	6,065	-	3,057	34,396	780	30,559
Dagupan City	15,661	616	-	582	6,047	206	5,259
<b>II</b>	<b>159</b>	<b>2,166</b>	<b>4</b>	<b>7,222</b>	<b>146,823</b>	<b>5,149</b>	<b>134,364</b>
Batanes	-	18	-	4	332	3	325
Cagayan	145	592	2	3,588	55,494	2,211	49,656
Isabela	10	1,137	2	2,444	64,207	2,095	59,634
Nueva Vizcaya	4	369	-	914	19,222	596	17,700
Quirino	-	50	-	272	7,568	244	7,049
<b>III</b>	<b>0</b>	<b>0</b>	<b>0</b>	<b>28,798</b>	<b>328,963</b>	<b>6,237</b>	<b>293,928</b>
Aurora	-	-	-	142	3,871	222	3,507
Bataan	-	-	-	3,674	36,715	492	32,549
Bulacan	-	-	-	12,078	127,883	1,627	114,178
Nueva Ecija	-	-	-	2,625	36,166	972	32,569
Pampanga	-	-	-	5,752	62,259	1,455	55,052
Tarlac	-	-	-	2,117	25,512	526	22,869
Zambales	-	-	-	525	11,581	480	10,576
Angeles City	-	-	-	1,372	17,500	300	15,828
Olongapo City	-	-	-	513	7,476	163	6,800
<b>CALABARZON</b>	<b>20,745</b>	<b>59,692</b>	<b>2,324</b>	<b>32,110</b>	<b>441,093</b>	<b>12,805</b>	<b>396,178</b>
Cavite	9,636	13,462	17	14,674	150,234	3,378	132,182
Laguna	5,284	13,384	651	8,698	111,716	3,150	99,868
Batangas	1,197	1,674	17	3,586	71,905	2,752	65,567
Rizal	4,111	0	18	3,648	77,853	2,067	72,138
Quezon	517	31,172	1621	1,504	29,385	1,458	26,423
<b>MIMAROPA</b>	<b>64,798</b>	<b>13,936</b>	<b>264</b>	<b>1,447</b>	<b>35,009</b>	<b>1,118</b>	<b>31,985</b>
Occidental Mindoro	13,954	1,791	72	332	6,391	162	5,839
Oriental Mindoro	11,447	5,215	33	686	10,776	465	9,540
Marinduque	7,186	1,041	112	151	3,943	75	3,626
Romblon	10,448	3,453	9	116	4,777	90	4,563
Palawan	21,763	2,436	38	162	9,122	326	8,417
<b>V</b>	<b>13,852</b>	<b>760</b>	<b>1</b>	<b>8,656</b>	<b>54,618</b>	<b>2,028</b>	<b>43,934</b>
Albay	4,911	411	1	1,681	11,154	506	8,967
Camarines Norte	664	66	0	682	3,826	201	2,943
Camarines Sur	3,742	149	0	3,617	23,375	680	19,078
Catanduanes	1,226	35	0	249	2,979	116	2,614
Masbate	1,352	15	0	1,397	5,339	74	3,868
Sorsogon	842	83	0	839	7,715	446	6,430
Others	1,115	1	0	191	230	5	34
<b>VI</b>	<b>207,001</b>	<b>494</b>	<b>263</b>	<b>10,821</b>	<b>156,294</b>	<b>4,736</b>	<b>140,680</b>
Aklan	18,990	20	12	1,314	13,801	202	12,284

REGION / PROVINCE / CHARTERED CITY	CLOSE CONTACTS	SUSPECTED CASES	PROBABLE CASES	ACTIVE CONFIRMED	CUMULATIVE CONFIRMED	CUMULATIVE DEATHS	CUMULATIVE RECOVERIES
Antique	7,746	28	109	867	6,910	243	5,797
Capiz	24,445	32	13	963	10,516	373	9,177
Guimaras	4,776	6	0	79	3,268	160	3,027
Iloilo	51,641	214	9	1,891	36,178	1,098	33,174
Iloilo City	62,940	63	96	2,842	24,823	629	21,343
Negros Occidental	25,383	110	10	1,679	35,756	1,224	32,838
Bacolod City	11,080	21	14	1,186	25,042	807	23,040
<b>VII</b>	<b>6,381</b>	<b>2,425</b>	<b>2,172</b>	<b>2,376</b>	<b>148,739</b>	<b>6,363</b>	<b>140,031</b>
Bohol	976	636	17	190	20,177	591	19,409
Cebu	4,336	218	584	518	37,593	2,574	34,503
Negros Oriental	833	1,512	1,540	287	19,908	711	18,917
Siquijor	14	-	2	2	2,682	45	2,635
Cebu City	-	-	-	1,001	42,191	1,527	39,667
Lapu-Lapu City	49	-	-	202	13,871	472	13,200
Mandaue City	173	59	29	176	12,317	443	11,700
<b>VIII</b>	<b>169,704</b>	<b>1,022</b>	<b>1</b>	<b>4,220</b>	<b>57,849</b>	<b>635</b>	<b>52,994</b>
Leyte	44,138	370	-	1,431	20,688	157	19,100
Southern Leyte	18,564	173	-	141	5,852	42	5,669
Biliran	8,586	76	-	46	2,049	50	1,953
Samar	43,255	110	1	623	8,701	120	7,958
Eastern Samar	12,162	38	-	406	4,601	46	4,149
Northern Samar	14,766	121	-	429	4,537	87	4,021
Tacloban City	23,152	99	-	882	7,687	93	6,712
Ormoc City	5,081	16	-	262	3,734	40	3,432
Other Region	-	19	-	-	-	-	-
<b>IX</b>	<b>140,697</b>	<b>28,585</b>	<b>0</b>	<b>2,727</b>	<b>55,197</b>	<b>2,490</b>	<b>49,980</b>
Zamboanga Del Norte	16,511	3,379	0	257	10,760	532	9,971
Zamboanga Del Sur	44,456	3,285	0	1,154	14,776	555	13,067
Zamboanga Sibugay	8,464	1,642	0	116	4,150	234	3,800
Zamboanga City	71,183	19,378	0	1,090	23,932	1,113	21,729
Isabela City, Basilan	83	901	0	110	1,579	56	1,413
<b>X</b>	<b>0</b>	<b>4,705</b>	<b>0</b>	<b>5,299</b>	<b>86,177</b>	<b>3,490</b>	<b>79,152</b>
Cagayan De Oro City	-	1696	0	1,947	22,795	1,109	20,658
Iligan City	-	326	0	348	4,854	429	4,287
Bukidnon	-	935	0	1,056	26,642	582	25,605
Camiguin	-	48	0	37	2,065	185	1,877
Lanao Del Norte	-	37	0	154	4,573	322	4,097
Misamis Occidental	-	542	0	597	9,720	354	8,769
Misamis Oriental	-	1121	0	1,160	15,528	509	13,859
<b>XI</b>	<b>867,065</b>	<b>34,952</b>	<b>170</b>	<b>9,276</b>	<b>114,927</b>	<b>3,939</b>	<b>101,712</b>
Davao City	534,970	31,165	108	6,899	61,812	1,817	53,096
Davao De Oro	51,761	771	5	378	8,228	412	7,438
Davao Del Norte	104,015	1,381	39	1,103	20,845	825	18,917
Davao Del Sur	61,515	972	2	526	12,115	485	11,104
Davao Occidental	33,386	219	15	80	3,931	110	3,741
Davao Oriental	81,298	444	1	290	7,996	290	7,416
Other Regions	120	-	-	-	-	-	-
<b>XII</b>	<b>278,424</b>	<b>16,985</b>	<b>6</b>	<b>1,662</b>	<b>59,446</b>	<b>2,330</b>	<b>55,434</b>
General Santos City	21,415	4,954	-	676	15,260	574	14,007
North Cotabato	40,139	481	1	359	11,170	607	10,198
Sarangani	60,166	103	-	93	6,741	173	6,469
South Cotabato	128,769	11,012	5	410	19,043	742	17,888
Sultan Kudarat	27,935	435	-	124	7,232	234	6,872
<b>CARAGA</b>	<b>8,558</b>	<b>1,365</b>	<b>384</b>	<b>3,251</b>	<b>52,914</b>	<b>1,917</b>	<b>47,746</b>
Dinagat Islands	268	142	0	7	1,707	82	1,618
Butuan City	736	305	9	796	13,037	372	11,869
Cabadbaran City	331	63	6	97	1,472	31	1,344
Tandag City	215	21	9	104	1,853	88	1,661
Agusan Del Norte	823	225	26	205	4,602	187	4,210
Bayugan City	308	77	22	172	2,079	88	1,819
Agusan Del Sur	1,248	130	128	1,060	11,930	297	10,573
Surigao Del Norte	2,994	106	22	144	3,588	149	3,295
Surigao Del Sur	1,147	59	60	465	7,631	348	6,818
Surigao City	1	171	47	77	2,592	130	2,385
Bislig City	487	66	55	124	2,423	145	2,154
<b>BARMM</b>	<b>893</b>	<b>714</b>	<b>16</b>	<b>1,259</b>	<b>17,254</b>	<b>647</b>	<b>15,322</b>
Maguindanao	73	106	8	164	3,816	152	3,474
Lanao del Sur	723	200	1	691	6,133	231	5,248
Basilan	63	128	1	74	1,295	56	1,164
Sulu	34	235	6	21	1,003	33	941
Tawi-Tawi	0	45	0	0	194	19	175
Cotabato City	0	0	0	309	4,813	156	4,320

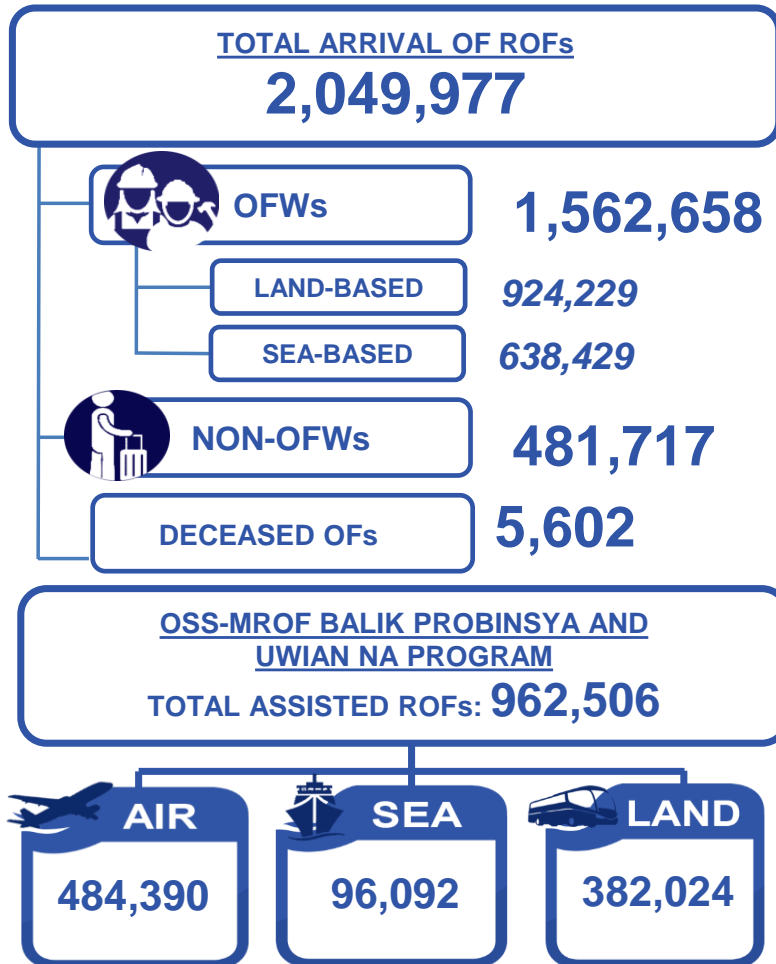
Sources: OCDROs

Note: Decrease in figures of cumulative data is due to ongoing validation.



## Task Group on Management of Returning Overseas Filipinos

Summary Report  
 21 January 2022




**OWWA COVID-19 RELATED ASSISTANCE TO OFWs**

RETURNED TO HOME REGIONS : 802,538  
 OFW KALINGA : 829,067

**TOTAL NO. OF RETURNING FILIPINOS FROM SABAH**

**3,289**

**HEALTH STATUS of ROFs**





Republic of the Philippines  
INTER-AGENCY TASK FORCE  
FOR THE MANAGEMENT OF EMERGING INFECTIOUS DISEASE  
NATIONAL TASK FORCE AGAINST COVID-19  
**Task Group on Management of Returning Overseas Filipinos**



**TG-MROF Daily Operational Report as of 22 January 2022**

**ARRIVALS**

ROFs	TOTAL ARRIVAL ON AIRPORTS: 1,974,150														GRAND TOTAL ARRIVAL OF ROFs	
	NINYO AQUINO INTERNATIONAL AIRPORT						CLARK INTERNATIONAL AIRPORT		MACTAN-CEBU INTERNATIONAL AIRPORT		LAOAG AIRPORT	DAVAO AIRPORT	SUBIC AIRPORT	BOHOL-PANGLAO AIRPORT		
	Terminal 1 (23 April 2020 - 21 January 2022)		Terminal 2 (23 April 2020 - 21 January 2022)		Terminal 3 (08 July 2020 - 21 January 2022)		(05 June 2020 - 21 January 2022)		(28 June 2020 - 21 January 2022)		(18 June - 21 Jan. 2022)	(27 June - 21 Jan. 2022)	(18 June - 21 Jan. 2022)	(Nov. 18 - 21 Jan. 2022)		
	Now	Cumulative	Now	Cumulative	Now	Cumulative	Now	Cumulative	Now	Cumulative	Cumulative	Cumulative	Cumulative	Cumulative		
<b>SUBTOTAL</b>	<b>775</b>	<b>498,510</b>	<b>1,466</b>	<b>616,279</b>	<b>592</b>	<b>431,594</b>	<b>575</b>	<b>211,686</b>	<b>295</b>	<b>181,598</b>	<b>405</b>	<b>14,378</b>	<b>19,580</b>	<b>120</b>	<b>3,763</b>	<b>2,049,977</b>
<b>OFWs</b>	580	418,642	647	393,730	278	315,782	487	190,823	214	142,658	381	11,542	18,785	120	2,266	1,562,658
Land-based	493	313,821	312	238,287	208	178,030	317	104,801	112	60,437	352	10,722	17,691	88	1,442	924,229
Sea-based	87	104,821	335	155,443	70	137,752	170	86,022	102	82,221	29	820	1,094	2	824	638,429
<b>NON-OFWs</b>	195	79,868	819	222,549	314	115,812	88	20,863	81	38,940	24	2,836	795	30	1,497	481,717
Deceased OFWs	0	5,602													0	5,602

ROFs	TOTAL ARRIVAL ON SEAPORTS: 70,225													
	MANILA		CEBU		SUBIC		BATAAN		TAWI-TAWI/ZAMBOANGA		DAVAO		BATANGAS	
	Now	Cumulative	Now	Cumulative	Now	Cumulative	Now	Cumulative	Now	Cumulative	Now	Cumulative	Now	Cumulative
	<b>SUBTOTAL</b>	<b>46</b>	<b>63,133</b>	<b>0</b>	<b>894</b>	<b>0</b>	<b>1,285</b>	<b>14</b>	<b>1,210</b>	<b>0</b>	<b>3,289</b>	<b>0</b>	<b>97</b>	<b>0</b>
<b>OFWs</b>	46	63,133	0	894	0	1,285	14	1,210	0	3,289	0	97	0	317
Sea-based	46	63,133	0	894	0	1,285	14	1,210	0	3,289	0	97	0	317

Sources: 1) OSS Report dated 20 January 2022, 2) BOQ Report No. 612 dated 21 January 2022, 3) BOQ Human Remains Report No. 554 dated 21 January 2022, and 4) OCD BARM Report dated 22 May 2021.

**QUARANTINE**

ROFs IN TREATMENT AND MONITORING FACILITIES								
No. of QFs	Confirmed Positive		Admitted		Recovered		Deaths	
	Now	Cumulative	Now	Cumulative	Now	Cumulative	Now	Cumulative
	11	508	28,235	0	890	735	27,317	0

Source: 1) BOQ Report No. 610 dated 20 January 2022. (Note: Figures from previous reports may differ due to data verification process.)

**OSS-MROF BALIK PROBINSYA & UWIAN NA PROGRAM  
( May 25, 2020 - January 14, 2022 )**

ROFs ASSISTED THRU THEIR DESTINATION	MODE OF TRANSPORTATION			GRAND TOTAL
	Air (NAIA T2)	Land (PITX)	Sea (N. Harbor)	
	Cumulative	Cumulative	Cumulative	
	484,390	382,024	96,092	962,506

Sources: 1) OSS Report as of 20 January 2022, 2) PITX Report (Uwian Na Program) dated 21 January 2022, and \*DOTr (Hatid Tulog Program) Report dated 14 May 2021. \*Data starting from June 2 includes LSI and APOR. (Note: Figures from previous reports may differ due to data verification process.)

**RETURNING FILIPINOS FROM SABAH**

TOTAL NO. OF RETURNING FILIPINOS FROM SABAH:		3,289
First Batch	July 5, 2020	395
Second Batch	July 29, 2020	394
Third Batch	August 13, 2020	400
Fourth Batch	August 28, 2020	379
Fifth Batch	September 24, 2020	400
Sixth Batch	November 12, 2020	151
Seventh Batch	December 13-20, 2020	Failed deportation due to force majeure
Eighth Batch	March 7, 2021	316
Ninth Batch	April 17, 2021	358
Tenth Batch	May 22, 2021	496

As of June 21, 2021, 4,683 remaining Filipinos are still in Sabah for transfer.

Source: 1) OCD BARM Report dated 22 May 2021. (Note: Figures from previous reports may differ due to data verification process.)

**OWWA COVID-19 RELATED ASSISTANCE TO OFWs  
(March 2020 - November 2021)**

Returned to Home Regions	802,538
OFW Kalinga	829,067

Source: 1) OWWA Monitoring Report dated November 2021.

**REMAINS OF DECEASED OFs**

COUNTRY OF ORIGIN	NOW		CUMULATIVE		CAUSE OF DEATH	
	COUNTRY	CUMULATIVE	CUMULATIVE	CUMULATIVE		
<b>TOTAL</b>	<b>0</b>	<b>5,602</b>		<b>5,602</b>		
Saudi Arabia	0	798			COVID-19	633
USA	0	287				
United Arab Emirates	0	149			NON COVID-19	4,969
Qatar	0	67				
Kuwait	0	51				
Others	0	4,250				

Source: 1) BOQ Human Remains Report No. 555 dated 21 January 2022. (Note: Figures from previous reports may differ due to data verification process.)

**COUNTRIES TRAVEL CLASSIFICATION**

GREEN LIST			
Bangladesh	Saba (The Kingdom of Netherlands)	Pakistan	Kyrgyzstan
British Virgin Islads	Timor-Leste (East Timor)	Saint Barthelemy	Niger
Djibouti	Benin	Sint Eustasius	Paraguay
The Gambia	China (Mainland)	Uganda	Senegal
Hong Kong (SAR)	Equatorial Guinea	Bhutan	Taiwan
Japan	Ghana	Falkland Islands (Malvinas)	
Montserrat	India	Cote d'Ivoire (Ivory Coast)	
Oman	Kosovo	Guinea	
Sierra Leone	Morocco	Indonesia	
YELLOW LIST			
All other countries/territories/jurisdictions not otherwise listed.			
RED LIST			
Antigua and Barbuda		Mayotte	
Curacao		Saudi Arabia	
Malta		U.S. Virgin Islands	
Puerto Rico (U.S)		Canada	
Spain		Iceland	
Aruba		Mozambique	
French Guiana		Somalia	

Classification of "Green", "Yellow", and "Red" shall be effective from January 15, to 31, 2022. Source: 1) IATF Resolution 157-B s. 2021 dated 13 January 2022.

Prepared by:

(SGD)  
**SHARMAIN B. TUYAY**  
Duty Staff

Reviewed by:

(SGD)  
**MARVIN T MANZANO, MDRM**  
Officer, TG MROF Coordination Center

Approved by:

(SGD)  
**DIR. BERNARDO RAFAELITO R ALEJANDRO IV, CESO IV, MNSA**  
Head, TG MROF Coordination Center



Republic of the Philippines  
Inter-Agency Task Force  
FOR THE MANAGEMENT OF EMERGENCY INFECTIOUS DISEASE  
NATIONAL TASK FORCE COVID-19  
**Task Group on Management of Returning Overseas Filipinos**

**NARRATIVE REPORT**  
**22 January 2022**

---

**ACTIONS TAKEN:** Management of Returning Overseas Filipinos (MROF)

The Task Group on Management of Returning Overseas Filipinos (TG-MROF) was created by the National Incident Command-National Task Force COVID 19 to solely cater to the medical and social needs of Returning Overseas Filipinos (ROFs). The TG-MROF in coordination with various government agencies, private entities, and other task groups created to respond with the prevailing crisis, regional task units, and local government agencies that are task to facilitate the safe return of the ROFs back to their home provinces.

**Members:** DND, DOTr, DOLE, DILG, DFA, DOT, DSWD, DOH, OCD, OWWA, BOQ, CAAP, MARINA, PCG, PNP and AFP

**ARRIVALS:** As of 21 January 2022, a total of 2,049,977 **Returning Overseas Filipinos (ROFs)** arrived at the NAIA Terminals 1, 2, and 3, Clark International Airport, Mactan-Cebu International Airport, Laoag International Airport, South Harbor, Subic, Bataan, Zamboanga, and Batangas Port. Of which, a total of 1,562,658 are **OFWs** (924,229 are **land-based** and 638,429 are **sea-based**) and 481,717 are **non-OFWs**.

A total of 5,601 **deceased ROFs** had arrived in the country from 07 July 2020 – 21 January 2022. Of which, 633 died due to COVID-19.

**QUARANTINE:** As of 21 January 2022, a total of 28,235 ROFs were confirmed positive with COVID-19. Of which, 890 are admitted at 11 quarantine facilities, 27,317 were able to recover and 28 died.

**OSS-MROF BALIK PROBINSYA AND UWIAN NA PROGRAM:** As of 20 January 2022, a total of 962,506 ROFs were assisted back to their home provinces. Of which, 382,024 were assisted by land, 484,390 by air, and 96,092 by sea.

**OWWA COVID-19 RELATED ASSISTANCE TO OFWs:** From March 2020 to 10 October, 2021, a total of 829,067 OFWs were assisted by OWWA on their “Returned to Home Regions” program and 801,037 OFWs are also assisted through “OFW Kalinga” program.

**RETURNING FILIPINOS (REFs) from SABAH:** As of 22 May 2021, a total of 3,289 REFs from Sabah had arrived in the country. While as of 21 June 2021, a total of 4,683 remaining Filipinos are still in Sabah for transfer.

**TRAVEL BANNED COUNTRIES:** As of 13 December 2021, the IATF approved the imposition of travel restriction on 14 countries by placing it under the Red List while 32 countries were listed under Green List effective from January 15, 2022 until January 31, 2022.

Prepared by:

(SGD)  
**SHARMAIN B. TUYAY**  
Duty Staff

Reviewed by:

(SGD)  
**MR MARVIN T. MANZANO**  
Officer, TG MROF Coordination Center

Approved by:

(SGD)  
**DIR. BERNARDO RAFAELITO R. ALEJANDRO IV, CESO IV, MNSA**  
Head, TG MROF Coordination Center