



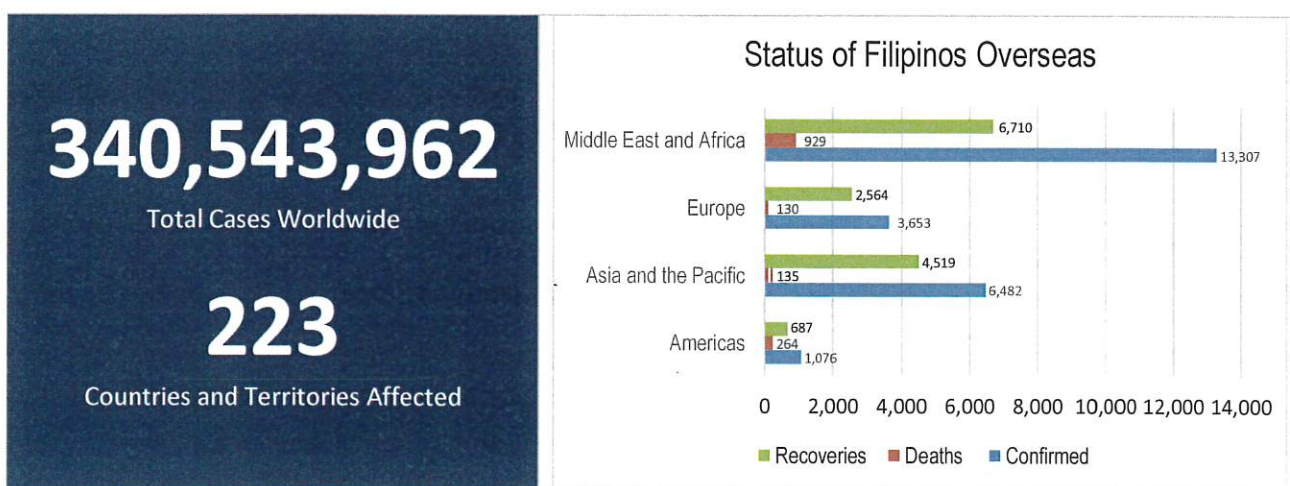
REPUBLIC OF THE PHILIPPINES
NATIONAL DISASTER RISK REDUCTION AND MANAGEMENT COUNCIL

National Disaster Risk Reduction and Management Center, Camp Aguinaldo, Quezon City, Philippines

NATIONAL TASK FORCE
CORONAVIRUS DISEASE-2019
SITUATIONAL REPORT NO. 663

Issued on 1200H, 24 January 2022
 Report Coverage: 23 January 2022

GLOBAL SITUATION

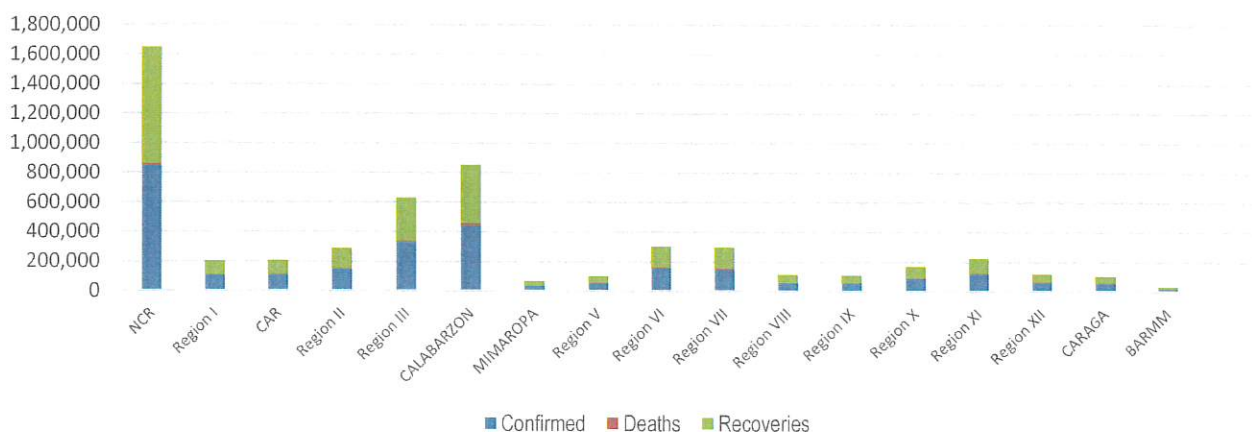


Source: WHO Global Data as of 21 January 2022

PHILIPPINE SITUATION

	TOTAL	NEW	REMARKS
TOTAL CASES	3,442,056	+24,938	
ACTIVE CASES	262,997		7.6 % Positivity Rate
DEATHS	53,519	+47	1.55 % Case Fatality Rate
RECOVERIES	3,125,540	+35,461	90.8 % Case Recovery Rate

Summary of Cases per Region

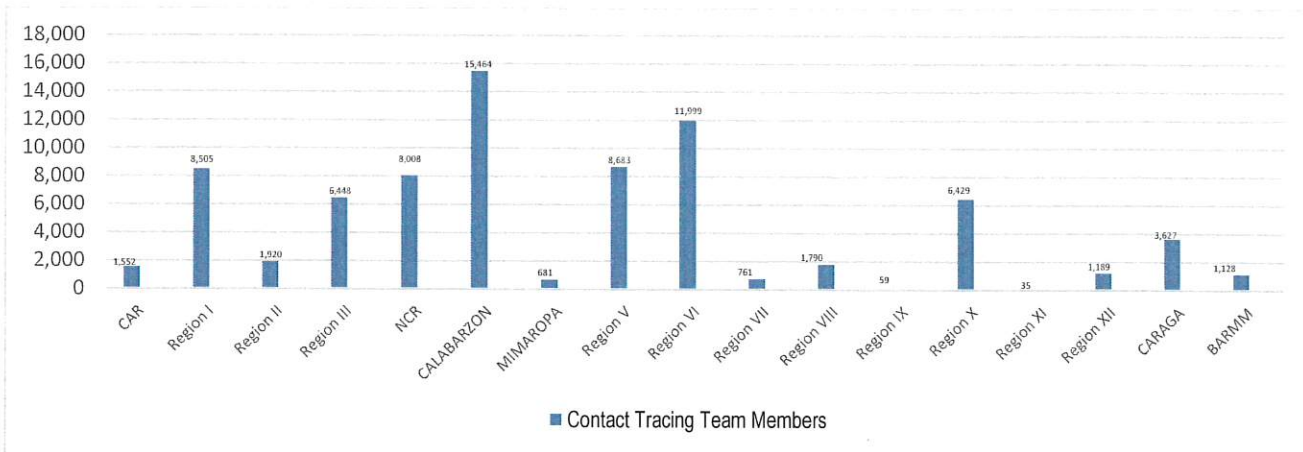


P-D-I-T-R STRATEGY

With reference to the National Action Plan (NAP) for COVID-19, the National Task Force is intensifying efforts to PREVENT the spread of the COVID-19, TEST individuals, and communities, ISOLATE those that are identified to be confirmed cases, TREAT and provide with appropriate health care, and REINTEGRATE them back to the community.

DETECT

DETECT entails active screening of those presenting with signs and symptoms of COVID-19 in the community as well as other disease surveillance activities. For this purpose, contact tracing teams have been organized and provided with appropriate training. Summary is as follows:



The overall results of contact tracing are summarized as follows:

<h1>1:3</h1> <p>Case: Close Contacts Ratio</p>	<h1>95%</h1> <p>Close Contacts Listed, Traced, and Assessed within 24 hours</p>
--	---

Data as of 19 January 2022

Also, part of DETECT strategy is the enhancement of the COVID-19 testing capacities of the country. For this purpose, testing laboratories are setup and provided with appropriate licensing. The summary is as follows:

<h1>310</h1> <p>Licensed RT-PCR and GeneXpert Laboratories</p>	<h1>19</h1> <p>Laboratories with Ongoing Licensing Applications</p>
--	---

The overall testing results is summarized as follows:

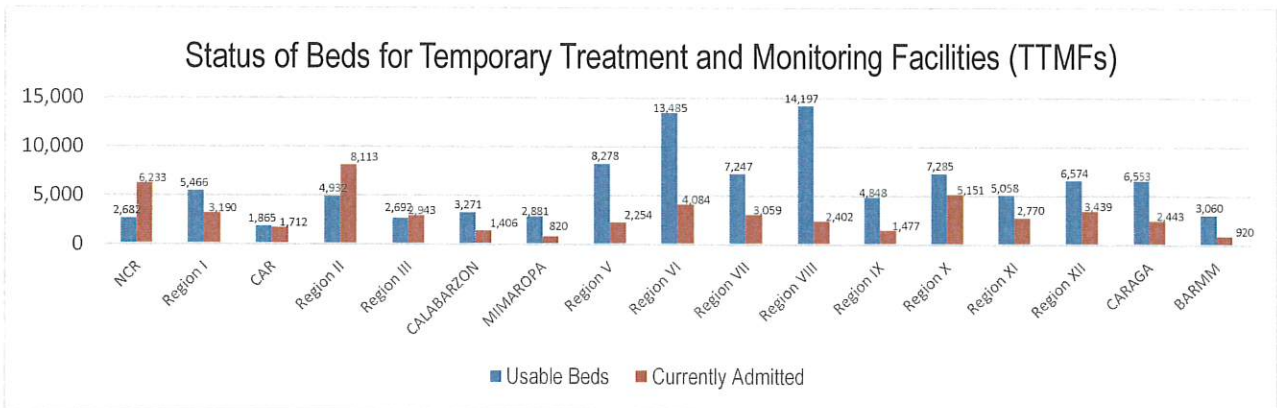
	TOTAL	NEW
TESTS CONDUCTED	25,833,069	-
UNIQUE INDIVIDUALS TESTED	24,297,953	-
POSITIVITY RATE	13.3%	
BACKLOGS	-	

To aid in the testing efforts, Mega Swabbing Sites have been established. The outputs of the Mega Swabbing Sites are as follows:

	TOTAL	NEW
ACT MOBILE TEAM	436,674	-
MOA ARENA	411,986	-
NINYO AQUINO STADIUM	455,432	-
PHILIPPINE SPORTS ARENA	624,910	-

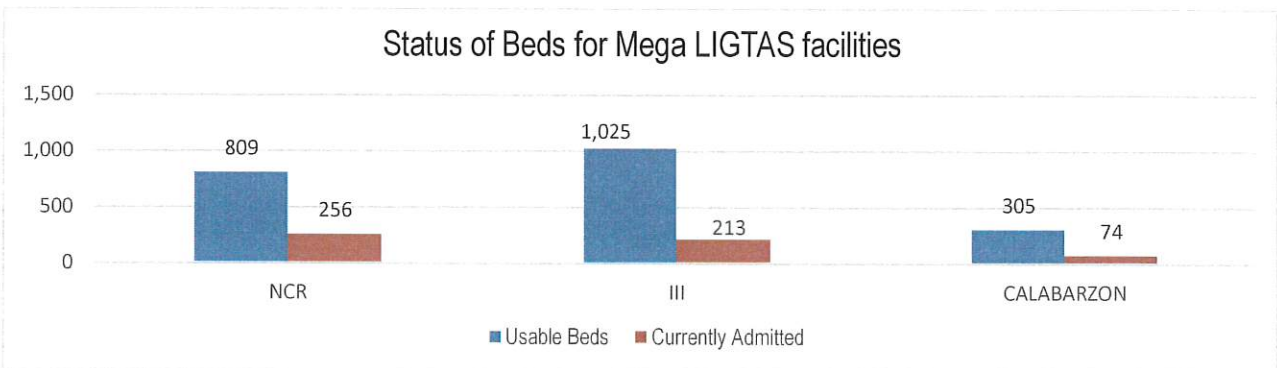
ISOLATE

Isolate involves implementation of measures to separate those identified as exposed and confirmed cases and provide medical interventions to further prevent the spread of the disease. This strategy involves setting up of Temporary Treatment and Monitoring Facilities (TTMFs). The summary of TTMFs established is as follows:



Source: DOH as of 07 September 2021

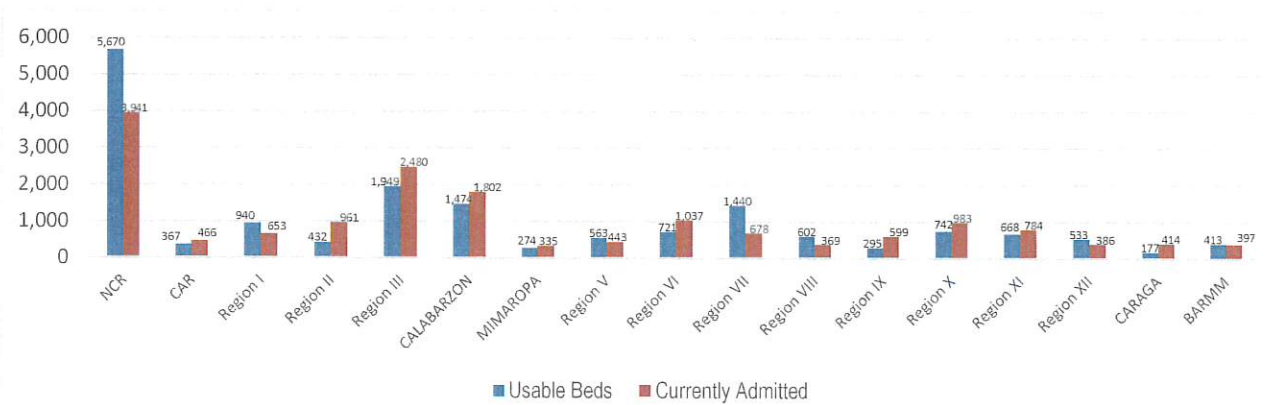
Aside from the TTMFs, Mega LIGTAS facilities have also been established. The summary of occupancies for the Mega LIGTAS facilities is as follows:



Source: DOH as of 15 October 2021

TREAT

For the TREAT strategy, One Hospital Command has been established to facilitate a centralized referral system. Further, wards, isolation, and intensive care units are in operation to provide treatment services for COVID-19 positives. The occupancy rate for all beds dedicated to COVID-19 (Ward, Isolation, Intensive Care) among reporting hospitals is summarized as follows.



Source: DOH as of 07 September 2021

DONATIONS MONITORING

In terms of resources, the following is the summary of total domestic and international donations received by the Philippine government, particularly various medical supplies, monitored by OCD in compliance with the Administrative Order No. 27, s. 2020, signed by the President of the Philippines on 31 March 2020.




MANAGEMENT OF RETURNING OVERSEAS FILIPINOS

Returning Overseas Filipinos are provided with assistance by facilitating their arrival from different points of origin abroad until their return to their respective homes, and attend to their medical and social needs, in order to give them comfort, ensure their safety, and prevent the spread of COVID-19. The following is the summary of ROFs



For the Chairperson, NDRRMC:


UNDERSECRETARY RICARDO B JALAD
Executive Director, NDRRMC and
Administrator, OCD

REFERENCES: Reports from
World Health Organization
Office of Civil Defense
Department of Health
Department of the Interior and Local Government
Department of Foreign Affairs

ANNEXES:
Breakdown of Returning Overseas Filipinos
Breakdown of Resource Management and Logistics

NOTE:
Other reports are available upon request

Breakdown of COVID-19 Cases per LGU
As of 23 January 2022

REGION / PROVINCE / CHARTERED CITY	CLOSE CONTACTS	SUSPECTED CASES	PROBABLE CASES	ACTIVE CONFIRMED	CUMULATIVE CONFIRMED	CUMULATIVE DEATHS	CUMULATIVE RECOVERIES
GRAND TOTAL	5,201,398	1,162,712	232,194	191,152	2,823,771	72,259	2,562,516
NCR	2,930,039	937,629	226,588	45,845	846,057	13,666	786,546
Caloocan		222,308	117,422	332	68,174	1,662	66,180
Malabon	176,987	93	21,281	1,482	23,212	671	21,059
Navotas	5,071	2,762	9,216	578	20,830	615	19,637
Valenzuela		20,384	1,027	1,826	42,301	878	39,597
Pasig	30,093	2,933	39,545	446	30,324	832	29,046
Pateros	31,873	29,562	2,311	347	7,530	93	7,090
Marikina	185,014	405	2,079	660	30,710	679	29,371
Taguig	85,984	81,455	4,529	1,201	46,790	342	45,247
Quezon City	1,400,940	481,914	-	25,770	245,737	1,645	218,322
Manila		339	-	1,167	86,075	1,605	83,303
Makati	251,062	21,985	1,471	2,158	49,746	1,016	46,572
Mandaluyong		40,123	25,528	2,571	32,995	651	29,773
San Juan	303,844	1,709	-	992	20,164	346	18,826
Muntinlupa	758	-	608	4,372	35,686	590	30,724
Parañaque	431,166	19,212	655	969	45,534	762	43,803
Las Piñas	12,249	12,296	676	92	32,350	714	31,544
Pasay	14,998	149	240	882	27,899	565	26,452
CAR	338,974	38,093	0	10,667	108,124	2,339	95,099
Abra	3,902	894	-	456	5,266	135	4,674
Apayao	6,473	2,566	-	395	9,128	115	8,616
Baguio City	194,153	9,584	-	4,108	37,864	763	32,985
Benguet	93,460	10,821	-	2,757	25,193	785	21,648
Ifugao	8,864	7,399	-	765	10,762	168	9,827
Kalinga	12,613	4,335	-	1,350	10,988	234	9,403
Mt. Province	19,509	2,494	-	836	8,923	139	7,946
I	157,134	19,259	0	11,935	106,590	2,320	92,335
Ilocos Norte	13,850	244	-	2,750	21,827	493	18,584
Ilocos Sur	43,134	1,577	-	1,399	19,053	243	17,411
La Union	28,786	10,769	-	3,778	24,861	597	20,486
Pangasinan	55,703	6,055	-	3,412	34,774	781	30,581
Dagupan City	15,661	614	-	596	6,075	206	5,273
II	59	2,166	4	7,329	147,648	5,162	135,069
Batanes	-	18	-	4	332	3	325
Cagayan	52	592	2	3,540	55,811	2,219	50,013
Isabela	7	1,137	2	2,488	64,502	2,099	59,881
Nueva Vizcaya	0	369	-	1,004	19,398	597	17,785
Quirino	-	50	-	293	7,605	244	7,065
III	0	0	0	28,798	328,963	6,237	293,928
Aurora	-	-	-	142	3,871	222	3,507
Bataan	-	-	-	3,674	36,715	492	32,549
Bulacan	-	-	-	12,078	127,883	1,627	114,178
Nueva Ecija	-	-	-	2,625	36,166	972	32,569
Pampanga	-	-	-	5,752	62,259	1,455	55,052
Tarlac	-	-	-	2,117	25,512	526	22,869
Zambales	-	-	-	525	11,581	480	10,576
Angeles City	-	-	-	1,372	17,500	300	15,828
Olongapo City	-	-	-	513	7,476	163	6,800
CALABARZON	17,166	59,692	2,324	32,341	442,920	12,817	397,762
Cavite	7,563	13,462	17	14,892	150,880	3,381	132,607
Laguna	4,843	13,384	651	8,557	112,495	3,151	100,787
Batangas	621	1,674	17	3,621	72,107	2,758	65,728
Rizal	3,688	0	18	3,758	78,014	2,067	72,189
Quezon	451	31,172	1621	1,513	29,424	1,460	26,451
MIMAROPA	65,105	14,040	269	1,515	35,174	1,118	33,086
Occidental Mindoro	13,954	1,822	77	346	6,413	162	6,847
Oriental Mindoro	11,455	5,233	33	657	10,824	465	9,616
Marinduque	7,186	1,030	112	168	3,977	75	3,643
Romblon	10,657	3,511	9	116	4,777	90	4,563
Palawan	21,853	2,444	38	228	9,183	326	8,417
V	13,852	760	1	8,839	55,035	2,029	44,167
Albay	4,911	411	1	1,729	11,202	506	8,967
Camarines Norte	664	66	0	730	3,874	201	2,943
Camarines Sur	3,742	149	0	3,801	23,559	680	19,078
Catanduanes	1,226	35	0	220	2,990	116	2,654
Masbate	1,352	15	0	1,441	5,383	74	3,868
Sorsogon	842	83	0	726	7,796	447	6,623
Others	1,115	1	0	192	231	5	34
VI	207,001	494	263	10,821	156,294	4,736	140,680
Aklan	18,990	20	12	1,314	13,801	202	12,284

REGION / PROVINCE / CHARTERED CITY	CLOSE CONTACTS	SUSPECTED CASES	PROBABLE CASES	ACTIVE CONFIRMED	CUMULATIVE CONFIRMED	CUMULATIVE DEATHS	CUMULATIVE RECOVERIES
Antique	7,746	28	109	867	6,910	243	5,797
Capiz	24,445	32	13	963	10,516	373	9,177
Guimaras	4,776	6	0	79	3,268	160	3,027
Iloilo	51,641	214	9	1,891	36,178	1,098	33,174
Iloilo City	62,940	63	96	2,842	24,823	629	21,343
Negros Occidental	25,383	110	10	1,679	35,756	1,224	32,838
Bacolod City	11,080	21	14	1,186	25,042	807	23,040
VII	6,381	2,425	2,172	2,376	148,739	6,363	140,031
Bohol	976	636	17	190	20,177	591	19,409
Cebu	4,336	218	584	518	37,593	2,574	34,503
Negros Oriental	833	1,512	1,540	287	19,908	711	18,917
Siquijor	14	-	2	2	2,682	45	2,635
Cebu City	-	-	-	1,001	42,191	1,527	39,667
Lapu-Lapu City	49	-	-	202	13,871	472	13,200
Mandaue City	173	59	29	176	12,317	443	11,700
VIII	169,933	848	1	4,074	58,269	635	53,560
Leyte	44,197	313	-	1,406	20,885	157	19,322
Southern Leyte	18,572	144	-	142	5,862	42	5,678
Biliran	8,586	68	-	64	2,074	50	1,960
Samar	43,259	88	1	523	8,711	120	8,068
Eastern Samar	12,182	28	-	394	4,631	46	4,191
Northern Samar	14,833	107	-	456	4,564	87	4,021
Tacloban City	23,169	71	-	840	7,773	93	6,840
Ormoc City	5,135	10	-	249	3,769	40	3,480
Other Region	-	19	-	-	-	-	-
IX	140,697	28,585	0	3,401	56,109	2,503	50,205
Zamboanga Del Norte	16,511	3,379	0	265	10,842	535	10,042
Zamboanga Del Sur	44,456	3,285	0	1,363	15,044	558	13,123
Zamboanga Sibugay	8,464	1,642	0	186	4,244	234	3,824
Zamboanga City	71,183	19,378	0	1,473	24,385	1,120	21,792
Isabela City, Basilan	83	901	0	114	1,594	56	1,424
X	0	4,705	0	5,299	86,177	3,490	79,152
Cagayan De Oro City	-	1696	0	1,947	22,795	1,109	20,658
Iligan City	-	326	0	348	4,854	429	4,287
Bukidnon	-	935	0	1,056	26,642	582	25,605
Camiguin	-	48	0	37	2,065	185	1,877
Lanao Del Norte	-	37	0	154	4,573	322	4,097
Misamis Occidental	-	542	0	597	9,720	354	8,769
Misamis Oriental	-	1121	0	1,160	15,528	509	13,859
XI	867,065	34,952	170	10,877	116,833	3,943	102,013
Davao City	534,970	31,165	108	8,037	63,205	1,820	53,348
Davao De Oro	51,761	771	5	438	8,309	412	7,459
Davao Del Norte	104,015	1,381	39	1,258	21,016	826	18,932
Davao Del Sur	61,515	972	2	688	12,277	485	11,104
Davao Occidental	33,386	219	15	104	3,955	110	3,741
Davao Oriental	81,298	444	1	352	8,071	290	7,429
Other Regions	120	-	-	-	-	-	-
XII	278,541	16,985	6	1,934	59,863	2,331	55,578
General Santos City	21,415	4,954	-	681	15,330	574	14,072
North Cotabato	40,192	481	1	404	11,222	608	10,204
Sarangani	60,166	103	-	186	6,846	173	6,481
South Cotabato	128,803	11,012	5	489	19,154	742	17,920
Sultan Kudarat	27,965	435	-	174	7,311	234	6,901
CARAGA	8,558	1,365	384	3,673	53,483	1,918	47,892
Dinagat Islands	268	142	0	9	1,709	82	1,618
Butuan City	736	305	9	915	13,195	372	11,908
Cabadbaran City	331	63	6	100	1,478	31	1,347
Tandag City	215	21	9	123	1,879	88	1,668
Agusan Del Norte	823	225	26	237	4,635	187	4,211
Bayugan City	308	77	22	188	2,105	88	1,829
Agusan Del Sur	1,248	130	128	1,156	12,085	297	10,632
Surigao Del Norte	2,994	106	22	151	3,595	149	3,295
Surigao Del Sur	1,147	59	60	563	7,754	349	6,842
Surigao City	1	171	47	88	2,605	130	2,387
Bislig City	487	66	55	143	2,443	145	2,155
BARMM	893	714	12	1,428	17,493	652	15,413
Maguindanao	73	106	4	220	3,846	152	3,474
Lanao del Sur	723	200	1	730	6,271	236	5,305
Basilan	63	128	1	84	1,308	56	1,168
Sulu	34	235	6	37	1,011	33	941
Tawi-Tawi	0	45	0	0	194	19	175
Cotabato City	0	0	0	357	4,863	156	4,350

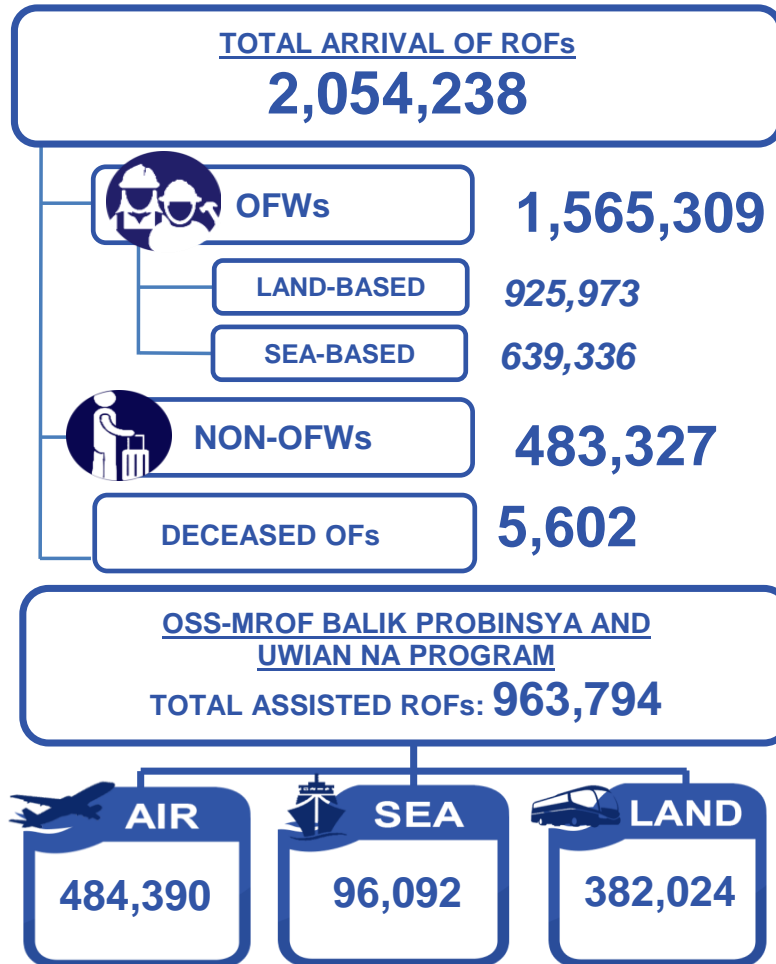
Sources: OCDROs

Note: Decrease in figures of cumulative data is due to ongoing validation.



Task Group on Management of Returning Overseas Filipinos

Summary Report
 23 January 2022




OWWA COVID-19 RELATED ASSISTANCE TO OFWs

RETURNED TO HOME REGIONS : 802,538
 OFW KALINGA : 829,067

TOTAL NO. OF RETURNING FILIPINOS FROM SABAH

3,289

HEALTH STATUS of ROFs





Republic of the Philippines
INTER-AGENCY TASK FORCE
FOR THE MANAGEMENT OF EMERGING INFECTIOUS DISEASE
NATIONAL TASK FORCE AGAINST COVID-19



Task Group on Management of Returning Overseas Filipinos

TG-MROF Daily Operational Report as of 23 January 2022

ARRIVALS

ROFs	TOTAL ARRIVAL ON AIRPORTS: 1,978,369														GRAND TOTAL ARRIVAL OF ROFs	
	NINYO AQUINO INTERNATIONAL AIRPORT						CLARK INTERNATIONAL AIRPORT		MACTAN-CEBU INTERNATIONAL AIRPORT		LAOAG AIRPORT	DAVAO AIRPORT	SUBIC AIRPORT	BOHOL-PANGLAO AIRPORT		
	Terminal 1 (23 April 2020 - 22 January 2022)		Terminal 2 (23 April 2020 - 22 January 2022)		Terminal 3 (08 July 2020 - 22 January 2022)		(05 June 2020 - 22 January 2022)		(28 June 2020 - 22 January 2022)		(18 June - 22 Jan. 2022)	(27 June - 22 Jan. 2022)	(18 June - 22 Jan. 2022)	(Nov. 18 - 22 Jan. 2022)		
	Now	Cumulative	Now	Cumulative	Now	Cumulative	Now	Cumulative	Now	Cumulative	Cumulative	Cumulative	Cumulative	Cumulative		
SUBTOTAL	1,144	499,639	1,259	617,538	711	432,305	579	212,265	261	181,859	405	14,551	19,687	120	3,996	2,054,238
OFWs	977	419,604	519	394,249	367	316,149	489	191,312	189	142,847	381	11,542	18,868	120	2,583	1,565,309
Land-based	882	314,688	206	238,493	229	178,259	307	105,108	110	60,547	352	10,722	17,716	88	1,734	925,973
Sea-based	95	104,916	313	155,756	138	137,890	182	86,204	79	82,300	29	820	1,152	2	849	639,336
NON-OFWs	167	80,035	740	223,289	344	116,156	90	20,953	72	39,012	24	3,009	819	30	1,413	483,327
Deceased OFs	0	5,602													0	5,602

ROFs	TOTAL ARRIVAL ON SEAPORTS: 70,267													
	MANILA		CEBU		SUBIC		BATAAN		TAWI-TAWI/ZAMBOANGA		DAVAO		BATANGAS	
	Now	Cumulative	Now	Cumulative	Now	Cumulative	Now	Cumulative	Now	Cumulative	Now	Cumulative	Now	Cumulative
SUBTOTAL	0	63,133	19	913	0	1,285	23	1,233	0	3,289	0	97	0	317
OFWs	0	63,133	19	913	0	1,285	23	1,233	0	3,289	0	97	0	317
Sea-based	0	63,133	19	913	0	1,285	23	1,233	0	3,289	0	97	0	317

Sources: 1) OSS Report dated 21 January 2022, 2) BOQ Report No. 613 dated 22 January 2022, 3) BOQ Human Remains Report No. 556 dated 22 January 2022, and 4) OCD BARM Report dated 22 May 2021.

QUARANTINE

ROFs IN TREATMENT AND MONITORING FACILITIES								
No. of QFs	Confirmed Positive		Admitted		Recovered		Deaths	
	Now	Cumulative	Now	Cumulative	Now	Cumulative	Now	Cumulative
11	250	28,485	128	1,018	121	27,438	0	29

Source: 1) BOQ Report No. 613 dated 23 January 2022. (Note: Figures from previous reports may differ due to data verification process.)

OSS-MROF BALIK PROBINSYA & UWIAN NA PROGRAM
(May 25, 2020 - January 22, 2022)

ROFs ASSISTED THRU THEIR DESTINATION	MODE OF TRANSPORTATION			GRAND TOTAL
	Air (NAIA T2)	Land (PITX)	Sea (N. Harbor)	
	Cumulative	Cumulative	Cumulative	
	484,390	383,312	96,092	963,794

Sources: 1) OSS Report as of 22 January 2022, 2) PITX Report (Uwian Na Program) dated 23 January 2022, and "DOTr (Halid Tulang Program) Report dated 14 May 2021. *Data starting from June 2 includes LSI and APOR. (Note: Figures from previous reports may differ due to data verification process.)

RETURNING FILIPINOS FROM SABAH

TOTAL NO. OF RETURNING FILIPINOS FROM SABAH:		3,289
First Batch	July 5, 2020	395
Second Batch	July 29, 2020	394
Third Batch	August 13, 2020	400
Fourth Batch	August 28, 2020	379
Fifth Batch	September 24, 2020	400
Sixth Batch	November 12, 2020	151
Seventh Batch	December 13-20, 2020	Failed deportation due to force majeure
Eighth Batch	March 7, 2021	316
Ninth Batch	April 17, 2021	358
Tenth Batch	May 22, 2021	496

As of June 21, 2021, 4,683 remaining Filipinos are still in Sabah for transfer.

Source: 1) OCD BARM Report dated 22 May 2021. (Note: Figures from previous reports may differ due to data verification process.)

OWWA COVID-19 RELATED ASSISTANCE TO OFWs
(March 2020 - November 2021)

Returned to Home Regions	802,538
OFW Kalinga	829,067

Source: 1) OWWA Monitoring Report dated November 2021.

REMAINS OF DECEASED OFs

COUNTRY OF ORIGIN	NOW	CUMULATIVE	CAUSE OF DEATH	
			COVID-19	NON COVID-19
TOTAL	0	5,602		5,602
Saudi Arabia	0	798	COVID-19	633
USA	0	287		
United Arab Emirates	0	149	NON COVID-19	4,969
Qatar	0	67		
Kuwait	0	51		
Others	0	4,250		

Sources: 1) BOQ Human Remains Report No. 556 dated 23 January 2022. (Note: Figures from previous reports may differ due to data verification process.)

COUNTRIES TRAVEL CLASSIFICATION

GREEN LIST			
Bangladesh	Saba (The Kingdom of Netherlands)	Pakistan	Kyrgyzstan
British Virgin Islads	Timor-Leste (East Timor)	Saint Barthelemy	Niger
Djibouti	Benin	Sint Eustasius	Paraguay
The Gambia	China (Mainland)	Uganda	Senegal
Hong Kong (SAR)	Equatorial Guinea	Bhutan	Taiwan
Japan	Ghana	Falkland Islands (Malvinas)	
Montserrat	India	Cote d'Ivoire (Ivory Coast)	
Oman	Kosovo	Guinea	
Sierra Leone	Morocco	Indonesia	
YELLOW LIST			
All other countries/territories/jurisdictions not otherwise listed.			
RED LIST			
Antigua and Barbuda		Mayotte	
Curacao		Saudi Arabia	
Malta		U.S. Virgin Islands	
Puerto Rico (U.S)		Canada	
Spain		Iceland	
Aruba		Mozambique	
French Guiana		Somalia	

Classification of "Green", "Yellow", and "Red" shall be effective from January 15, to 31, 2022. Sources: 1) IATF Resolution 157-B s. 2021 dated 13 January 2022.

Prepared by:

(SGD)
SHARMAIN B. TUYAY
Duty Staff

Reviewed by:

(SGD)
MARVIN T MANZANO, MDRM
Officer, TG MROF Coordination Center

Approved by:

(SGD)
DIR. BERNARDO RAFAELITO R ALEJANDRO IV, CESO IV, MNSA
Head, TG MROF Coordination Center

Republic of the Philippines
Inter-Agency Task Force
FOR THE MANAGEMENT OF EMERGENCY INFECTIOUS DISEASE
NATIONAL TASK FORCE COVID-19
Task Group on Management of Returning Overseas Filipinos

NARRATIVE REPORT
23 January 2022

ACTIONS TAKEN: Management of Returning Overseas Filipinos (MROF)

The Task Group on Management of Returning Overseas Filipinos (TG-MROF) was created by the National Incident Command-National Task Force COVID 19 to solely cater to the medical and social needs of Returning Overseas Filipinos (ROFs). The TG-MROF in coordination with various government agencies, private entities, and other task groups created to respond with the prevailing crisis, regional task units, and local government agencies that are task to facilitate the safe return of the ROFs back to their home provinces.

Members: DND, DOTr, DOLE, DILG, DFA, DOT, DSWD, DOH, OCD, OWWA, BOQ, CAAP, MARINA, PCG, PNP and AFP

ARRIVALS: As of 22 January 2022, a total of **2,054,238 Returning Overseas Filipinos (ROFs)** arrived at the NAIA Terminals 1, 2, and 3, Clark International Airport, Mactan-Cebu International Airport, Laoag International Airport, South Harbor, Subic, Bataan, Zamboanga, and Batangas Port. Of which, a total of **1,565,309** are **OFWs** (**925,973** are **land-based** and **639,336** are **sea-based**) and **483,327** are **non-OFWs**.

A total of **5,602 deceased ROFs** had arrived in the country from 07 July 2020 – 23 January 2022. Of which, **633** died due to COVID-19.

QUARANTINE: As of 22 January 2022, a total of **28,485** ROFs were confirmed positive with COVID-19. Of which, **1,018** are admitted at **11** quarantine facilities, **27,438** were able to recover and **29** died.

OSS-MROF BALIK PROBINSYA AND UWIAN NA PROGRAM: As of 22 January 2022, a total of **963,794** ROFs were assisted back to their home provinces. Of which, **383,312** were assisted by land, **484,390** by air, and **96,092** by sea.

OWWA COVID-19 RELATED ASSISTANCE TO OFWs: From March 2020 to 10 October, 2021, a total of **829,067** OFWs were assisted by OWWA on their “Returned to Home Regions” program and **801,037** OFWs are also assisted through “OFW Kalinga” program.

RETURNING FILIPINOS (REFs) from SABAH: As of 22 May 2021, a total of **3,289** REFs from Sabah had arrived in the country. While as of 21 June 2021, a total of **4,683** remaining Filipinos are still in Sabah for transfer.

TRAVEL BANNED COUNTRIES: As of 13 December 2021, the IATF approved the imposition of travel restriction on 14 countries by placing it under the Red List while 32 countries were listed under Green List effective from January 15, 2022 until January 31, 2022.

Prepared by:

(SGD)
SHARMAIN B. TUYAY
Duty Staff

Reviewed by:

(SGD)
MR MARVIN T. MANZANO
Officer, TG MROF Coordination Center

Approved by:

(SGD)
DIR. BERNARDO RAFAELITO R. ALEJANDRO IV, CESO IV, MNSA
Head, TG MROF Coordination Center