



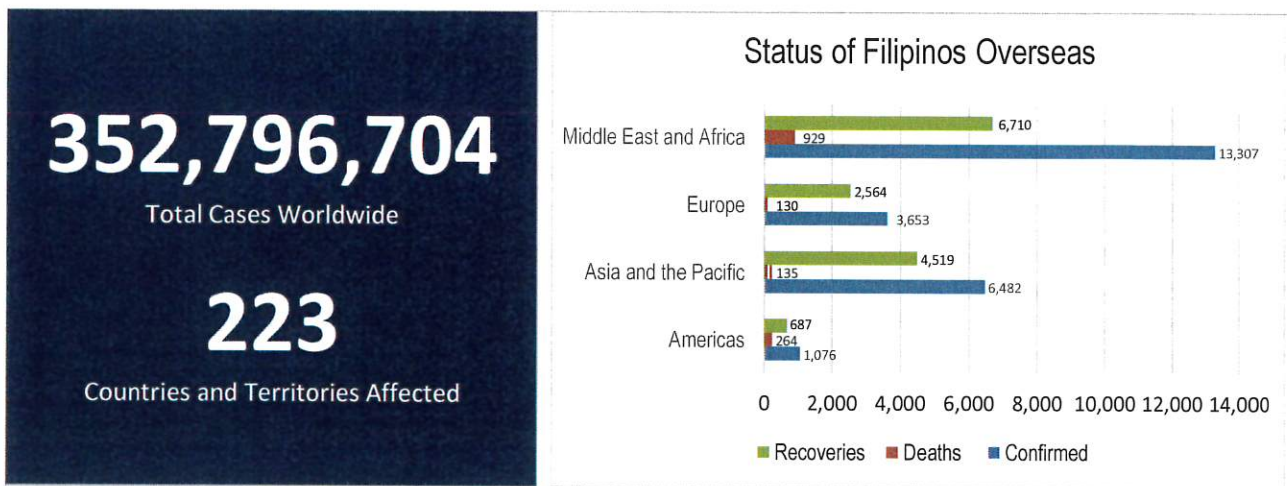
REPUBLIC OF THE PHILIPPINES
NATIONAL DISASTER RISK REDUCTION AND MANAGEMENT COUNCIL

National Disaster Risk Reduction and Management Center, Camp Aguinaldo, Quezon City, Philippines

NATIONAL TASK FORCE
CORONAVIRUS DISEASE-2019
SITUATIONAL REPORT NO. 665

Issued on 1200H, 26 January 2022
 Report Coverage: 25 January 2022

GLOBAL SITUATION

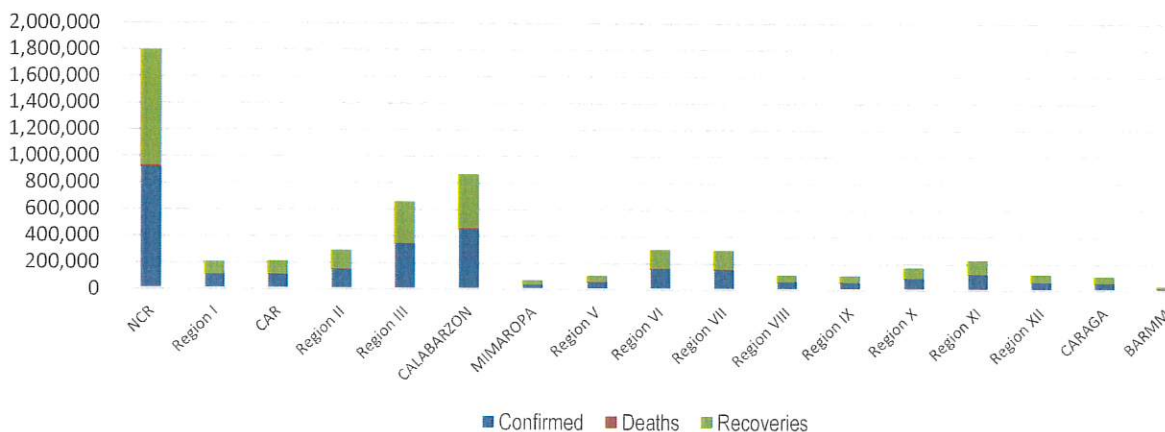


Source: WHO Global Data as of 21 January 2022

PHILIPPINE SITUATION

	<i>TOTAL</i>	<i>NEW</i>	<i>REMARKS</i>
TOTAL CASES	3,475,293	+15,789	
ACTIVE CASES	230,410		6.6 % Positivity Rate
DEATHS	53,664	+66	1.54 % Case Fatality Rate
RECOVERIES	3,191,219	+32,712	91.8 % Case Recovery Rate

Summary of Cases per Region

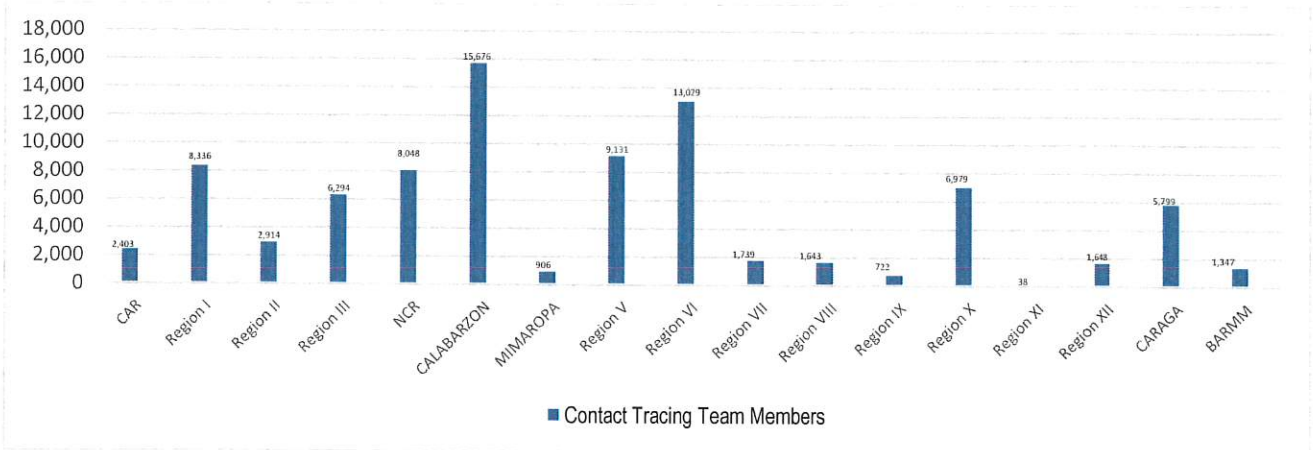


P-D-I-T-R STRATEGY

With reference to the National Action Plan (NAP) for COVID-19, the National Task Force is intensifying efforts to PREVENT the spread of the COVID-19, TEST individuals, and communities, ISOLATE those that are identified to be confirmed cases, TREAT and provide with appropriate health care, and REINTEGRATE them back to the community.

DETECT

DETECT entails active screening of those presenting with signs and symptoms of COVID-19 in the community as well as other disease surveillance activities. For this purpose, contact tracing teams have been organized and provided with appropriate training. Summary is as follows:



The overall results of contact tracing are summarized as follows:

<h1>1:4</h1> <p>Case: Close Contacts Ratio</p>	<h1>97%</h1> <p>Close Contacts Listed, Traced, and Assessed within 24 hours</p>
--	---

Data as of 19 January 2022

Also, part of DETECT strategy is the enhancement of the COVID-19 testing capacities of the country. For this purpose, testing laboratories are setup and provided with appropriate licensing. The summary is as follows:

<h1>310</h1> <p>Licensed RT-PCR and GeneXpert Laboratories</p>	<h1>19</h1> <p>Laboratories with Ongoing Licensing Applications</p>
--	---

The overall testing results is summarized as follows:

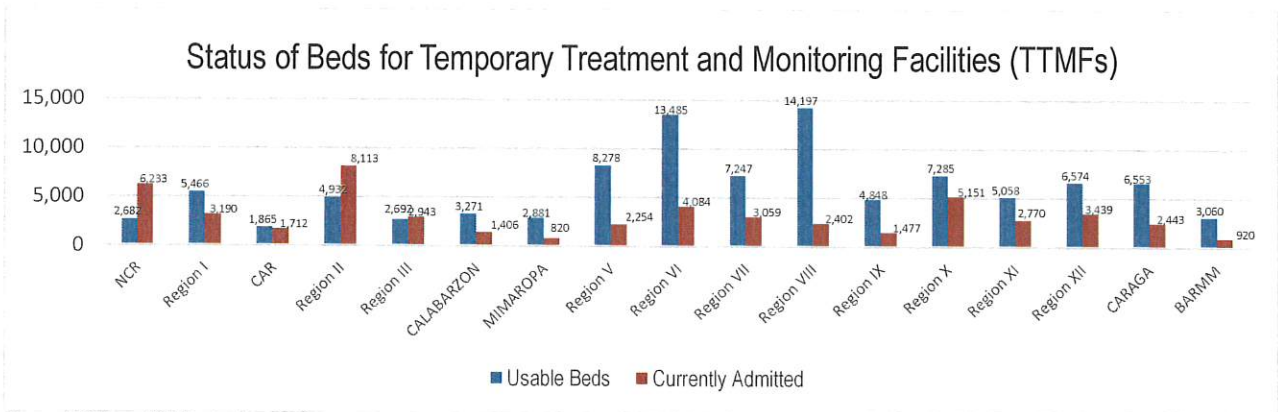
	TOTAL	NEW
TESTS CONDUCTED	25,833,069	-
UNIQUE INDIVIDUALS TESTED	24,297,953	-
POSITIVITY RATE	13.3%	
BACKLOGS	-	

To aid in the testing efforts, Mega Swabbing Sites have been established. The outputs of the Mega Swabbing Sites are as follows:

	TOTAL	NEW
ACT MOBILE TEAM	436,674	-
MOA ARENA	411,986	-
NINOY AQUINO STADIUM	455,432	-
PHILIPPINE SPORTS ARENA	624,910	-

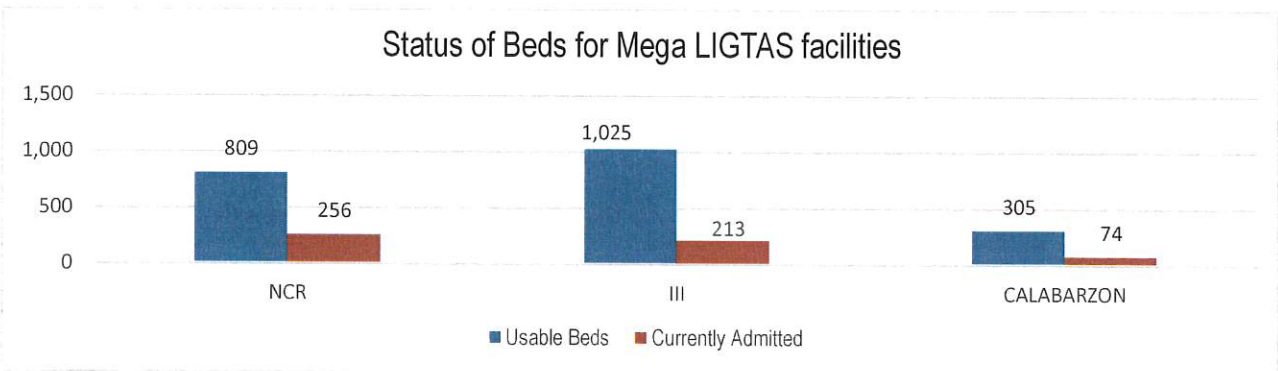
ISOLATE

Isolate involves implementation of measures to separate those identified as exposed and confirmed cases and provide medical interventions to further prevent the spread of the disease. This strategy involves setting up of Temporary Treatment and Monitoring Facilities (TTMFs). The summary of TTMFs established is as follows:



Source: DOH as of 07 September 2021

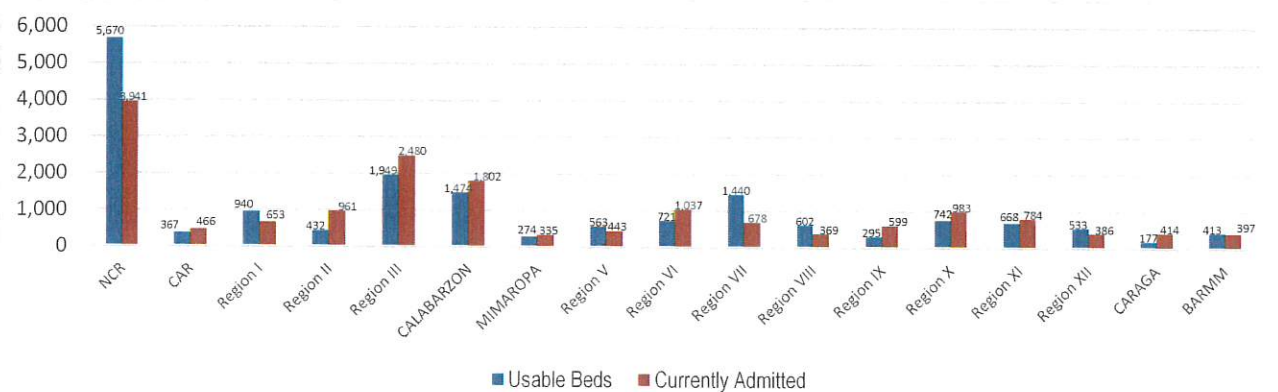
Aside from the TTMFs, Mega LIGTAS facilities have also been established. The summary of occupancies for the Mega LIGTAS facilities is as follows:



Source: DOH as of 15 October 2021

TREAT

For the TREAT strategy, One Hospital Command has been established to facilitate a centralized referral system. Further, wards, isolation, and intensive care units are in operation to provide treatment services for COVID-19 positives. The occupancy rate for all beds dedicated to COVID-19 (Ward, Isolation, Intensive Care) among reporting hospitals is summarized as follows.



Source: DOH as of 07 September 2021


DONATIONS MONITORING

In terms of resources, the following is the summary of total domestic and international donations received by the Philippine government, particularly various medical supplies, monitored by OCD in compliance with the Administrative Order No. 27, s. 2020, signed by the President of the Philippines on 31 March 2020.

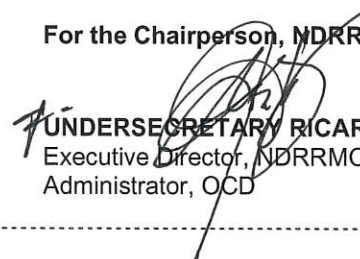


MANAGEMENT OF RETURNING OVERSEAS FILIPINOS

Returning Overseas Filipinos are provided with assistance by facilitating their arrival from different points of origin abroad until their return to their respective homes, and attend to their medical and social needs, in order to give them comfort, ensure their safety, and prevent the spread of COVID-19. The following is the summary of ROFs



For the Chairperson, NDRRMC:


UNDERSECRETARY RICARDO B JALAD
Executive Director, NDRRMC and
Administrator, OCD

REFERENCES: Reports from
World Health Organization
Office of Civil Defense
Department of Health
Department of the Interior and Local Government
Department of Foreign Affairs

ANNEXES:
Breakdown of Returning Overseas Filipinos
Breakdown of Resource Management and Logistics

NOTE:
Other reports are available upon request

Breakdown of COVID-19 Cases per LGU
As of 25 January 2022

REGION / PROVINCE / CHARTERED CITY	CLOSE CONTACTS	SUSPECTED CASES	PROBABLE CASES	ACTIVE CONFIRMED	CUMULATIVE CONFIRMED	CUMULATIVE DEATHS	CUMULATIVE RECOVERIES
GRAND TOTAL	5,764,738	1,192,171	245,726	177,815	2,920,065	73,273	2,671,647
NCR	3,590,045	966,742	240,120	35,273	914,156	14,492	864,391
Caloocan		223,132	117,950	282	68,722	1,667	66,773
Malabon	259,017	93	21,172	335	24,713	691	23,687
Navotas	5,071	2,762	9,216	365	20,876	622	19,889
Valenzuela		20,352	1,026	984	42,774	890	40,900
Pasig	541,588	6,263	50,848	3,008	74,457	1,486	69,963
Pateros	35,171	32,245	2,926	204	9,533	105	9,224
Marikina	186,592	405	2,079	385	31,311	684	30,242
Taguig	102,094	96,486	5,608	599	56,807	441	55,767
Quezon City	1,433,626	487,445	-	16,164	251,184	1,646	233,374
Manila		339	-	1,167	86,075	1,605	83,303
Makati	251,933	22,133	1,482	2,342	50,110	1,017	46,751
Mandaluyong		41,682	25,528	2,184	33,368	652	30,532
San Juan	307,704	1,751	-	794	20,313	347	19,172
Muntinlupa	758	-	714	4,982	36,812	592	31,238
Parañaque	440,839	19,209	655	976	46,412	764	44,672
Las Piñas	12,249	12,296	676	116	32,612	717	31,779
Pasay	13,403	149	240	386	28,077	566	27,125
CAR	339,131	38,093	0	9,619	109,387	2,347	97,402
Abra	3,902	894	-	513	5,323	135	4,674
Apayao	6,473	2,566	-	319	9,114	115	8,678
Baguio City	194,153	9,584	-	3,465	38,418	766	34,179
Benguet	93,617	10,821	-	2,602	25,471	790	22,076
Ifugao	8,864	7,399	-	895	10,892	168	9,827
Kalinga	12,613	4,335	-	890	11,049	234	9,924
Mt. Province	19,509	2,494	-	935	9,120	139	8,044
I	157,134	19,218	0	13,032	107,860	2,338	92,490
Ilocos Norte	13,850	244	-	2,925	22,020	493	18,602
Ilocos Sur	43,134	1,575	-	1,567	19,234	243	17,424
La Union	28,786	10,742	-	4,211	25,311	597	20,503
Pangasinan	55,703	6,043	-	3,717	35,194	794	30,683
Dagupan City	15,661	614	-	612	6,101	211	5,278
II	418	2,166	4	6,315	149,253	5,198	137,652
Batanes	-	18	-	3	332	3	326
Cagayan	31	592	2	2,941	56,334	2,235	51,119
Isabela	239	1,137	2	2,087	65,169	2,110	60,938
Nueva Vizcaya	148	369	-	1,009	19,754	604	18,129
Quirino	-	50	-	275	7,664	246	7,140
III	0	0	0	23,871	341,248	6,277	311,100
Aurora	-	-	-	143	4,032	223	3,666
Bataan	-	-	-	3,539	38,558	495	34,524
Bulacan	-	-	-	7,670	131,280	1,638	121,972
Nueva Ecija	-	-	-	2,864	38,033	979	34,190
Pampanga	-	-	-	5,009	64,866	1,466	58,391
Tarlac	-	-	-	2,226	26,619	532	23,861
Zambales	-	-	-	580	11,922	480	10,862
Angeles City	-	-	-	1,354	18,214	301	16,559
Olongapo City	-	-	-	486	7,724	163	7,075
CALABARZON	13,854	59,692	2,324	31,568	448,629	12,853	404,208
Cavite	5790	13,462	17	14,270	153,289	3,389	135,630
Laguna	3340	13,384	651	8,416	113,665	3,157	102,092
Batangas	592	1,674	17	3,723	72,970	2,772	66,475
Rizal	3778	0	18	3,698	79,207	2,073	73,436
Quezon	354	31,172	1621	1,461	29,498	1,462	26,575
MIMAROPA	65,490	13,887	269	1,591	35,525	1,118	32,346
Occidental Mindoro	13,982	1,779	77	382	6,454	162	5,850
Oriental Mindoro	11,454	5,201	33	559	10,896	465	9,782
Marinduque	7,186	1,018	112	178	4,057	75	3,713
Romblon	10,805	3,466	9	194	4,891	90	4,599
Palawan	22,063	2,423	38	278	9,227	326	8,402
V	13,852	760	1	8,866	55,669	2,034	44,769
Albay	4,911	411	1	1,887	11,364	510	8,967
Camarines Norte	664	66	0	739	3,883	201	2,943
Camarines Sur	3,742	149	0	3,771	23,869	680	19,418
Catanduanes	1,226	35	0	222	3,025	116	2,687
Masbate	1,352	15	0	1,455	5,397	74	3,868
Sorsogon	842	83	0	600	7,900	448	6,852
Others	1,115	1	0	192	231	5	34
VI	207,001	494	263	10,821	156,294	4,736	140,680
Aklan	18,990	20	12	1,314	13,801	202	12,284

REGION / PROVINCE / CHARTERED CITY	CLOSE CONTACTS	SUSPECTED CASES	PROBABLE CASES	ACTIVE CONFIRMED	CUMULATIVE CONFIRMED	CUMULATIVE DEATHS	CUMULATIVE RECOVERIES
Antique	7,746	28	109	867	6,910	243	5,797
Capiz	24,445	32	13	963	10,516	373	9,177
Guimaras	4,776	6	0	79	3,268	160	3,027
Iloilo	51,641	214	9	1,891	36,178	1,098	33,174
Iloilo City	62,940	63	96	2,842	24,823	629	21,343
Negros Occidental	25,383	110	10	1,679	35,756	1,224	32,838
Bacolod City	11,080	21	14	1,186	25,042	807	23,040
VII	6,381	2,425	2,172	2,376	148,739	6,363	140,031
Bohol	976	636	17	190	20,177	591	19,409
Cebu	4,336	218	584	518	37,593	2,574	34,503
Negros Oriental	833	1,512	1,540	287	19,908	711	18,917
Siquijor	14	-	2	2	2,682	45	2,635
Cebu City	-	-	-	1,001	42,191	1,527	39,667
Lapu-Lapu City	49	-	-	202	13,871	472	13,200
Mandaue City	173	59	29	176	12,317	443	11,700
VIII	170,678	891	1	3,969	58,695	635	54,091
Leyte	44,309	321	-	1,352	21,063	157	19,554
Southern Leyte	18,600	176	-	139	5,877	42	5,696
Biliran	8,884	65	-	63	2,080	50	1,967
Samar	43,297	87	1	529	8,768	120	8,119
Eastern Samar	12,195	32	-	371	4,645	46	4,228
Northern Samar	14,898	107	-	483	4,591	87	4,021
Tacloban City	23,210	74	-	791	7,879	93	6,995
Ormoc City	5,285	10	-	241	3,792	40	3,511
Other Region	-	19	-	-	-	-	-
IX	140,697	28,585	0	3,254	56,354	2,510	50,590
Zamboanga Del Norte	16,511	3,379	0	229	10,884	537	10,118
Zamboanga Del Sur	44,456	3,285	0	1,214	15,164	562	13,388
Zamboanga Sibugay	8,464	1,642	0	209	4,306	235	3,862
Zamboanga City	71,183	19,378	0	1,473	24,385	1,120	21,792
Isabela City, Basilan	83	901	0	129	1,615	56	1,430
X	0	5,202	0	7,365	86,887	3,492	79,324
Cagayan De Oro City	-	1,831	0	2,675	22,795	1,111	20,770
Iligan City	-	338	0	462	4,854	429	4,292
Bukidnon	-	1,063	0	1,648	26,642	582	25,616
Camiguin	-	49	0	69	2,132	185	1,878
Lanao Del Norte	-	48	0	183	4,620	322	4,115
Misamis Occidental	-	642	0	821	9,956	354	8,781
Misamis Oriental	-	1,231	0	1,507	15,888	509	13,872
XI	771,964	34,952	170	12,101	118,754	3,956	102,697
Davao City	436,297	31,165	108	8,817	64,561	1,826	53,918
Davao De Oro	52,561	771	5	529	8,411	414	7,468
Davao Del Norte	104,781	1,381	39	1,522	21,316	828	18,966
Davao Del Sur	62,638	972	2	710	12,331	486	11,135
Davao Occidental	33,986	219	15	118	3,969	110	3,741
Davao Oriental	81,581	444	1	405	8,166	292	7,469
Other Regions	120	-	-	-	-	-	-
XII	278,642	16,985	6	2,342	60,713	2,340	56,011
General Santos City	21,415	4,954	-	830	15,612	579	14,200
North Cotabato	40,274	481	1	455	11,365	609	10,295
Sarangani	60,166	103	-	273	6,970	173	6,518
South Cotabato	128,822	11,012	5	535	19,366	745	18,083
Sultan Kudarat	27,965	435	-	249	7,400	234	6,915
CARAGA	8,558	1,365	384	4,033	54,167	1,929	48,205
Dinagat Islands	268	142	0	8	1,709	82	1,619
Butuan City	736	305	9	989	13,378	372	12,017
Cabadbaran City	331	63	6	123	1,512	31	1,358
Tandag City	215	21	9	130	1,890	89	1,671
Agusan Del Norte	823	225	26	291	4,723	187	4,245
Bayugan City	308	77	22	224	2,153	88	1,841
Agusan Del Sur	1,248	130	128	1,221	12,250	300	10,729
Surigao Del Norte	2,994	106	22	151	3,610	152	3,307
Surigao Del Sur	1,147	59	60	614	7,834	352	6,868
Surigao City	1	171	47	97	2,617	131	2,389
Bislig City	487	66	55	185	2,491	145	2,161
BARMM	893	714	12	1,419	17,735	655	15,660
Maguindanao	73	106	4	274	3,901	152	3,474
Lanao del Sur	723	200	1	598	6,341	238	5,505
Basilan	63	128	1	95	1,319	56	1,168
Sulu	34	235	6	50	1,026	34	942
Tawi-Tawi	0	45	0	1	195	19	175
Cotabato City	0	0	0	401	4,953	156	4,396

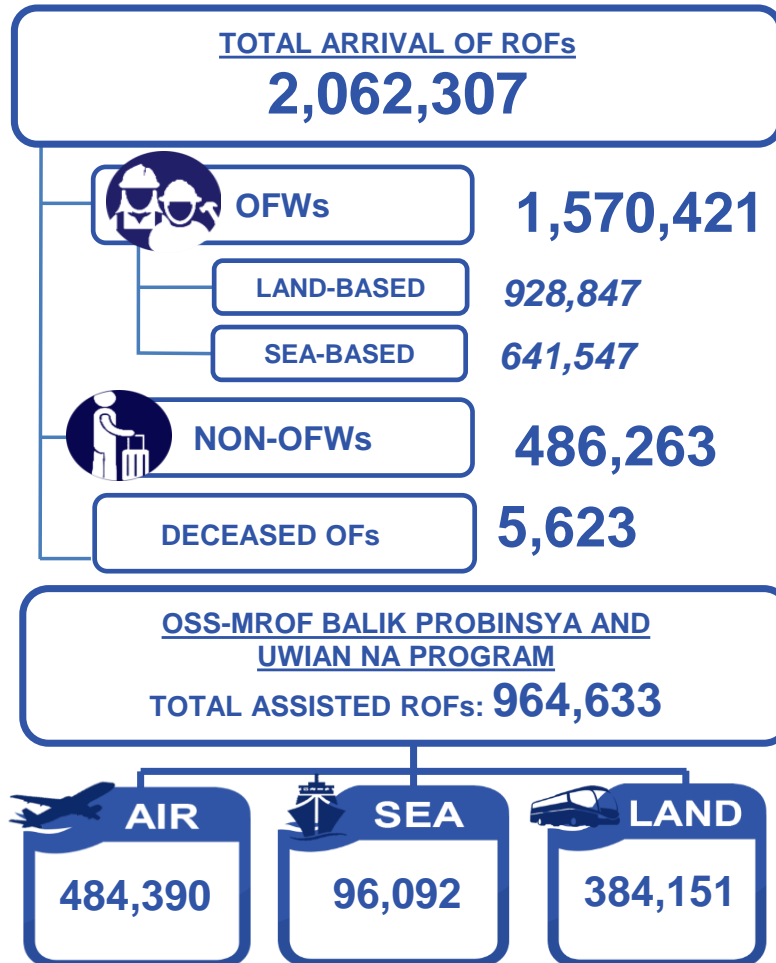
Sources: OCDROs

Note: Decrease in figures of cumulative data is due to ongoing validation.



Task Group on Management of Returning Overseas Filipinos

Summary Report
 25 January 2022



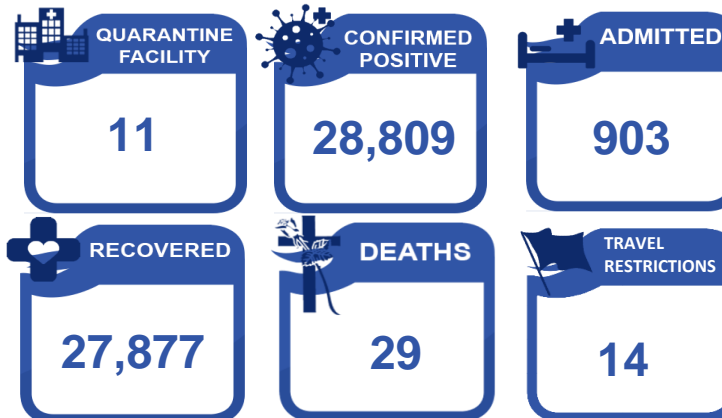
OWWA COVID-19 RELATED ASSISTANCE TO OFWs

RETURNED TO HOME REGIONS : 802,538
 OFW KALINGA : 829,067

TOTAL NO. OF RETURNING FILIPINOS FROM SABAH

3,289

HEALTH STATUS of ROFs





Republic of the Philippines
INTER-AGENCY TASK FORCE
FOR THE MANAGEMENT OF EMERGING INFECTIOUS DISEASE
NATIONAL TASK FORCE AGAINST COVID-19
Task Group on Management of Returning Overseas Filipinos



TG-MROF Daily Operational Report as of 25 January 2022

ARRIVALS

ROFs	TOTAL ARRIVAL ON AIRPORTS: 1,986,115														GRAND TOTAL ARRIVAL OF ROFs	
	NINYO AQUINO INTERNATIONAL AIRPORT						CLARK INTERNATIONAL AIRPORT		MACTAN-CEBU INTERNATIONAL AIRPORT		LAOAG AIRPORT	DAVAO AIRPORT	SUBIC AIRPORT	BOHOL-PANGLAO AIRPORT		
	Terminal 1 (23 April 2020 - 24 January 2022)		Terminal 2 (23 April 2020 - 24 January 2022)		Terminal 3 (08 July 2020 - 24 January 2022)		(05 June 2020 - 24 January 2022)		(28 June 2020 - 24 January 2022)		(18 June - 24 Jan. 2022)	(27 June - 24 Jan. 2022)	(18 June - 24 Jan. 2022)	(Nov. 18 - 24 Jan. 2022)		
	Now	Cumulative	Now	Cumulative	Now	Cumulative	Now	Cumulative	Now	Cumulative	Cumulative	Cumulative	Cumulative	Cumulative		
SUBTOTAL	1,067	501,209	1,033	619,886	681	433,733	581	213,649	275	182,399	405	14,809	19,905	120	3,757	2,062,307
OFWs	890	420,788	487	395,361	414	316,972	512	192,350	228	143,268	381	11,605	19,037	120	2,651	1,570,421
Land-based	774	315,665	45	238,818	305	178,768	311	105,720	176	60,804	352	10,781	17,878	88	1,611	928,874
Sea-based	116	105,123	442	156,543	109	138,204	201	86,630	52	82,464	29	824	1,159	2	1,040	641,547
NON-OFWs	177	80,421	546	224,525	267	116,761	69	21,299	47	39,131	24	3,204	868	30	1,106	486,263
Deceased OFWs	0	5,623													0	5,623

ROFs	TOTAL ARRIVAL ON SEAPORTS: 70,569													
	MANILA		CEBU		SUBIC		BATAAN		TAWI-TAWI/ZAMBOANGA		DAVAO		BATANGAS	
	Now	Cumulative	Now	Cumulative	Now	Cumulative	Now	Cumulative	Now	Cumulative	Now	Cumulative	Now	Cumulative
	SUBTOTAL		OFWs		Sea-based									
SUBTOTAL	78	63,416	19	932	0	1,285	23	1,233	0	3,289	0	97	0	317
OFWs	78	63,416	19	932	0	1,285	23	1,233	0	3,289	0	97	0	317
Sea-based	78	63,416	19	932	0	1,285	23	1,233	0	3,289	0	97	0	317

Sources: 1) OSS Report dated 24 January 2022, 2) BOQ Report No. 616 dated 25 January 2022, 3) BOQ Human Remains Report No. 559 dated 25 January 2022, and 4) OCD BARM Report dated 22 May 2021.

QUARANTINE

ROFs IN TREATMENT AND MONITORING FACILITIES								
No. of QFs	Confirmed Positive		Admitted		Recovered		Deaths	
	Now	Cumulative	Now	Cumulative	Now	Cumulative	Now	Cumulative
	11	124	28,809	0	903	129	27,877	0

Sources: 1) BOQ Report No. 613 dated 23 January 2022. (Note: Figures from previous reports may differ due to data verification process.)

**OSS-MROF BALIK PROBINSYA & UWIAN NA PROGRAM
(May 25, 2020 - January 22, 2022)**

ROFs ASSISTED THRU THEIR DESTINATION	MODE OF TRANSPORTATION			GRAND TOTAL
	Air (NAIA T2)	Land (PITX)	Sea (N. Harbor)	
	Cumulative	Cumulative	Cumulative	
	484,390	384,151	96,092	964,633

Sources: 1) OSS Report as of 22 January 2022, 2) PITX Report (Uwian Na Program) dated 23 January 2022, and "DOTr (Hatid Tulog Program) Report dated 14 May 2021. *Data starting from June 2 includes LSI and APOR. (Note: Figures from previous reports may differ due to data verification process.)

RETURNING FILIPINOS FROM SABAH

TOTAL NO. OF RETURNING FILIPINOS FROM SABAH:		3,289
First Batch	July 5, 2020	395
Second Batch	July 29, 2020	394
Third Batch	August 13, 2020	400
Fourth Batch	August 28, 2020	379
Fifth Batch	September 24, 2020	400
Sixth Batch	November 12, 2020	151
Seventh Batch	December 13-20, 2020	Failed deportation due to force majeure
Eighth Batch	March 7, 2021	316
Ninth Batch	April 17, 2021	358
Tenth Batch	May 22, 2021	496

As of June 21, 2021, 4,683 remaining Filipinos are still in Sabah for transfer.

Sources: 1) OCD BARM Report dated 22 May 2021. (Note: Figures from previous reports may differ due to data verification process.)

**OWWA COVID-19 RELATED ASSISTANCE TO OFWs
(March 2020 - November 2021)**

Returned to Home Regions	802,538
OFW Kalinga	829,067

Sources: 1) OWWA Monitoring Report dated November 2021.

REMAINS OF DECEASED OFs

COUNTRY	COUNTRY OF ORIGIN		CAUSE OF DEATH	
	NOW	CUMULATIVE	CUMULATIVE	
TOTAL	0	5,623		5,623
Saudi Arabia	0	798	COVID-19	633
USA	0	287		
United Arab Emirates	0	149	NON COVID-19	4,990
Qatar	0	67		
Kuwait	0	51		
Others	0	4,271		

Sources: 1) BOQ Human Remains Report No. 556 dated 23 January 2022. (Note: Figures from previous reports may differ due to data verification process.)

COUNTRIES TRAVEL CLASSIFICATION

GREEN LIST			
Bangladesh	Saba (The Kingdom of Netherlands)	Pakistan	Kyrgyzstan
British Virgin Islads	Timor-Leste (East Timor)	Saint Barthelemy	Niger
Djibouti	Benin	Sint Eustasius	Paraguay
The Gambia	China (Mainland)	Uganda	Senegal
Hong Kong (SAR)	Equatorial Guinea	Bhutan	Taiwan
Japan	Ghana	Falkland Islands (Malvinas)	
Montserrat	India	Cote d'Ivoire (Ivory Coast)	
Oman	Kosovo	Guinea	
Sierra Leone	Morocco	Indonesia	
YELLOW LIST			
All other countries/territories/jurisdictions not otherwise listed.			
RED LIST			
Antigua and Barbuda		Mayotte	
Curacao		Saudi Arabia	
Malta		U.S. Virgin Islands	
Puerto Rico (U.S)		Canada	
Spain		Iceland	
Aruba		Mozambique	
French Guiana		Somalia	

Classification of "Green", "Yellow", and "Red" shall be effective from January 15, to 31, 2022. Sources: 1) IATF Resolution 157-B s. 2021 dated 13 January 2022.

Prepared by:

(SGD)
SHARMAIN B. TUYAY
Duty Staff

Reviewed by:

(SGD)
MARVIN T MANZANO, MDRM
Officer, TG MROF Coordination Center

Approved by:

(SGD)
DIR. BERNARDO RAFAELITO R ALEJANDRO IV, CESO IV, MNSA
Head, TG MROF Coordination Center

Republic of the Philippines
Inter-Agency Task Force
FOR THE MANAGEMENT OF EMERGENCY INFECTIOUS DISEASE
NATIONAL TASK FORCE COVID-19
Task Group on Management of Returning Overseas Filipinos

NARRATIVE REPORT
25 January 2022

ACTIONS TAKEN: Management of Returning Overseas Filipinos (MROF)

The Task Group on Management of Returning Overseas Filipinos (TG-MROF) was created by the National Incident Command-National Task Force COVID 19 to solely cater to the medical and social needs of Returning Overseas Filipinos (ROFs). The TG-MROF in coordination with various government agencies, private entities, and other task groups created to respond with the prevailing crisis, regional task units, and local government agencies that are task to facilitate the safe return of the ROFs back to their home provinces.

Members: DND, DOTr, DOLE, DILG, DFA, DOT, DSWD, DOH, OCD, OWWA, BOQ, CAAP, MARINA, PCG, PNP and AFP

ARRIVALS: As of 24 January 2022, a total of 2,062,307 Returning Overseas Filipinos (ROFs) arrived at the NAIA Terminals 1, 2, and 3, Clark International Airport, Mactan-Cebu International Airport, Laoag International Airport, South Harbor, Subic, Bataan, Zamboanga, and Batangas Port. Of which, a total of 1,570,421 are OFWs (928,847 are land-based and 641,547 are sea-based) and 486,263 are non-OFWs.

A total of 5,623 deceased ROFs had arrived in the country from 07 July 2020 – 24 January 2022. Of which, 633 died due to COVID-19.

QUARANTINE: As of 25 January 2022, a total of 28,809 ROFs were confirmed positive with COVID-19. Of which, 903 are admitted at 11 quarantine facilities, 27,877 were able to recover and 29 died.

OSS-MROF BALIK PROBINSYA AND UWIAN NA PROGRAM: As of 25 January 2022, a total of 964,633 ROFs were assisted back to their home provinces. Of which, 384,151 were assisted by land, 484,390 by air, and 96,092 by sea.

OWWA COVID-19 RELATED ASSISTANCE TO OFWs: From March 2020 to 10 October, 2021, a total of 829,067 OFWs were assisted by OWWA on their “Returned to Home Regions” program and 801,037 OFWs are also assisted through “OFW Kalinga” program.

RETURNING FILIPINOS (REFs) from SABAH: As of 22 May 2021, a total of 3,289 REFs from Sabah had arrived in the country. While as of 21 June 2021, a total of 4,683 remaining Filipinos are still in Sabah for transfer.

TRAVEL BANNED COUNTRIES: As of 13 December 2021, the IATF approved the imposition of travel restriction on 14 countries by placing it under the Red List while 32 countries were listed under Green List effective from January 15, 2022 until January 31, 2022.

Prepared by:

(SGD)
SHARMAIN B. TUYAY
Duty Staff

Reviewed by:

(SGD)
MR MARVIN T. MANZANO
Officer, TG MROF Coordination Center

Approved by:

(SGD)
DIR. BERNARDO RAFAELITO R. ALEJANDRO IV, CESO IV, MNSA
Head, TG MROF Coordination Center



Republic of the Philippines
 INTER-AGENCY TASK FORCE
 FOR THE MANAGEMENT OF EMERGING INFECTIOUS DISEASE
 NATIONAL TASK FORCE - COVID-19
TASK GROUP RESOURCE MANAGEMENT AND LOGISTICS



Situation Report
 As of 25 January 2022

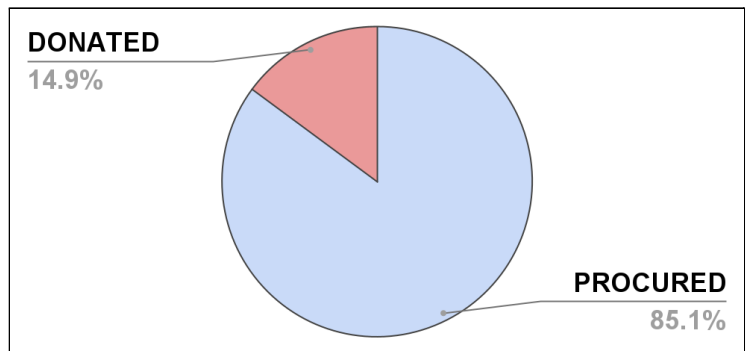
I. DOH-OCD DISTRIBUTION OF SUPPLIES

PARTICULARS	DISPATCHED (PROCURED)	DISPATCHED (DONATED)	DISPATCHED (TOTAL)
Protective Gown	5,509,879	181,635	5,691,514
Protective Suit (Clothing)	5,969,794	213,305	6,183,099
Masks (Surgical)	23,357,079	8,417,576	31,774,655
Head Cover	5,952,274	35,250	5,987,524
Shoe Cover	6,321,149	82,620	6,403,769
Gloves (Surgical)	14,307,812	1,175,900	15,483,712
Goggles	1,050,811	284,498	1,335,309
Masks (N95)	6,224,329	432,025	6,656,354
Masks (KN95)	2,986,742	793,648	3,780,390
Face Shield	4,797,169	439,507	5,236,676
Non-Invasive Ventilator	0	30	30
Alcohol (500ml)	12,608	46,832	59,440

Most distributed medical supply (Procured)	Surgical Mask (23,357,079) pieces
Most distributed medical supply (Donated)	Surgical Mask (8,417,576) pieces
Average Dispatch Percentage (Combined)	96.55%

II. SUMMARY OF PROCURED AND DONATED ITEMS

Total Items Dispatched	114,523,573 individual pieces
Total Procured Items Dispatched	97,467,814 individual pieces
Total Donated Items Dispatched	17,055,759 individual pieces



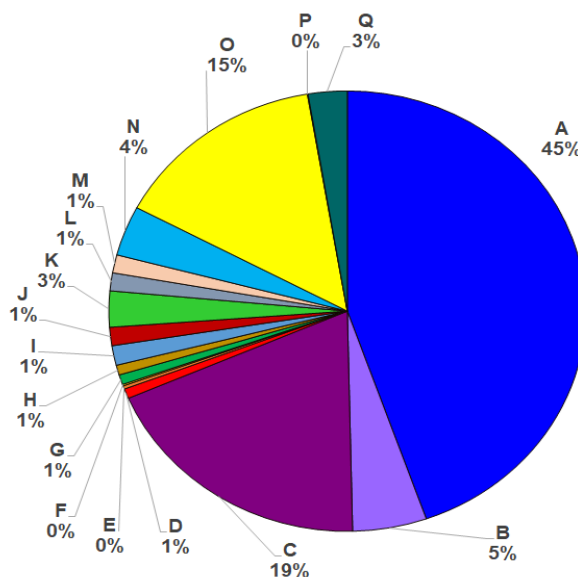
III. STATUS OF PROCURED COVID-19 ANTIGEN KITS

BATCH	TOTAL PROCURED	TOTAL DISPATCHED	BALANCE
BATCH 1 (ABBOTT)	500,000	500,000	0
		100.00%	0.00%
BATCH 2 (SD BIOSENSOR)	50,000	50,000	0
		100.00%	0.00%
BATCH 3 (RAPIGEN)	15,500	15,500	0
		100.00%	0.00%

IV. DONATIONS MONITORING (as of 20 April 2021)

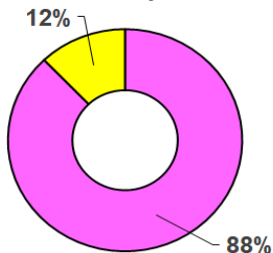
A. Financial Donations Received by OCD

A	AFP	P 16,901,934.27
B	ANONYMOUS	P 1,903,100.00
C	BJMP	P 7,151,337.94
D	DBM	P 273,170.00
E	DENR	P 88,500.00
F	DILG	P 45,000.00
G	DOE	P 273,165.10
H	DOJ	P 273,165.00
I	MALACAÑANG	P 546,330.20
J	MMDA	P 510,000.00
K	NICA	P 1,000,000.00
L	NSC	P 500,000.00
M	OCD	P 499,700.00
N	PHILIPPINE MARINE	P 1,390,350.00
O	PHILIPPINE NAVY	P 5,506,950.00
P	PRIVATE DONATIONS	P 15,000.00
Q	TRANSGLOBAL CONSOLIDATIONS	P 1,000,000.00



DOMESTIC CASH DONATIONS RECEIVED BY OCD
PHP 37,877,702.51

B. Summary of Utilization for Cash Donations (as of 20 April 2021)




Total Cash Donations Received by OCD	Php 37,877,702.51
Cash Donations Utilized	Php 33,279,155.13
Funds Available	Php 4,583,547.38

C. Donations Summary

	DOMESTIC DONATION	INTERNATIONAL DONATION	GRAND TOTAL
MEDICAL SUPPLIES AND EQUIPMENT	8434	556	8990
WATER AND FOOD ITEMS	1960	4	1964
NON-FOOD ITEMS	1356	32	1388
SERVICES	164	6	170
CASH	163	-	163
VARIOUS DONATIONS	131	24	155
OTHERS	37	-	37
VACCINES	7	5	12
RENTALS	3	-	3
Total	12255	627	12882

Prepared by:


JOEL G. EUGENIO
 Duty Staff

Reviewed by


JOSE ANGELO A MANGAOANG
 Officer-on-duty

Approved by:


DIRECTOR BERNARDO RAFAELITO R ALEJANDRO IV, CESO IV, MNSA
 Head, Task Group Resource Management and Logistics