



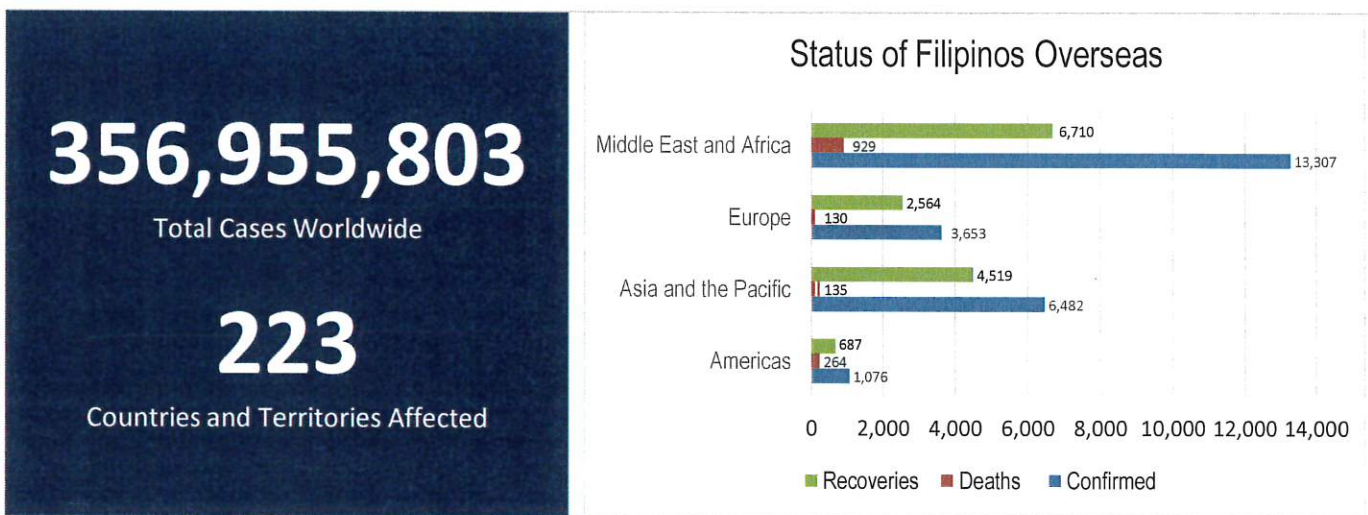
REPUBLIC OF THE PHILIPPINES  
**NATIONAL DISASTER RISK REDUCTION AND MANAGEMENT COUNCIL**

National Disaster Risk Reduction and Management Center, Camp Aguinaldo, Quezon City, Philippines

NATIONAL TASK FORCE  
**CORONAVIRUS DISEASE-2019**  
**SITUATIONAL REPORT NO. 666**

Issued on 1200H, 27 January 2022  
 Report Coverage: 26 January 2022

**GLOBAL SITUATION**

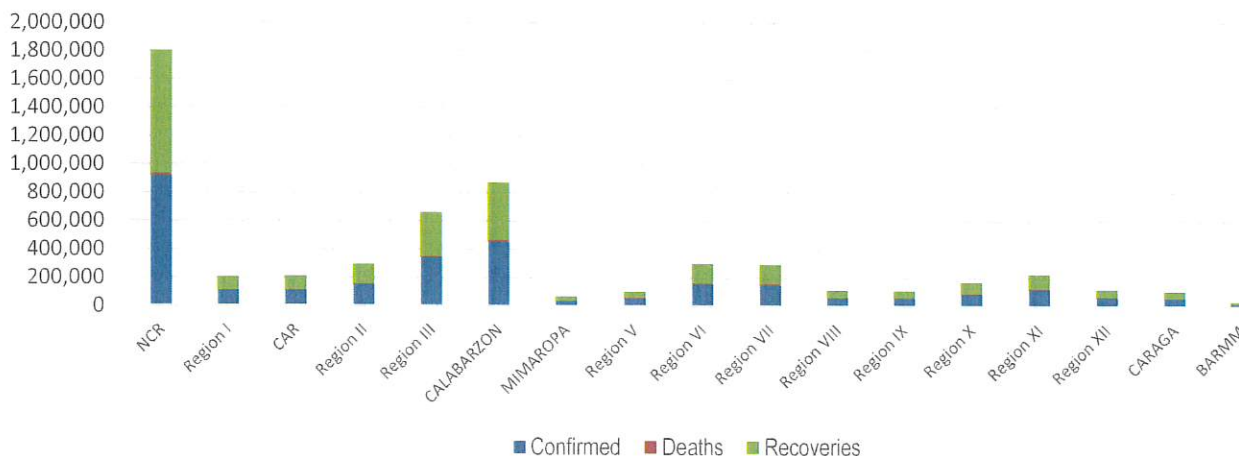


Source: WHO Global Data as of 21 January 2022

**PHILIPPINE SITUATION**

	TOTAL	NEW	REMARKS
<b>TOTAL CASES</b>	<b>3,493,447</b>	+18,191	
<b>ACTIVE CASES</b>	<b>226,521</b>		<b>6.5 %</b> Positivity Rate
<b>DEATHS</b>	<b>53,736</b>	+74	<b>1.54 %</b> Case Fatality Rate
<b>RECOVERIES</b>	<b>3,213,190</b>	+22,014	<b>92.0 %</b> Case Recovery Rate

Summary of Cases per Region

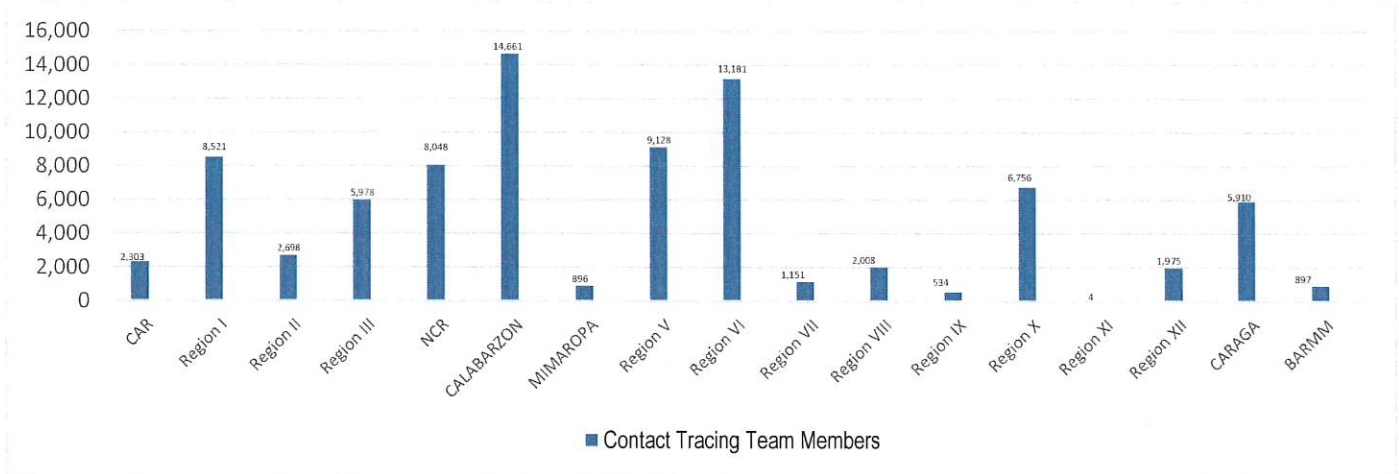


# P-D-I-T-R STRATEGY

With reference to the National Action Plan (NAP) for COVID-19, the National Task Force is intensifying efforts to PREVENT the spread of the COVID-19, TEST individuals, and communities, ISOLATE those that are identified to be confirmed cases, TREAT and provide with appropriate health care, and REINTEGRATE them back to the community.

## DETECT

DETECT entails active screening of those presenting with signs and symptoms of COVID-19 in the community as well as other disease surveillance activities. For this purpose, contact tracing teams have been organized and provided with appropriate training. Summary is as follows:



The overall results of contact tracing are summarized as follows:

<h1>1:4</h1> <p>Case: Close Contacts Ratio</p>	<h1>98%</h1> <p>Close Contacts Listed, Traced, and Assessed within 24 hours</p>
--	---

Data as of 19 January 2022

Also, part of DETECT strategy is the enhancement of the COVID-19 testing capacities of the country. For this purpose, testing laboratories are setup and provided with appropriate licensing. The summary is as follows:

<h1>310</h1> <p>Licensed RT-PCR and GeneXpert Laboratories</p>	<h1>19</h1> <p>Laboratories with Ongoing Licensing Applications</p>
--	---

The overall testing results is summarized as follows:

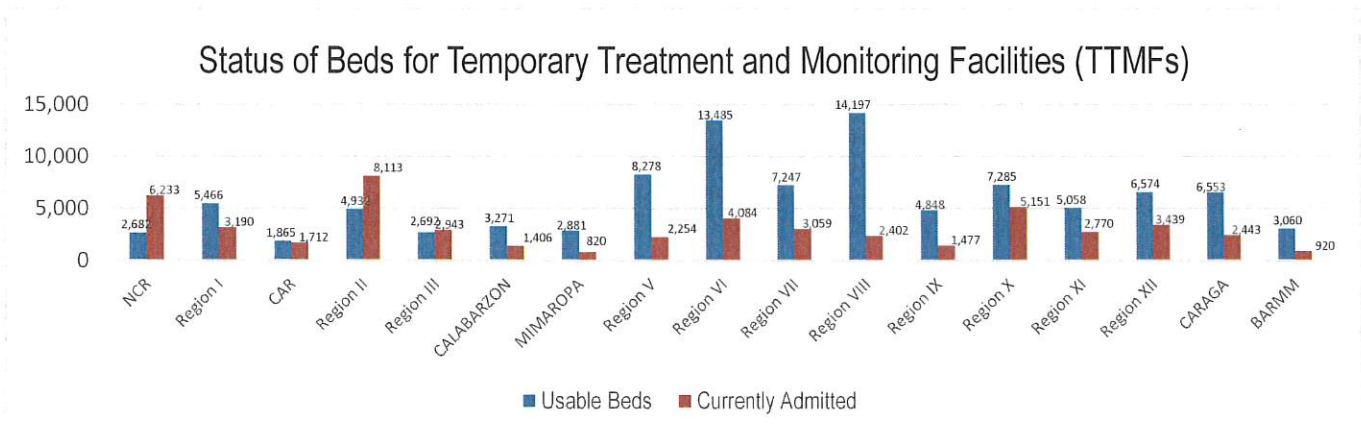
	TOTAL	NEW
TESTS CONDUCTED	25,833,069	-
UNIQUE INDIVIDUALS TESTED	24,297,953	-
POSITIVITY RATE	13.3%	
BACKLOGS	-	

To aid in the testing efforts, Mega Swabbing Sites have been established. The outputs of the Mega Swabbing Sites are as follows:

	TOTAL	NEW
ACT MOBILE TEAM	436,674	-
MOA ARENA	411,986	-
NINOY AQUINO STADIUM	455,432	-
PHILIPPINE SPORTS ARENA	624,910	-

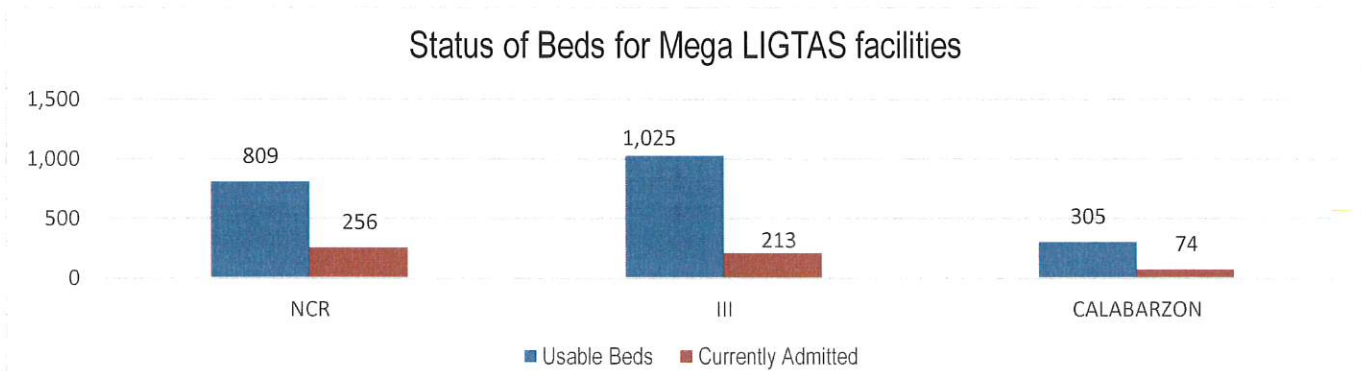
# ISOLATE

Isolate involves implementation of measures to separate those identified as exposed and confirmed cases and provide medical interventions to further prevent the spread of the disease. This strategy involves setting up of Temporary Treatment and Monitoring Facilities (TTMFs). The summary of TTMFs established is as follows:



Source: DOH as of 07 September 2021

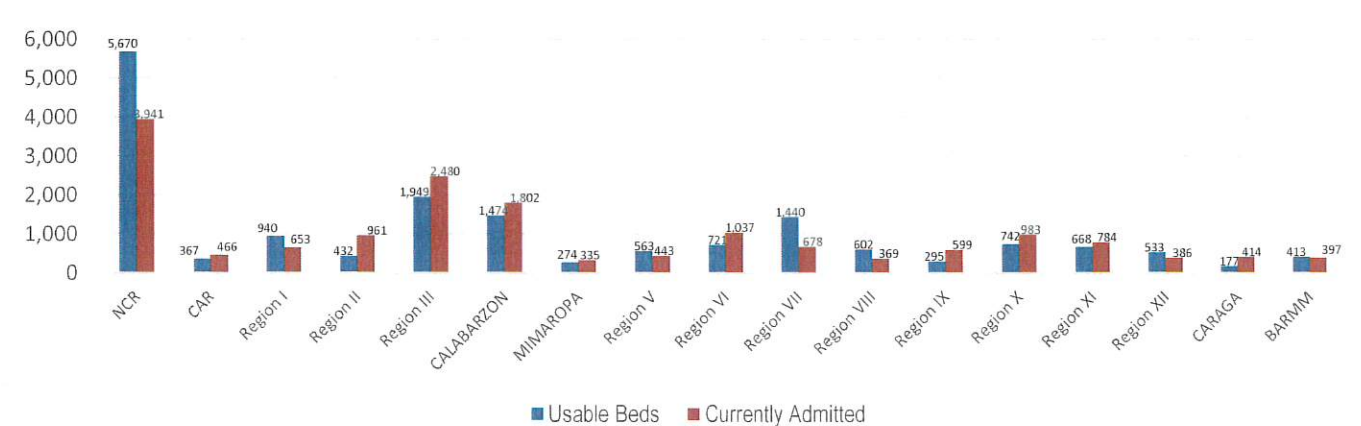
Aside from the TTMFs, Mega LIGTAS facilities have also been established. The summary of occupancies for the Mega LIGTAS facilities is as follows:



Source: DOH as of 15 October 2021

# TREAT

For the TREAT strategy, One Hospital Command has been established to facilitate a centralized referral system. Further, wards, isolation, and intensive care units are in operation to provide treatment services for COVID-19 positives. The occupancy rate for all beds dedicated to COVID-19 (Ward, Isolation, Intensive Care) among reporting hospitals is summarized as follows.



Source: DOH as of 07 September 2021

# DONATIONS MONITORING

In terms of resources, the following is the summary of total domestic and international donations received by the Philippine government, particularly various medical supplies, monitored by OCD in compliance with the Administrative Order No. 27, s. 2020, signed by the President of the Philippines on 31 March 2020.




# MANAGEMENT OF RETURNING OVERSEAS FILIPINOS

Returning Overseas Filipinos are provided with assistance by facilitating their arrival from different points of origin abroad until their return to their respective homes, and attend to their medical and social needs, in order to give them comfort, ensure their safety, and prevent the spread of COVID-19. The following is the summary of ROFs



For the Chairperson, NDRRMC:

  
**UNDERSECRETARY RICARDO B JALAD**  
Executive Director, NDRRMC and  
Administrator, OCD

**REFERENCES:** Reports from  
World Health Organization  
Office of Civil Defense  
Department of Health  
Department of the Interior and Local Government  
Department of Foreign Affairs

**ANNEXES:**  
Breakdown of Returning Overseas Filipinos  
Breakdown of Resource Management and Logistics

**NOTE:**  
Other reports are available upon request

**Breakdown of COVID-19 Cases per LGU**  
As of 26 January 2022

REGION / PROVINCE / CHARTERED CITY	CLOSE CONTACTS	SUSPECTED CASES	PROBABLE CASES	ACTIVE CONFIRMED	CUMULATIVE CONFIRMED	CUMULATIVE DEATHS	CUMULATIVE RECOVERIES
<b>GRAND TOTAL</b>	<b>5,776,352</b>	<b>1,195,625</b>	<b>245,918</b>	<b>179,397</b>	<b>2,933,114</b>	<b>73,344</b>	<b>2,683,059</b>
<b>NCR</b>	<b>3,596,177</b>	<b>970,122</b>	<b>240,307</b>	<b>32,621</b>	<b>916,595</b>	<b>14,516</b>	<b>869,458</b>
Caloocan		223,739	118,425	276	69,026	1,668	67,082
Malabon	259,017	93	21,172	335	24,713	691	23,687
Navotas	5,071	2,762	9,216	279	20,891	623	19,989
Valenzuela		20,332	1,027	814	42,895	895	41,186
Pasig	541,588	6,263	50,848	3,008	74,457	1,486	69,963
Pateros	35,171	32,245	2,926	204	9,533	105	9,224
Marikina	187,293	405	2,079	448	31,603	689	30,466
Taguig	102,094	96,486	5,608	599	56,807	441	55,767
Quezon City	1,433,626	487,445	-	16,164	251,184	1,646	233,374
Manila		339	-	1,167	86,075	1,605	83,303
Makati	252,170	22,145	1,484	2,171	50,338	1,018	47,149
Mandaluyong		44,607	25,528	2,011	33,650	655	30,984
San Juan	310,493	1,515	-	567	20,447	348	19,532
Muntinlupa	758	-	423	3,237	36,947	593	33,117
Parañaque	444,810	19,301	655	870	46,998	765	45,363
Las Piñas	12,286	12,296	676	114	32,873	717	32,042
Pasay	11,800	149	240	357	28,158	571	27,230
<b>CAR</b>	<b>339,131</b>	<b>38,093</b>	<b>0</b>	<b>9,877</b>	<b>110,448</b>	<b>2,353</b>	<b>98,199</b>
Abra	3,902	894	-	599	5,409	135	4,674
Apayao	6,473	2,566	-	414	9,216	116	8,684
Baguio City	194,153	9,584	-	3,353	38,772	770	34,641
Benguet	93,617	10,821	-	2,839	25,714	791	22,081
Ifugao	8,864	7,399	-	1,088	11,085	168	9,827
Kalinga	12,613	4,335	-	643	11,099	234	10,221
Mt. Province	19,509	2,494	-	941	9,153	139	8,071
<b>I</b>	<b>157,134</b>	<b>19,211</b>	<b>0</b>	<b>13,482</b>	<b>108,303</b>	<b>2,339</b>	<b>92,501</b>
Ilocos Norte	13,850	244	-	2,925	22,021	493	18,603
Ilocos Sur	43,134	1,573	-	1,756	19,418	243	17,424
La Union	28,786	10,737	-	4,354	25,441	597	20,503
Pangasinan	55,703	6,043	-	3,833	35,321	795	30,693
Dagupan City	15,661	614	-	614	6,102	211	5,278
<b>II</b>	<b>508</b>	<b>2,166</b>	<b>4</b>	<b>6,947</b>	<b>150,718</b>	<b>5,216</b>	<b>138,464</b>
Batanes	-	18	-	3	332	3	326
Cagayan	234	592	2	3,080	56,778	2,244	51,413
Isabela	149	1,137	2	2,513	65,877	2,119	61,211
Nueva Vizcaya	125	369	-	1,030	20,011	604	18,364
Quirino	-	50	-	321	7,720	246	7,150
<b>III</b>	<b>0</b>	<b>0</b>	<b>0</b>	<b>26,156</b>	<b>343,545</b>	<b>6,277</b>	<b>311,112</b>
Aurora	-	-	-	201	4,090	223	3,666
Bataan	-	-	-	3,793	38,812	495	34,524
Bulacan	-	-	-	8,077	131,692	1,638	121,977
Nueva Ecija	-	-	-	3,359	38,529	979	34,191
Pampanga	-	-	-	5,631	65,489	1,466	58,392
Tarlac	-	-	-	2,421	26,816	532	23,863
Zambales	-	-	-	649	11,992	480	10,863
Angeles City	-	-	-	1,498	18,359	301	16,560
Olongapo City	-	-	-	527	7,766	163	7,076
<b>CALABARZON</b>	<b>17,578</b>	<b>59,696</b>	<b>2,330</b>	<b>31,924</b>	<b>451,607</b>	<b>12,860</b>	<b>406,823</b>
Cavite	8798	13,462	17	14,441	154,618	3,390	136,787
Laguna	3475	13,388	657	8,548	114,612	3,161	102,903
Batangas	760	1,674	17	3,723	72,970	2,772	66,475
Rizal	4285	0	18	3,815	79,828	2,073	73,940
Quezon	260	31,172	1621	1,397	29,579	1,464	26,718
<b>MIMAROPA</b>	<b>65,517</b>	<b>13,881</b>	<b>268</b>	<b>1,626</b>	<b>35,724</b>	<b>1,118</b>	<b>32,509</b>
Occidental Mindoro	13,984	1,777	75	434	6,519	162	5,862
Oriental Mindoro	11,454	5,200	33	529	10,954	465	9,870
Marinduque	7,186	1,017	112	134	4,057	75	3,757
Romblon	10,830	3,465	10	182	4,895	90	4,615
Palawan	22,063	2,422	38	347	9,299	326	8,405
<b>V</b>	<b>13,852</b>	<b>760</b>	<b>1</b>	<b>8,976</b>	<b>56,122</b>	<b>2,036</b>	<b>45,110</b>
Albay	4,911	411	1	1,997	11,500	510	8,993
Camarines Norte	664	66	0	666	3,924	201	3,057
Camarines Sur	3,742	149	0	3,834	24,025	680	19,511
Catanduanes	1,226	35	0	252	3,069	116	2,701
Masbate	1,352	15	0	1,458	5,400	74	3,868
Sorsogon	842	83	0	577	7,973	450	6,946
Others	1,115	1	0	192	231	5	34
<b>VI</b>	<b>207,001</b>	<b>494</b>	<b>263</b>	<b>10,821</b>	<b>156,294</b>	<b>4,736</b>	<b>140,680</b>
Aklan	18,990	20	12	1,314	13,801	202	12,284

REGION / PROVINCE / CHARTERED CITY	CLOSE CONTACTS	SUSPECTED CASES	PROBABLE CASES	ACTIVE CONFIRMED	CUMULATIVE CONFIRMED	CUMULATIVE DEATHS	CUMULATIVE RECOVERIES
Antique	7,746	28	109	867	6,910	243	5,797
Capiz	24,445	32	13	963	10,516	373	9,177
Guimaras	4,776	6	0	79	3,268	160	3,027
Iloilo	51,641	214	9	1,891	36,178	1,098	33,174
Iloilo City	62,940	63	96	2,842	24,823	629	21,343
Negros Occidental	25,383	110	10	1,679	35,756	1,224	32,838
Bacolod City	11,080	21	14	1,186	25,042	807	23,040
<b>VII</b>	<b>6,381</b>	<b>2,425</b>	<b>2,172</b>	<b>2,376</b>	<b>148,739</b>	<b>6,363</b>	<b>140,031</b>
Bohol	976	636	17	190	20,177	591	19,409
Cebu	4,336	218	584	518	37,593	2,574	34,503
Negros Oriental	833	1,512	1,540	287	19,908	711	18,917
Siquijor	14	-	2	2	2,682	45	2,635
Cebu City	-	-	-	1,001	42,191	1,527	39,667
Lapu-Lapu City	49	-	-	202	13,871	472	13,200
Mandaue City	173	59	29	176	12,317	443	11,700
<b>VIII</b>	<b>171,122</b>	<b>974</b>	<b>1</b>	<b>3,911</b>	<b>59,204</b>	<b>635</b>	<b>54,658</b>
Leyte	44,428	360	-	1,380	21,250	157	19,713
Southern Leyte	18,616	178	-	131	5,894	42	5,721
Biliran	8,884	69	-	44	2,082	50	1,988
Samar	43,458	116	1	545	8,883	120	8,218
Eastern Samar	12,229	34	-	354	4,681	46	4,281
Northern Samar	14,929	114	-	434	4,603	87	4,082
Tacloban City	23,253	74	-	765	7,997	93	7,139
Ormoc City	5,325	10	-	258	3,814	40	3,516
Other Region	-	19	-	-	-	-	-
<b>IX</b>	<b>140,697</b>	<b>28,585</b>	<b>0</b>	<b>3,082</b>	<b>56,594</b>	<b>2,515</b>	<b>50,997</b>
Zamboanga Del Norte	16,511	3,379	0	263	10,957	540	10,154
Zamboanga Del Sur	44,456	3,285	0	1,011	15,317	563	13,743
Zamboanga Sibugay	8,464	1,642	0	211	4,312	236	3,865
Zamboanga City	71,183	19,378	0	1,473	24,385	1,120	21,792
Isabela City, Basilan	83	901	0	124	1,623	56	1,443
<b>X</b>	<b>0</b>	<b>5,202</b>	<b>0</b>	<b>7,365</b>	<b>86,887</b>	<b>3,492</b>	<b>79,324</b>
Cagayan De Oro City	-	1,831	0	2,675	22,795	1,111	20,770
Iligan City	-	338	0	462	4,854	429	4,292
Bukidnon	-	1,063	0	1,648	26,642	582	25,616
Camiguin	-	49	0	69	2,132	185	1,878
Lanao Del Norte	-	48	0	183	4,620	322	4,115
Misamis Occidental	-	642	0	821	9,956	354	8,781
Misamis Oriental	-	1,231	0	1,507	15,888	509	13,872
<b>XI</b>	<b>771,964</b>	<b>34,952</b>	<b>170</b>	<b>12,101</b>	<b>118,754</b>	<b>3,956</b>	<b>102,697</b>
Davao City	436,297	31,165	108	8,817	64,561	1,826	53,918
Davao De Oro	52,561	771	5	529	8,411	414	7,468
Davao Del Norte	104,781	1,381	39	1,522	21,316	828	18,966
Davao Del Sur	62,638	972	2	710	12,331	486	11,135
Davao Occidental	33,986	219	15	118	3,969	110	3,741
Davao Oriental	81,581	444	1	405	8,166	292	7,469
Other Regions	120	-	-	-	-	-	-
<b>XII</b>	<b>279,839</b>	<b>16,985</b>	<b>6</b>	<b>2,631</b>	<b>61,228</b>	<b>2,342</b>	<b>56,235</b>
General Santos City	21,415	4,954	-	894	15,751	581	14,273
North Cotabato	40,349	481	1	598	11,553	609	10,340
Sarangani	60,278	103	-	278	6,995	173	6,538
South Cotabato	128,872	11,012	5	641	19,472	745	18,083
Sultan Kudarat	28,925	435	-	220	7,457	234	7,001
<b>CARAGA</b>	<b>8,558</b>	<b>1,365</b>	<b>384</b>	<b>4,038</b>	<b>54,498</b>	<b>1,933</b>	<b>48,527</b>
Dinagat Islands	268	142	0	12	1,713	82	1,619
Butuan City	736	305	9	1,054	13,489	372	12,063
Cabadbaran City	331	63	6	118	1,518	31	1,369
Tandag City	215	21	9	112	1,894	89	1,693
Agusan Del Norte	823	225	26	303	4,742	187	4,252
Bayugan City	308	77	22	210	2,155	89	1,856
Agusan Del Sur	1,248	130	128	1,174	12,344	301	10,869
Surigao Del Norte	2,994	106	22	165	3,630	153	3,312
Surigao Del Sur	1,147	59	60	610	7,893	353	6,930
Surigao City	1	171	47	107	2,628	131	2,390
Bislig City	487	66	55	173	2,492	145	2,174
<b>BARMM</b>	<b>893</b>	<b>714</b>	<b>12</b>	<b>1,463</b>	<b>17,854</b>	<b>657</b>	<b>15,734</b>
Maguindanao	73	106	4	303	3,931	154	3,474
Lanao del Sur	723	200	1	582	6,358	238	5,538
Basilan	63	128	1	88	1,322	56	1,178
Sulu	34	235	6	50	1,026	34	942
Tawi-Tawi	0	45	0	1	196	19	176
Cotabato City	0	0	0	439	5,021	156	4,426

Sources: OCDROs

Note: Decrease in figures of cumulative data is due to ongoing validation.



Republic of the Philippines  
 INTER-AGENCY TASK FORCE  
 FOR THE MANAGEMENT OF EMERGING INFECTIOUS DISEASE  
 NATIONAL TASK FORCE - COVID-19  
**TASK GROUP RESOURCE MANAGEMENT AND LOGISTICS**



**Situation Report**  
 As of 27 January 2022

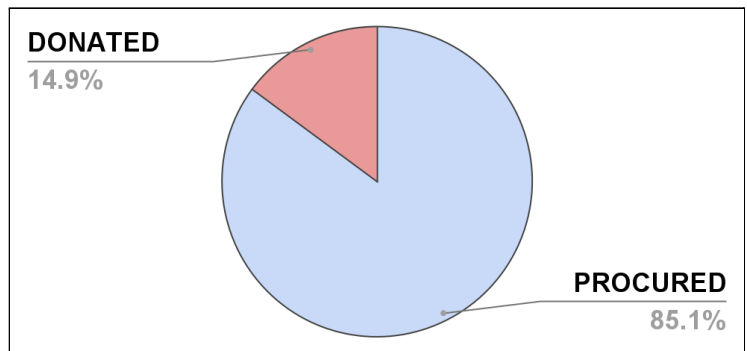
**I. DOH-OCD DISTRIBUTION OF SUPPLIES**

PARTICULARS	DISPATCHED (PROCURED)	DISPATCHED (DONATED)	DISPATCHED (TOTAL)
Protective Gown	5,509,879	181,635	5,691,514
Protective Suit (Clothing)	5,969,794	213,305	6,183,099
Masks (Surgical)	23,357,079	8,417,576	31,774,655
Head Cover	5,952,274	35,250	5,987,524
Shoe Cover	6,321,149	82,620	6,403,769
Gloves (Surgical)	14,307,812	1,175,900	15,483,712
Goggles	1,050,811	284,498	1,335,309
Masks (N95)	6,224,329	432,025	6,656,354
Masks (KN95)	2,986,742	793,648	3,780,390
Face Shield	4,797,169	439,507	5,236,676
Non-Invasive Ventilator	0	30	30
Alcohol (500ml)	12,608	46,832	59,440

Most distributed medical supply (Procured)	Surgical Mask (23,357,079) pieces
Most distributed medical supply (Donated)	Surgical Mask (8,417,576) pieces
Average Dispatch Percentage (Combined)	96.55%

**II. SUMMARY OF PROCURED AND DONATED ITEMS**

Total Items Dispatched	114,523,573 individual pieces
Total Procured Items Dispatched	97,467,814 individual pieces
Total Donated Items Dispatched	17,055,759 individual pieces



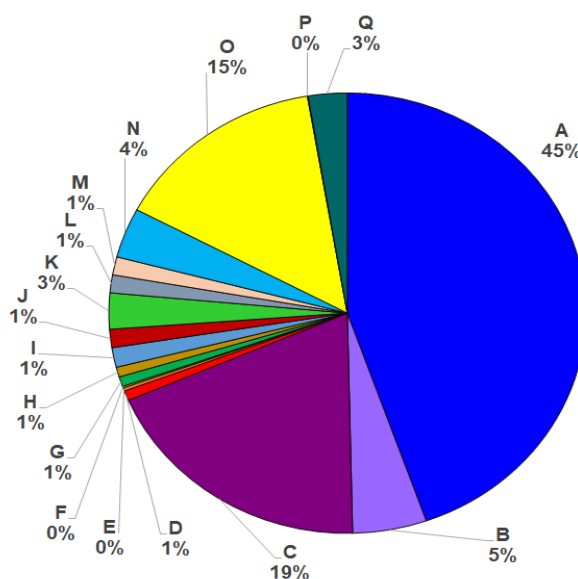
**III. STATUS OF PROCURED COVID-19 ANTIGEN KITS**

BATCH	TOTAL PROCURED	TOTAL DISPATCHED	BALANCE
BATCH 1 (ABBOTT)	500,000	500,000	0
		100.00%	0.00%
BATCH 2 (SD BIOSENSOR)	50,000	50,000	0
		100.00%	0.00%
BATCH 3 (RAPIGEN)	15,500	15,500	0
		100.00%	0.00%

IV. DONATIONS MONITORING (as of 20 April 2021)

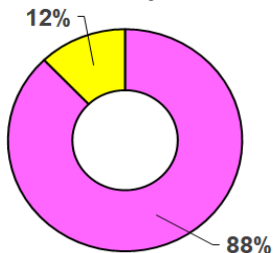
A. Financial Donations Received by OCD

A	AFP	P 16,901,934.27
B	ANONYMOUS	P 1,903,100.00
C	BJMP	P 7,151,337.94
D	DBM	P 273,170.00
E	DENR	P 88,500.00
F	DILG	P 45,000.00
G	DOE	P 273,165.10
H	DOJ	P 273,165.00
I	MALACAÑANG	P 546,330.20
J	MMDA	P 510,000.00
K	NICA	P 1,000,000.00
L	NSC	P 500,000.00
M	OCD	P 499,700.00
N	PHILIPPINE MARINE	P 1,390,350.00
O	PHILIPPINE NAVY	P 5,506,950.00
P	PRIVATE DONATIONS	P 15,000.00
Q	TRANSGLOBAL CONSOLIDATIONS	P 1,000,000.00



**DOMESTIC CASH DONATIONS RECEIVED BY OCD**  
**PHP 37,877,702.51**

B. Summary of Utilization for Cash Donations (as of 20 April 2021)




Total Cash Donations Received by OCD	Php 37,877,702.51
Cash Donations Utilized	Php 33,279,155.13
Funds Available	Php 4,583,547.38

C. Donations Summary

	DOMESTIC DONATION	INTERNATIONAL DONATION	GRAND TOTAL
MEDICAL SUPPLIES AND EQUIPMENT	8434	556	8990
WATER AND FOOD ITEMS	1960	4	1964
NON-FOOD ITEMS	1356	32	1388
SERVICES	164	6	170
CASH	163	-	163
VARIOUS DONATIONS	131	24	155
OTHERS	37	-	37
VACCINES	7	5	12
RENTALS	3	-	3
<b>Total</b>	<b>12255</b>	<b>627</b>	<b>12882</b>

Prepared by:

  
**JOEL G. EUGENIO**  
Duty Staff

Reviewed by

  
**JOSE ANGELO A MANGAOANG**  
Officer-on-duty

Approved by:

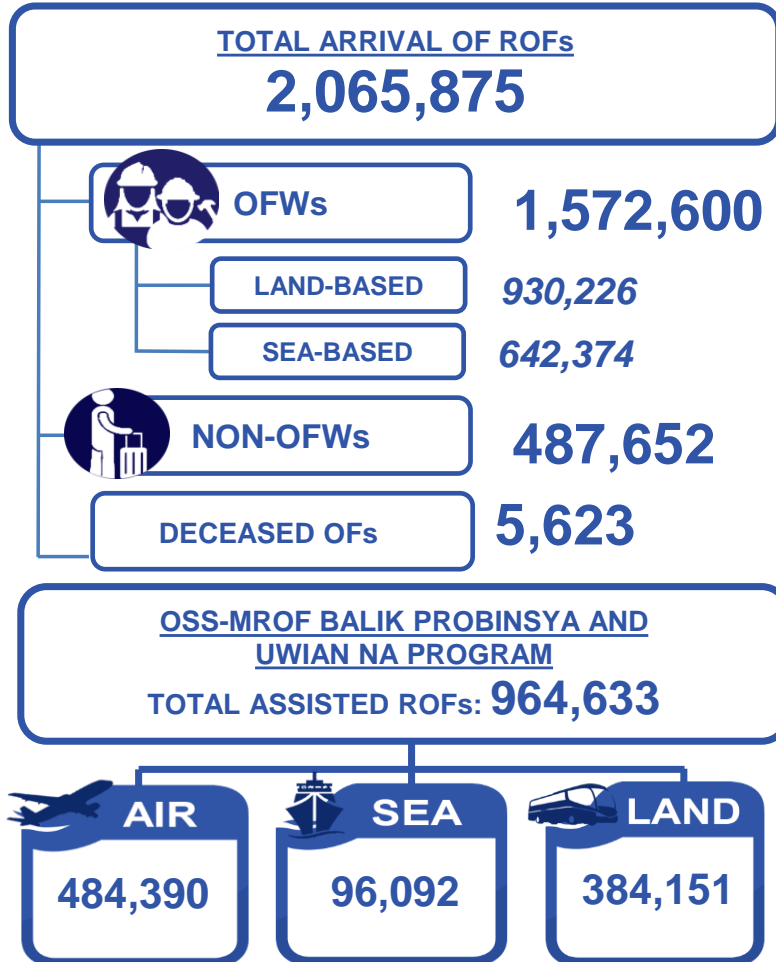
  
**DIRECTOR BERNARDO RAFAELITO R ALEJANDRO IV, CESO IV, MNSA**  
Head, Task Group Resource Management and Logistics





## Task Group on Management of Returning Overseas Filipinos

Summary Report  
 26 January 2022



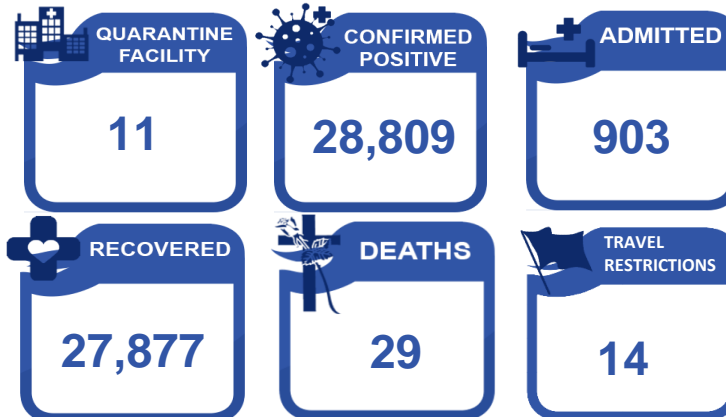
**OWWA COVID-19 RELATED ASSISTANCE TO OFWs**

RETURNED TO HOME REGIONS : 802,538  
 OFW KALINGA : 829,067

**TOTAL NO. OF RETURNING FILIPINOS FROM SABAH**

**3,289**

**HEALTH STATUS of ROFs**





Republic of the Philippines  
INTER-AGENCY TASK FORCE  
FOR THE MANAGEMENT OF EMERGING INFECTIOUS DISEASE  
NATIONAL TASK FORCE AGAINST COVID-19



Task Group on Management of Returning Overseas Filipinos

TG-MROF Daily Operational Report as of 26 January 2022

ARRIVALS

ROFs	TOTAL ARRIVAL ON AIRPORTS: 1,989,683														GRAND TOTAL ARRIVAL OF ROFs	
	NINYO AQUINO INTERNATIONAL AIRPORT						CLARK INTERNATIONAL AIRPORT		MACTAN-CEBU INTERNATIONAL AIRPORT		LAOAG AIRPORT	DAVAO AIRPORT	SUBIC AIRPORT	BOHOL-PANGLAO AIRPORT		
	Terminal 1 (23 April 2020 - 25 January 2022)		Terminal 2 (23 April 2020 - 25 January 2022)		Terminal 3 (08 July 2020 - 25 January 2022)		(05 June 2020 - 25 January 2022)		(28 June 2020 - 25 January 2022)		(18 June - 25 Jan. 2022)	(27 June - 25 Jan. 2022)	(18 June - 25 Jan. 2022)	(Nov. 18 - 25 Jan. 2022)		
	Now	Cumulative	Now	Cumulative	Now	Cumulative	Now	Cumulative	Now	Cumulative	Cumulative	Cumulative	Cumulative	Cumulative		
<b>SUBTOTAL</b>	<b>843</b>	<b>502,052</b>	<b>1,360</b>	<b>621,246</b>	<b>640</b>	<b>434,373</b>	<b>526</b>	<b>214,175</b>	<b>199</b>	<b>182,598</b>	<b>405</b>	<b>14,809</b>	<b>19,905</b>	<b>120</b>	<b>3,688</b>	<b>2,065,875</b>
<b>OFWs</b>	610	421,398	639	396,000	327	317,299	459	192,809	144	143,412	381	11,605	19,037	120	2,299	1,572,600
Land-based	529	316,194	169	238,987	229	178,997	312	106,032	113	60,917	352	10,781	17,878	88	1,352	930,226
Sea-based	81	105,204	470	157,013	98	138,302	147	86,777	31	82,495	29	824	1,159	2	947	642,374
<b>NON-OFWs</b>	<b>233</b>	<b>80,654</b>	<b>721</b>	<b>225,246</b>	<b>313</b>	<b>117,074</b>	<b>67</b>	<b>21,366</b>	<b>55</b>	<b>39,186</b>	<b>24</b>	<b>3,204</b>	<b>868</b>	<b>30</b>	<b>1,389</b>	<b>487,652</b>
Deceased OFWs	0	5,623													0	5,623

ROFs	TOTAL ARRIVAL ON SEAPORTS: 70,569													
	MANILA		CEBU		SUBIC		BATAAN		TAWI-TAWI/ZAMBOANGA		DAVAO		BATANGAS	
	Now	Cumulative	Now	Cumulative	Now	Cumulative	Now	Cumulative	Now	Cumulative	Now	Cumulative	Now	Cumulative
	Now	Cumulative	Now	Cumulative	Now	Cumulative	Now	Cumulative	Now	Cumulative	Now	Cumulative	Now	Cumulative
<b>SUBTOTAL</b>	<b>78</b>	<b>63,416</b>	<b>19</b>	<b>932</b>	<b>0</b>	<b>1,285</b>	<b>23</b>	<b>1,233</b>	<b>0</b>	<b>3,289</b>	<b>0</b>	<b>97</b>	<b>0</b>	<b>317</b>
<b>OFWs</b>	78	63,416	19	932	0	1,285	23	1,233	0	3,289	0	97	0	317
Sea-based	78	63,416	19	932	0	1,285	23	1,233	0	3,289	0	97	0	317

Sources: 1) OSS Report dated 24 January 2022, 2) BOQ Report No. 616 dated 25 January 2022, 3) BOQ Human Remains Report No. 559 dated 25 January 2022, and 4) OCD BARM Report dated 22 May 2021.

QUARANTINE

ROFs IN TREATMENT AND MONITORING FACILITIES								
No. of QFs	Confirmed Positive		Admitted		Recovered		Deaths	
	Now	Cumulative	Now	Cumulative	Now	Cumulative	Now	Cumulative
	11	124	28,809	0	903	129	27,877	0

Source: 1) BOQ Report No. 613 dated 23 January 2022. (Note: Figures from previous reports may differ due to data verification process.)

OSS-MROF BALIK PROBINSYA & UWIAN NA PROGRAM  
( May 25, 2020 - January 22, 2022)

ROFs ASSISTED THRU THEIR DESTINATION	MODE OF TRANSPORTATION			GRAND TOTAL
	Air (NAIA T2)	Land (PITX)	Sea (N. Harbor)	
	Cumulative	Cumulative	Cumulative	
	484,390	384,151	96,092	964,633

Sources: 1) OSS Report as of 22 January 2022, 2) PITX Report (Uwian Na Program) dated 23 January 2022, and 3) DOTr (Hatid Tulong Program) Report dated 14 May 2021. \*Data starting from June 2 includes LSI and APOR. (Note: Figures from previous reports may differ due to data verification process.)

RETURNING FILIPINOS FROM SABAH

TOTAL NO. OF RETURNING FILIPINOS FROM SABAH:		3,289
First Batch	July 5, 2020	395
Second Batch	July 29, 2020	394
Third Batch	August 13, 2020	400
Fourth Batch	August 28, 2020	379
Fifth Batch	September 24, 2020	400
Sixth Batch	November 12, 2020	151
Seventh Batch	December 13-20, 2020	Failed deportation due to force majeure
Eighth Batch	March 7, 2021	316
Ninth Batch	April 17, 2021	358
Tenth Batch	May 22, 2021	496

As of June 21, 2021, 4,683 remaining Filipinos are still in Sabah for transfer.

Source: 1) OCD BARM Report dated 22 May 2021. (Note: Figures from previous reports may differ due to data verification process.)

OWWA COVID-19 RELATED ASSISTANCE TO OFWs  
(March 2020 - November 2021)

Returned to Home Regions	802,538
OFW Kalinga	829,067

Source: 1) OWWA Monitoring Report dated November 2021.

REMAINS OF DECEASED OFs

COUNTRY OF ORIGIN	NOW		CUMULATIVE		CAUSE OF DEATH	
	Now	Cumulative	Now	Cumulative	Now	Cumulative
<b>TOTAL</b>	<b>0</b>	<b>5,623</b>				<b>5,623</b>
Saudi Arabia	0	798			COVID-19	633
USA	0	287				
United Arab Emirates	0	149			NON COVID-19	4,990
Qatar	0	67				
Kuwait	0	51				
Others	0	4,271				

Source: 1) BOQ Human Remains Report No. 556 dated 23 January 2022. (Note: Figures from previous reports may differ due to data verification process.)

COUNTRIES TRAVEL CLASSIFICATION

GREEN LIST			
Bangladesh	Saba (The Kingdom of Netherlands)	Pakistan	Kyrgyzstan
British Virgin Islads	Timor-Leste (East Timor)	Saint Barthelemy	Niger
Djibouti	Benin	Sint Eustasius	Paraguay
The Gambia	China (Mainland)	Uganda	Senegal
Hong Kong (SAR)	Equatorial Guinea	Bhutan	Taiwan
Japan	Ghana	Falkland Islands (Malvinas)	
Montserrat	India	Cote d'Ivoire (Ivory Coast)	
Oman	Kosovo	Guinea	
Sierra Leone	Morocco	Indonesia	

YELLOW LIST			
All other countries/territories/jurisdictions not otherwise listed.			

RED LIST			
Antigua and Barbuda		Mayotte	
Curacao		Saudi Arabia	
Malta		U.S. Virgin Islands	
Puerto Rico (U.S)		Canada	
Spain		Iceland	
Aruba		Mozambique	
French Guiana		Somalia	

Classification of "Green", "Yellow", and "Red" shall be effective from January 15, to 31, 2022. Source: 1) IATF Resolution 157-B s. 2021 dated 13 January 2022.

Prepared by:

(SGD)  
SHARMAIN B. TUYAY  
Duty Staff

Reviewed by:

(SGD)  
MARVIN T MANZANO, MDRM  
Officer, TG MROF Coordination Center

Approved by:

(SGD)  
DIR. BERNARDO RAFAELITO R ALEJANDRO IV, CESO IV, MNSA  
Head, TG MROF Coordination Center

Republic of the Philippines  
Inter-Agency Task Force  
FOR THE MANAGEMENT OF EMERGENCY INFECTIOUS DISEASE  
NATIONAL TASK FORCE COVID-19  
**Task Group on Management of Returning Overseas Filipinos**

**NARRATIVE REPORT**  
**26 January 2022**

---

ACTIONS TAKEN: Management of Returning Overseas Filipinos (MROF)

The Task Group on Management of Returning Overseas Filipinos (TG-MROF) was created by the National Incident Command-National Task Force COVID 19 to solely cater to the medical and social needs of Returning Overseas Filipinos (ROFs). The TG-MROF in coordination with various government agencies, private entities, and other task groups created to respond with the prevailing crisis, regional task units, and local government agencies that are task to facilitate the safe return of the ROFs back to their home provinces.

**Members:** DND, DOTr, DOLE, DILG, DFA, DOT, DSWD, DOH, OCD, OWWA, BOQ, CAAP, MARINA, PCG, PNP and AFP

**ARRIVALS:** As of 25 January 2022, a total of **2,065,875 Returning Overseas Filipinos (ROFs)** arrived at the NAIA Terminals 1, 2, and 3, Clark International Airport, Mactan-Cebu International Airport, Laoag International Airport, South Harbor, Subic, Bataan, Zamboanga, and Batangas Port. Of which, a total of **1,572,600** are **OFWs** (**930,226** are **land-based** and **642,374** are **sea-based**) and **487,652** are **non-OFWs**.

A total of **5,623 deceased ROFs** had arrived in the country from 07 July 2020 – 24 January 2022. Of which, **633** died due to COVID-19.

**QUARANTINE:** As of 25 January 2022, a total of **28,809** ROFs were confirmed positive with COVID-19. Of which, **903** are admitted at **11** quarantine facilities, **27,877** were able to recover and **29** died.

**OSS-MROF BALIK PROBINSYA AND UWIAN NA PROGRAM:** As of 25 January 2022, a total of **964,633** ROFs were assisted back to their home provinces. Of which, **384,151** were assisted by land, **484,390** by air, and **96,092** by sea.

**OWWA COVID-19 RELATED ASSISTANCE TO OFWs:** From March 2020 to 10 October, 2021, a total of **829,067** OFWs were assisted by OWWA on their “Returned to Home Regions” program and **801,037** OFWs are also assisted through “OFW Kalinga” program.

**RETURNING FILIPINOS (REFs) from SABAH:** As of 22 May 2021, a total of **3,289** REFs from Sabah had arrived in the country. While as of 21 June 2021, a total of **4,683** remaining Filipinos are still in Sabah for transfer.

**TRAVEL BANNED COUNTRIES:** As of 13 December 2021, the IATF approved the imposition of travel restriction on 14 countries by placing it under the Red List while 32 countries were listed under Green List effective from January 15, 2022 until January 31, 2022.

Prepared by:

(SGD)  
**SHARMAIN B. TUYAY**  
Duty Staff

Reviewed by:

(SGD)  
**MR MARVIN T. MANZANO**  
Officer, TG MROF Coordination Center

Approved by:

(SGD)  
**DIR. BERNARDO RAFAELITO R. ALEJANDRO IV, CESO IV, MNSA**  
Head, TG MROF Coordination Center