



REPUBLIC OF THE PHILIPPINES
NATIONAL DISASTER RISK REDUCTION AND MANAGEMENT COUNCIL

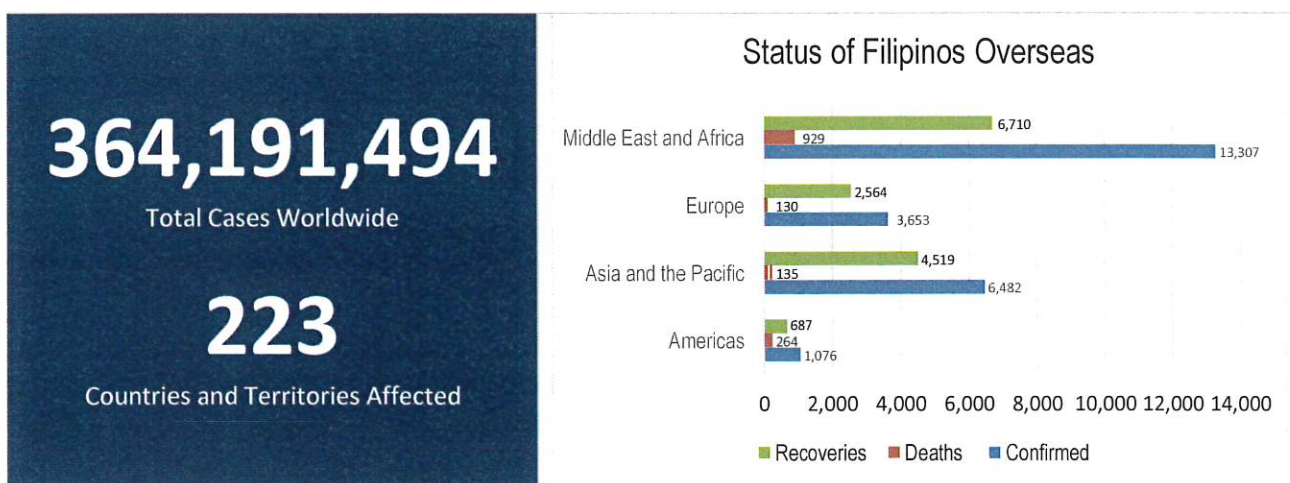
National Disaster Risk Reduction and Management Center, Camp Aguinaldo, Quezon City, Philippines

NATIONAL TASK FORCE
CORONAVIRUS DISEASE-2019
SITUATIONAL REPORT NO. 669

Issued on 1200H, 30 January 2022

Report Coverage: 29 January 2022

GLOBAL SITUATION

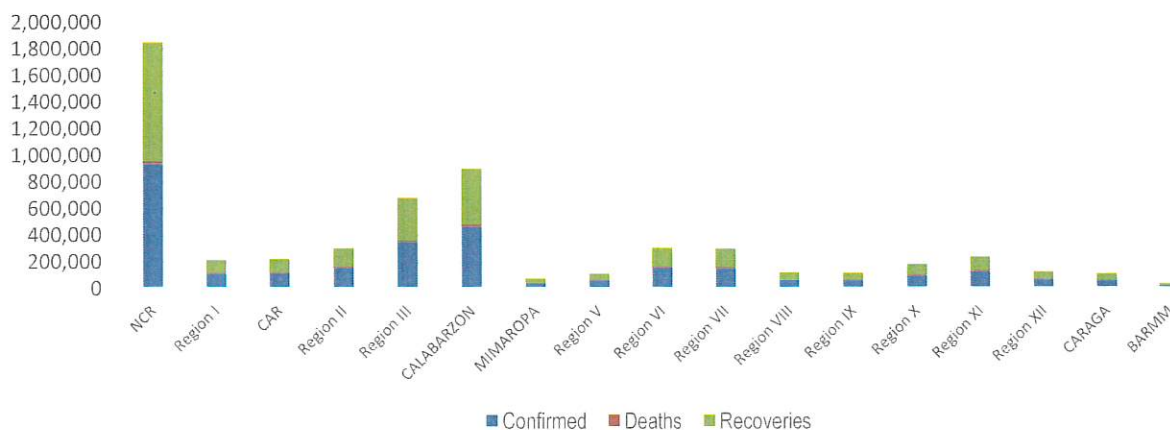


Source: WHO Global Data as of 28 January 2022

PHILIPPINE SITUATION

	<i>TOTAL</i>	<i>NEW</i>	<i>REMARKS</i>
TOTAL CASES	3,545,680	+16,953	
ACTIVE CASES	202,864		5.7 % Positivity Rate
DEATHS	53,891	+20	1.52 % Case Fatality Rate
RECOVERIES	3,288,925	+27,638	92.8 % Case Recovery Rate

Summary of Cases per Region

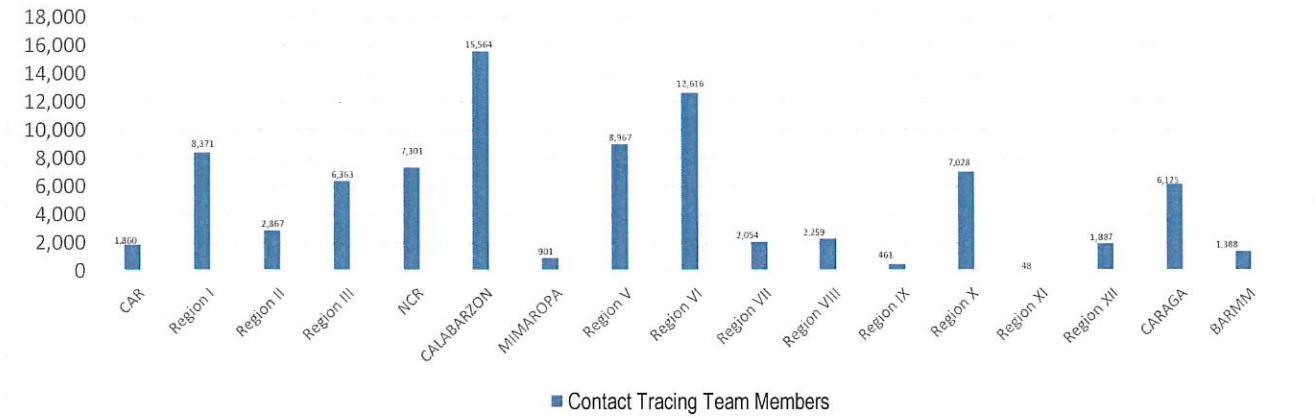


P-D-I-T-R STRATEGY

With reference to the National Action Plan (NAP) for COVID-19, the National Task Force is intensifying efforts to PREVENT the spread of the COVID-19, TEST individuals, and communities, ISOLATE those that are identified to be confirmed cases, TREAT and provide with appropriate health care, and REINTEGRATE them back to the community.

DETECT

DETECT entails active screening of those presenting with signs and symptoms of COVID-19 in the community as well as other disease surveillance activities. For this purpose, contact tracing teams have been organized and provided with appropriate training. Summary is as follows:



The overall results of contact tracing are summarized as follows:

<h1>1:3</h1> <p>Case: Close Contacts Ratio</p>	<h1>99%</h1> <p>Close Contacts Listed, Traced, and Assessed within 24 hours</p>
--	---

Data as of 27 January 2022

Also, part of DETECT strategy is the enhancement of the COVID-19 testing capacities of the country. For this purpose, testing laboratories are setup and provided with appropriate licensing. The summary is as follows:

<h1>310</h1> <p>Licensed RT-PCR and GeneXpert Laboratories</p>	<h1>19</h1> <p>Laboratories with Ongoing Licensing Applications</p>
--	---

The overall testing results is summarized as follows:

	TOTAL	NEW
TESTS CONDUCTED	25,833,069	-
UNIQUE INDIVIDUALS TESTED	24,297,953	-
POSITIVITY RATE	13.3%	
BACKLOGS	-	

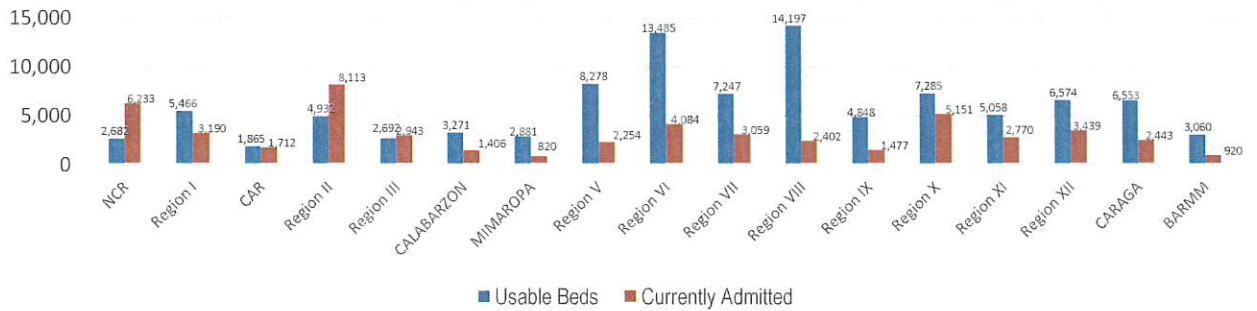
To aid in the testing efforts, Mega Swabbing Sites have been established. The outputs of the Mega Swabbing Sites are as follows:

	TOTAL	NEW
ACT MOBILE TEAM	436,674	-
MOA ARENA	411,986	-
NINOY AQUINO STADIUM	455,432	-
PHILIPPINE SPORTS ARENA	624,910	-

ISOLATE

Isolate involves implementation of measures to separate those identified as exposed and confirmed cases and provide medical interventions to further prevent the spread of the disease. This strategy involves setting up of Temporary Treatment and Monitoring Facilities (TTMFs). The summary of TTMFs established is as follows:

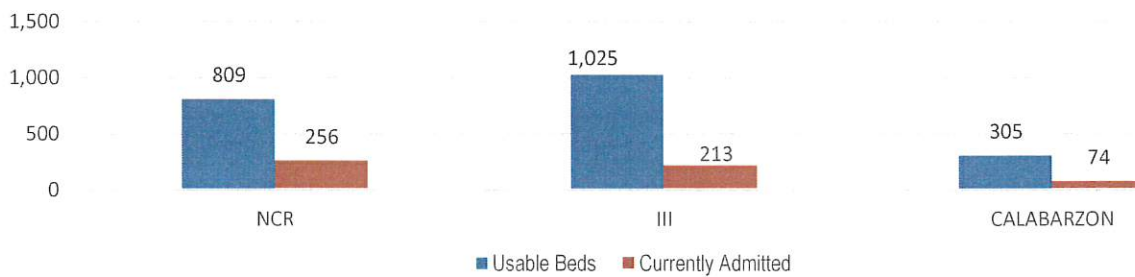
Status of Beds for Temporary Treatment and Monitoring Facilities (TTMFs)



Source: DOH as of 07 September 2021

Aside from the TTMFs, Mega LIGTAS facilities have also been established. The summary of occupancies for the Mega LIGTAS facilities is as follows:

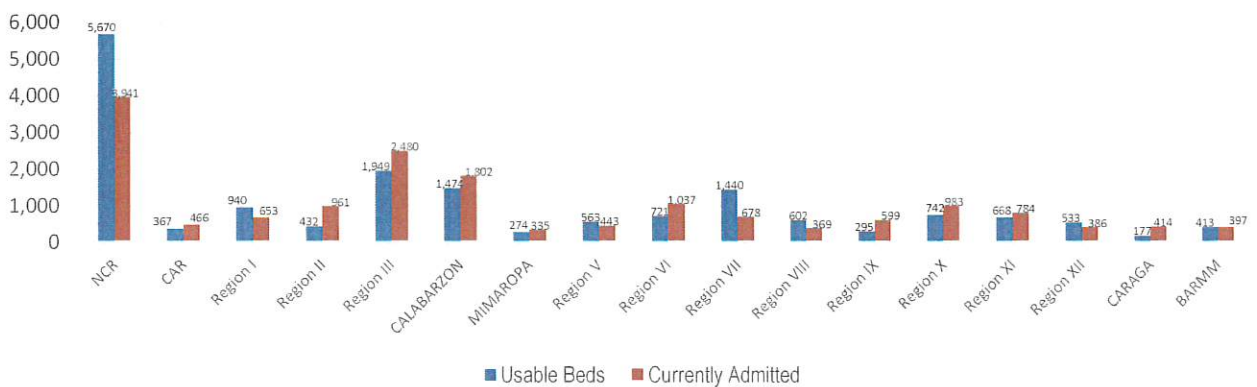
Status of Beds for Mega LIGTAS facilities



Source: DOH as of 15 October 2021

TREAT


For the TREAT strategy, One Hospital Command has been established to facilitate a centralized referral system. Further, wards, isolation, and intensive care units are in operation to provide treatment services for COVID-19 positives. The occupancy rate for all beds dedicated to COVID-19 (Ward, Isolation, Intensive Care) among reporting hospitals is summarized as follows.



Source: DOH as of 07 September 2021


DONATIONS MONITORING

In terms of resources, the following is the summary of total domestic and international donations received by the Philippine government, particularly various medical supplies, monitored by OCD in compliance with the Administrative Order No. 27, s. 2020, signed by the President of the Philippines on 31 March 2020.




MANAGEMENT OF RETURNING OVERSEAS FILIPINOS

Returning Overseas Filipinos are provided with assistance by facilitating their arrival from different points of origin abroad until their return to their respective homes, and attend to their medical and social needs, in order to give them comfort, ensure their safety, and prevent the spread of COVID-19. The following is the summary of ROFs



For the Chairperson, NDRRMC:


UNDERSECRETARY RICARDO B JALAD
Executive Director, NDRRMC and
Administrator, OCD

REFERENCES: Reports from
World Health Organization
Office of Civil Defense
Department of Health
Department of the Interior and Local Government
Department of Foreign Affairs

ANNEXES:
Breakdown of Returning Overseas Filipinos
Breakdown of Resource Management and Logistics

NOTE:
Other reports are available upon request



Republic of the Philippines
 INTER-AGENCY TASK FORCE
 FOR THE MANAGEMENT OF EMERGING INFECTIOUS DISEASE
 NATIONAL TASK FORCE - COVID-19
TASK GROUP RESOURCE MANAGEMENT AND LOGISTICS



Situation Report
 As of 28 January 2022

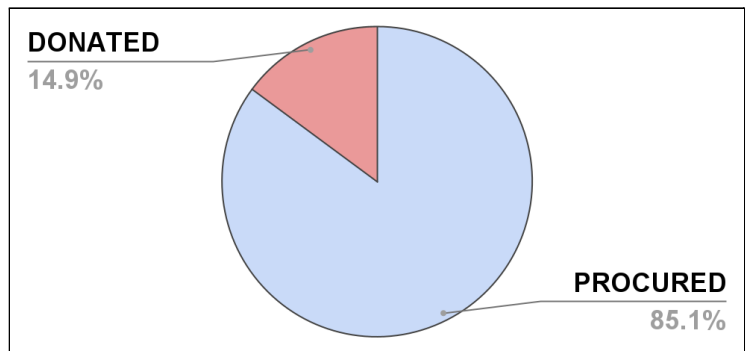
I. DOH-OCD DISTRIBUTION OF SUPPLIES

PARTICULARS	DISPATCHED (PROCURED)	DISPATCHED (DONATED)	DISPATCHED (TOTAL)
Protective Gown	5,509,879	181,635	5,691,514
Protective Suit (Clothing)	5,969,794	213,305	6,183,099
Masks (Surgical)	23,357,079	8,417,576	31,774,655
Head Cover	5,952,274	35,250	5,987,524
Shoe Cover	6,321,149	82,620	6,403,769
Gloves (Surgical)	14,307,812	1,175,900	15,483,712
Goggles	1,050,811	284,498	1,335,309
Masks (N95)	6,224,329	432,025	6,656,354
Masks (KN95)	2,986,742	793,648	3,780,390
Face Shield	4,797,169	439,507	5,236,676
Non-Invasive Ventilator	0	30	30
Alcohol (500ml)	12,608	46,832	59,440

Most distributed medical supply (Procured)	Surgical Mask (23,357,079) pieces
Most distributed medical supply (Donated)	Surgical Mask (8,417,576) pieces
Average Dispatch Percentage (Combined)	96.55%

II. SUMMARY OF PROCURED AND DONATED ITEMS

Total Items Dispatched	114,523,573 individual pieces
Total Procured Items Dispatched	97,467,814 individual pieces
Total Donated Items Dispatched	17,055,759 individual pieces



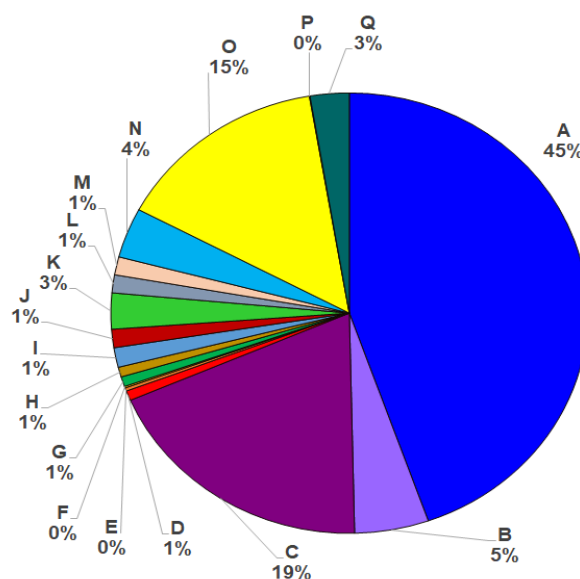
III. STATUS OF PROCURED COVID-19 ANTIGEN KITS

BATCH	TOTAL PROCURED	TOTAL DISPATCHED	BALANCE
BATCH 1 (ABBOTT)	500,000	500,000	0
		100.00%	0.00%
BATCH 2 (SD BIOSENSOR)	50,000	50,000	0
		100.00%	0.00%
BATCH 3 (RAPIGEN)	15,500	15,500	0
		100.00%	0.00%

IV. DONATIONS MONITORING (as of 20 April 2021)

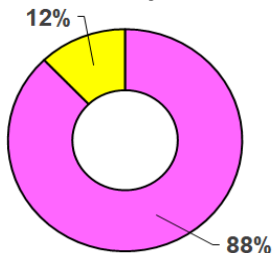
A. Financial Donations Received by OCD

A	AFP	P 16,901,934.27
B	ANONYMOUS	P 1,903,100.00
C	BJMP	P 7,151,337.94
D	DBM	P 273,170.00
E	DENR	P 88,500.00
F	DILG	P 45,000.00
G	DOE	P 273,165.10
H	DOJ	P 273,165.00
I	MALACAÑANG	P 546,330.20
J	MMDA	P 510,000.00
K	NICA	P 1,000,000.00
L	NSC	P 500,000.00
M	OCD	P 499,700.00
N	PHILIPPINE MARINE	P 1,390,350.00
O	PHILIPPINE NAVY	P 5,506,950.00
P	PRIVATE DONATIONS	P 15,000.00
Q	TRANSGLOBAL CONSOLIDATIONS	P 1,000,000.00



DOMESTIC CASH DONATIONS RECEIVED BY OCD
PHP 37,877,702.51

B. Summary of Utilization for Cash Donations (as of 20 April 2021)




Total Cash Donations Received by OCD	Php 37,877,702.51
Cash Donations Utilized	Php 33,279,155.13
Funds Available	Php 4,583,547.38

C. Donations Summary

	DOMESTIC DONATION	INTERNATIONAL DONATION	GRAND TOTAL
MEDICAL SUPPLIES AND EQUIPMENT	8434	556	8990
WATER AND FOOD ITEMS	1960	4	1964
NON-FOOD ITEMS	1356	32	1388
SERVICES	164	6	170
CASH	163	-	163
VARIOUS DONATIONS	131	24	155
OTHERS	37	-	37
VACCINES	7	5	12
RENTALS	3	-	3
Total	12255	627	12882

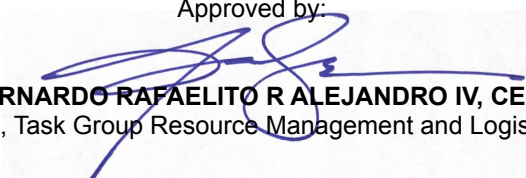
Prepared by:


GERRY JONES M BASILIO
 Duty Staff

Reviewed by


JOSE ANGELO A MANGAOANG
 Officer-on-duty

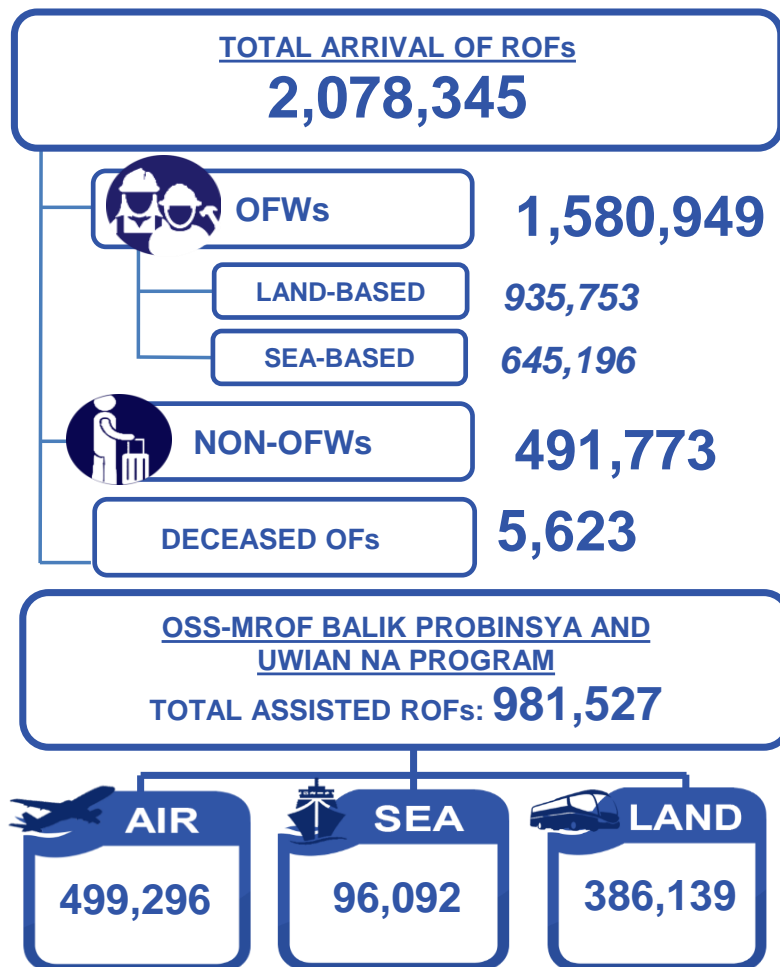
Approved by:


DIRECTOR BERNARDO RAFAELITO R ALEJANDRO IV, CESO IV, MNSA
 Head, Task Group Resource Management and Logistics



Task Group on Management of Returning Overseas Filipinos

Summary Report
 29 January 2022



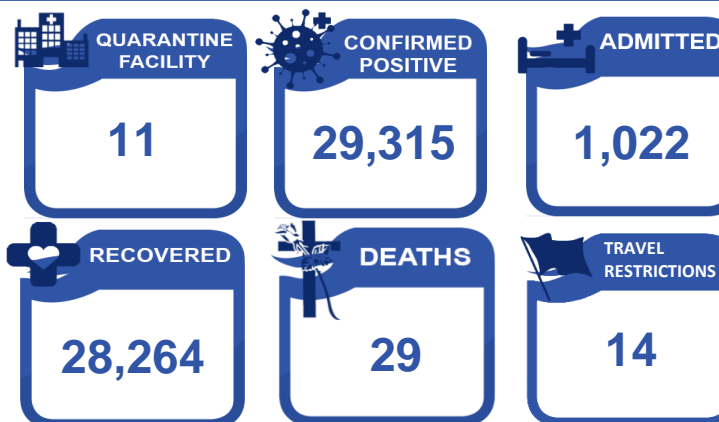
OWWA COVID-19 RELATED ASSISTANCE TO OFWs

RETURNED TO HOME REGIONS : 802,538
 OFW KALINGA : 829,067

TOTAL NO. OF RETURNING FILIPINOS FROM SABAH

3,289

HEALTH STATUS of ROFs





Republic of the Philippines
INTER-AGENCY TASK FORCE
FOR THE MANAGEMENT OF EMERGING INFECTIOUS DISEASE
NATIONAL TASK FORCE AGAINST COVID-19



Task Group on Management of Returning Overseas Filipinos

TG-MROF Daily Operational Report as of 29 January 2022

ARRIVALS

ROFs	TOTAL ARRIVAL ON AIRPORTS: 2,001,956														GRAND TOTAL ARRIVAL OF ROFs	
	NINYO AQUINO INTERNATIONAL AIRPORT						CLARK INTERNATIONAL AIRPORT		MACTAN-CEBU INTERNATIONAL AIRPORT		LAOAG AIRPORT	DAVAO AIRPORT	SUBIC AIRPORT	BOHOL-PANGLAO AIRPORT		
	Terminal 1 (23 April 2020 - 28 January 2022)		Terminal 2 (23 April 2020 - 28 January 2022)		Terminal 3 (08 July 2020 - 28 January 2022)		(05 June 2020 - 28 January 2022)		(28 June 2020 - 28 January 2022)		(18 June - 28 Jan. 2022)	(27 June - 28 Jan. 2022)	(18 June - 28 Jan. 2022)	(Nov. 18 - 28 Jan. 2022)		
	Now	Cumulative	Now	Cumulative	Now	Cumulative	Now	Cumulative	Now	Cumulative	Cumulative	Cumulative	Cumulative	Cumulative		
SUBTOTAL	831	504,843	1,694	625,643	465	436,159	656	215,986	295	183,174	405	15,280	20,346	120	3,941	2,078,345
OFWs	623	423,640	647	398,187	224	318,312	569	194,341	217	143,835	381	11,960	19,437	120	2,280	1,580,949
Land-based	507	318,175	296	239,951	154	179,716	367	106,974	147	61,196	352	11,111	18,190	88	1,471	935,753
Sea-based	116	105,465	351	158,236	70	138,596	202	87,367	70	82,639	29	849	1,247	2	809	645,196
NON-OFWs	208	81,203	1,047	227,456	241	117,847	87	21,645	78	39,339	24	3,320	909	30	1,661	491,773
Deceased OFWs	0	5,623													0	5,623

ROFs	TOTAL ARRIVAL ON SEAPORTS: 70,766													
	MANILA		CEBU		SUBIC		BATAAN		TAWI-TAWI/ZAMBOANGA		DAVAO		BATANGAS	
	Now	Cumulative	Now	Cumulative	Now	Cumulative	Now	Cumulative	Now	Cumulative	Now	Cumulative	Now	Cumulative
	SUBTOTAL	0	63,610	0	932	0	1,288	0	1,233	0	3,289	0	97	0
OFWs	0	63,610	0	932	0	1,288	0	1,233	0	3,289	0	97	0	317
Sea-based	0	63,610	0	932	0	1,288	0	1,233	0	3,289	0	97	0	317

Sources: 1) OSS Report dated 28 January 2022, 2) BOQ Report No. 619 dated 29 January 2022, 3) BOQ Human Remains Report No. 562 dated 29 January 2022, and 4) OCD BARM Report dated 22 May 2021.

QUARANTINE

ROFs IN TREATMENT AND MONITORING FACILITIES								
No. of QFs	Confirmed Positive		Admitted		Recovered		Deaths	
	Now	Cumulative	Now	Cumulative	Now	Cumulative	Now	Cumulative
11	118	29,315	0	1,022	196	28,264	0	29

Source: 1) BOQ Report No. 618 dated 28 January 2022. (Note: Figures from previous reports may differ due to data verification process.)

OSS-MROF BALIK PROBINSYA & UWIAN NA PROGRAM
(May 25, 2020 - January 27, 2022)

ROFs ASSISTED THRU THEIR DESTINATION	MODE OF TRANSPORTATION			GRAND TOTAL
	Air (NAIA T2)	Land (PITX)	Sea (N. Harbor)	
	Cumulative	Cumulative	Cumulative	
	499,296	386,139	96,092	981,527

Sources: 1) OSS Report as of 28 January 2022, 2) PITX Report (Uwian Na Program) dated 29 January 2022, and "DOTr (Hatid Tulang Program) Report dated 14 May 2021. *Data starting from June 2 includes LSI and APOR. (Note: Figures from previous reports may differ due to data verification process.)

RETURNING FILIPINOS FROM SABAH

TOTAL NO. OF RETURNING FILIPINOS FROM SABAH:		3,289
First Batch	July 5, 2020	395
Second Batch	July 29, 2020	394
Third Batch	August 13, 2020	400
Fourth Batch	August 28, 2020	379
Fifth Batch	September 24, 2020	400
Sixth Batch	November 12, 2020	151
Seventh Batch	December 13-20, 2020	Failed deportation due to force majeure
Eighth Batch	March 7, 2021	316
Ninth Batch	April 17, 2021	358
Tenth Batch	May 22, 2021	496

As of June 21, 2021, 4,683 remaining Filipinos are still in Sabah for transfer.
Source: 1) OCD BARM Report dated 22 May 2021. (Note: Figures from previous reports may differ due to data verification process.)

OWWA COVID-19 RELATED ASSISTANCE TO OFWs
(March 2020 - November 2021)

Returned to Home Regions	802,538
OFW Kalinga	829,067

Source: 1) OWWA Monitoring Report dated November 2021.

REMAINS OF DECEASED OFs

COUNTRY	COUNTRY OF ORIGIN		CAUSE OF DEATH	
	NOW	CUMULATIVE	CUMULATIVE	
TOTAL	0	5,623	5,623	
Saudi Arabia	0	798	COVID-19	633
USA	0	287		
United Arab Emirates	0	149	NON COVID-19	4,990
Qatar	0	67		
Kuwait	0	51		
Others	0	4,271		

Source: 1) BOQ Human Remains Report No. 561 dated 28 January 2022. (Note: Figures from previous reports may differ due to data verification process.)

COUNTRIES TRAVEL CLASSIFICATION

GREEN LIST			
Bangladesh	Saba (The Kingdom of Netherlands)	Pakistan	Kyrgyzstan
British Virgin Islads	Timor-Leste (East Timor)	Saint Barthelemy	Niger
Djibouti	Benin	Sint Eustasius	Paraguay
The Gambia	China (Mainland)	Uganda	Senegal
Hong Kong (SAR)	Equatorial Guinea	Bhutan	Taiwan
Japan	Ghana	Falkland Islands (Malvinas)	
Montserrat	India	Cote d'Ivoire (Ivory Coast)	
Oman	Kosovo	Guinea	
Sierra Leone	Morocco	Indonesia	
YELLOW LIST			
All other countries/territories/jurisdictions not otherwise listed.			
RED LIST			
Antigua and Barbuda		Mayotte	
Curacao		Saudi Arabia	
Malta		U.S. Virgin Islands	
Puerto Rico (U.S)		Canada	
Spain		Iceland	
Aruba		Mozambique	
French Guiana		Somalia	

Classification of "Green", "Yellow", and "Red" shall be effective from January 15, to 31, 2022.
Source: 1) IATF Resolution 157-B s. 2021 dated 13 January 2022.

Prepared by:

(SGD)
SHARMAIN B. TUYAY
Duty Staff

Reviewed by:

(SGD)
MARVIN T MANZANO, MDRM
Officer, TG MROF Coordination Center

Approved by:

(SGD)
DIR. BERNARDO RAFAELITO R ALEJANDRO IV, CESO IV, MNSA
Head, TG MROF Coordination Center

Republic of the Philippines
Inter-Agency Task Force
FOR THE MANAGEMENT OF EMERGENCY INFECTIOUS DISEASE
NATIONAL TASK FORCE COVID-19
Task Group on Management of Returning Overseas Filipinos

NARRATIVE REPORT
29 January 2022

ACTIONS TAKEN: Management of Returning Overseas Filipinos (MROF)

The Task Group on Management of Returning Overseas Filipinos (TG-MROF) was created by the National Incident Command-National Task Force COVID 19 to solely cater to the medical and social needs of Returning Overseas Filipinos (ROFs). The TG-MROF in coordination with various government agencies, private entities, and other task groups created to respond with the prevailing crisis, regional task units, and local government agencies that are task to facilitate the safe return of the ROFs back to their home provinces.

Members: DND, DOTr, DOLE, DILG, DFA, DOT, DSWD, DOH, OCD, OWWA, BOQ, CAAP, MARINA, PCG, PNP and AFP

ARRIVALS: As of 28 January 2022, a total of **2,078,345 Returning Overseas Filipinos (ROFs)** arrived at the NAIA Terminals 1, 2, and 3, Clark International Airport, Mactan-Cebu International Airport, Laoag International Airport, South Harbor, Subic, Bataan, Zamboanga, and Batangas Port. Of which, a total of **1,580,949** are **OFWs** (**935,753** are **land-based** and **645,196** are **sea-based**) and **491,773** are **non-OFWs**.

A total of **5,623 deceased ROFs** had arrived in the country from 07 July 2020 – 29 January 2022. Of which, **633** died due to COVID-19.

QUARANTINE: As of 28 January 2022, a total of **29,315** ROFs were confirmed positive with COVID-19. Of which, **1,022** are admitted at **11** quarantine facilities, **28,264** were able to recover and **29** died.

OSS-MROF BALIK PROBINSYA AND UWIAN NA PROGRAM: As of 27 January 2022, a total of **981,527** ROFs were assisted back to their home provinces. Of which, **386,139** were assisted by land, **499,296** by air, and **96,092** by sea.

OWWA COVID-19 RELATED ASSISTANCE TO OFWs: From March 2020 to 10 October, 2021, a total of **829,067** OFWs were assisted by OWWA on their “Returned to Home Regions” program and **801,037** OFWs are also assisted through “OFW Kalinga” program.

RETURNING FILIPINOS (REFs) from SABAH: As of 22 May 2021, a total of **3,289** REFs from Sabah had arrived in the country. While as of 21 June 2021, a total of **4,683** remaining Filipinos are still in Sabah for transfer.

TRAVEL BANNED COUNTRIES: As of 13 December 2021, the IATF approved the imposition of travel restriction on 14 countries by placing it under the Red List while 32 countries were listed under Green List effective from January 15, 2022 until January 31, 2022.

Prepared by:

(SGD)
SHARMAIN B. TUYAY
Duty Staff

Reviewed by:

(SGD)
MR MARVIN T. MANZANO
Officer, TG MROF Coordination Center

Approved by:

(SGD)
DIR. BERNARDO RAFAELITO R. ALEJANDRO IV, CESO IV, MNSA
Head, TG MROF Coordination Center