



REPUBLIC OF THE PHILIPPINES
NATIONAL DISASTER RISK REDUCTION AND MANAGEMENT COUNCIL

National Disaster Risk Reduction and Management Center, Camp Aguinaldo, Quezon City, Philippines

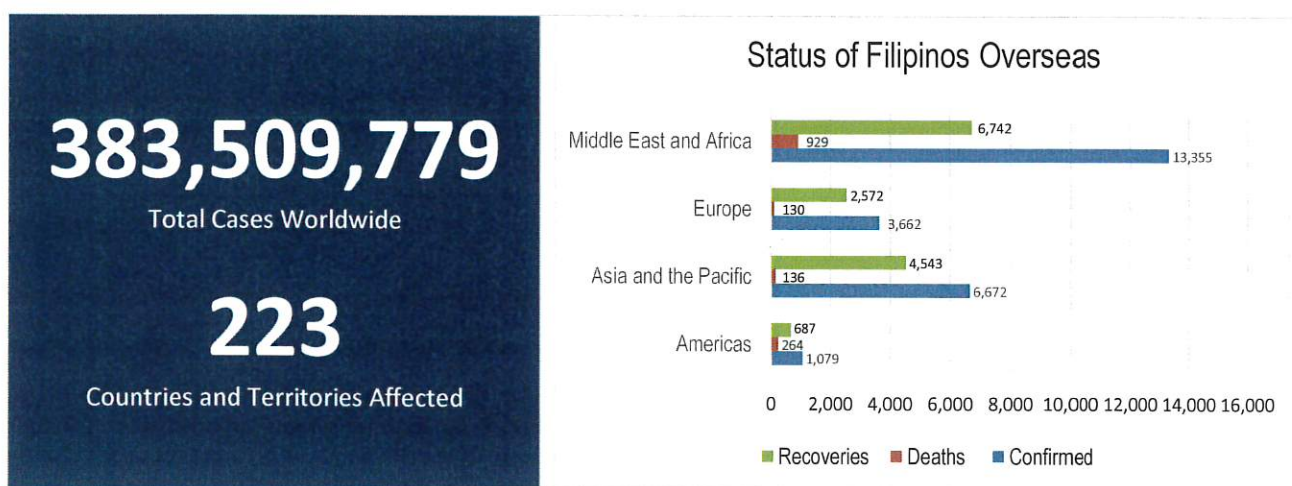
NATIONAL TASK FORCE
CORONAVIRUS DISEASE-2019

SITUATIONAL REPORT NO. 674

Issued on 1200H, 04 February 2022

Report Coverage: 03 February 2022

GLOBAL SITUATION

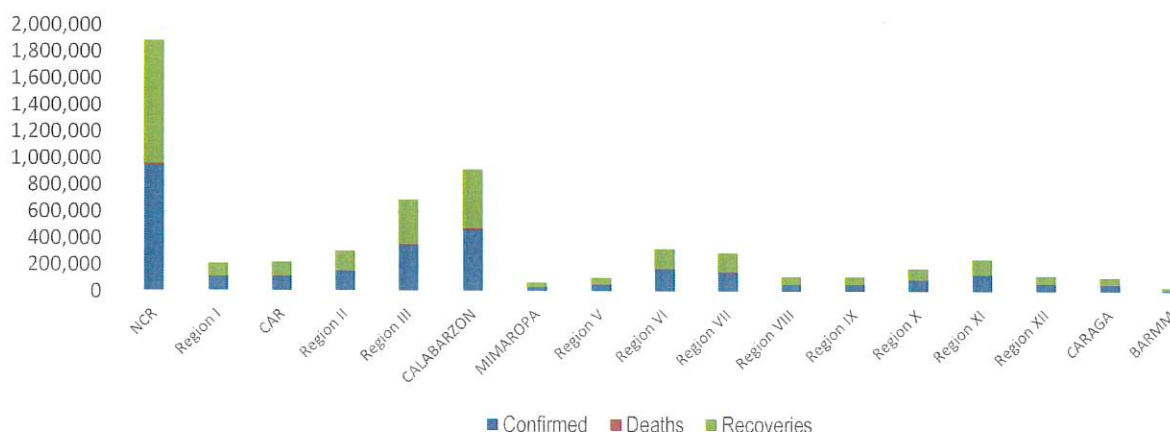


Source: WHO Global Data as of 03 February 2022

PHILIPPINE SITUATION

	TOTAL	NEW	REMARKS
TOTAL CASES	3,594,002	+8,564	
ACTIVE CASES	151,389		4.2 % Positivity Rate
DEATHS	54,214	+46	1.51 % Case Fatality Rate
RECOVERIES	3,388,399	+10,474	94.3 % Case Recovery Rate

Summary of Cases per Region



P-D-I-T-R STRATEGY

With reference to the National Action Plan (NAP) for COVID-19, the National Task Force is intensifying efforts to PREVENT the spread of the COVID-19, TEST individuals, and communities, ISOLATE those that are identified to be confirmed cases, TREAT and provide with appropriate health care, and REINTEGRATE them back to the community.

DETECT

DETECT entails active screening of those presenting with signs and symptoms of COVID-19 in the community as well as other disease surveillance activities. For this purpose, contact tracing teams have been organized and provided with appropriate training. Summary is as follows:



The overall results of contact tracing are summarized as follows:

<h1>1:4</h1> <p>Case: Close Contacts Ratio</p>	<h1>95%</h1> <p>Close Contacts Listed, Traced, and Assessed within 24 hours</p>
--	---

Data as of 03 February 2022

Also, part of DETECT strategy is the enhancement of the COVID-19 testing capacities of the country. For this purpose, testing laboratories are setup and provided with appropriate licensing. The summary is as follows:

<h1>310</h1> <p>Licensed RT-PCR and GeneXpert Laboratories</p>	<h1>19</h1> <p>Laboratories with Ongoing Licensing Applications</p>
--	---

The overall testing results is summarized as follows:

	TOTAL	NEW
TESTS CONDUCTED	25,833,069	-
UNIQUE INDIVIDUALS TESTED	24,297,953	-
POSITIVITY RATE	13.3%	
BACKLOGS	-	

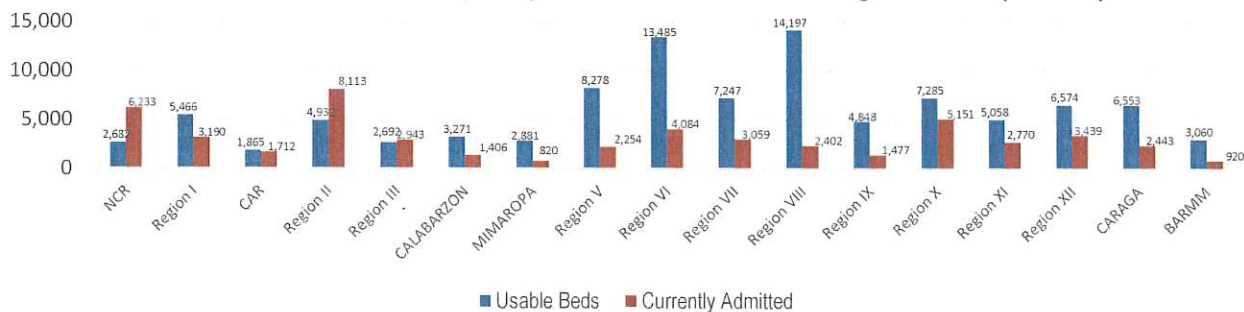
To aid in the testing efforts, Mega Swabbing Sites have been established. The outputs of the Mega Swabbing Sites are as follows:

	TOTAL	NEW
ACT MOBILE TEAM	436,674	-
MOA ARENA	411,986	-
NINOY AQUINO STADIUM	455,432	-
PHILIPPINE SPORTS ARENA	624,910	-

ISOLATE

Isolate involves implementation of measures to separate those identified as exposed and confirmed cases and provide medical interventions to further prevent the spread of the disease. This strategy involves setting up of Temporary Treatment and Monitoring Facilities (TTMFs). The summary of TTMFs established is as follows:

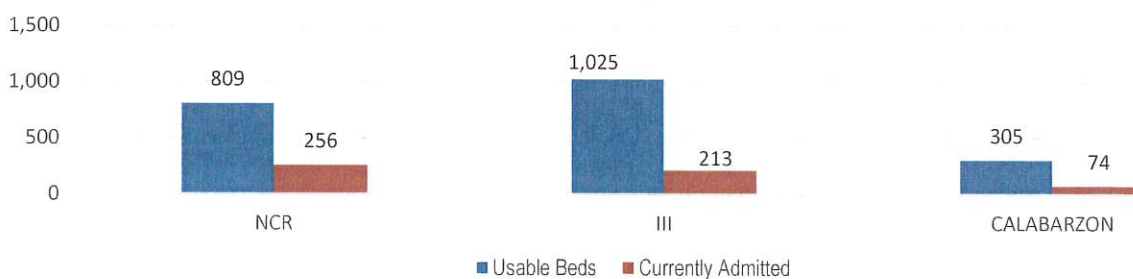
Status of Beds for Temporary Treatment and Monitoring Facilities (TTMFs)



Source: DOH as of 07 September 2021

Aside from the TTMFs, Mega LIGTAS facilities have also been established. The summary of occupancies for the Mega LIGTAS facilities is as follows:

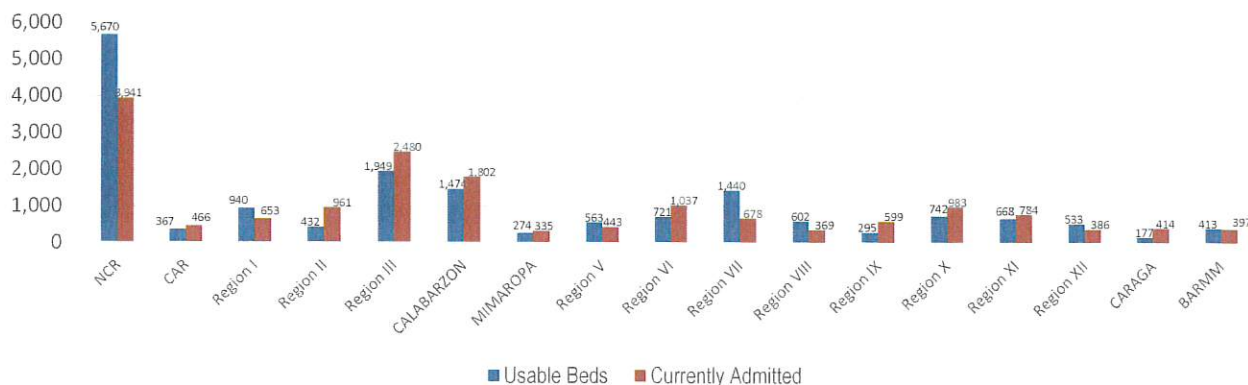
Status of Beds for Mega LIGTAS facilities



Source: DOH as of 15 October 2021

TREAT


For the TREAT strategy, One Hospital Command has been established to facilitate a centralized referral system. Further, wards, isolation, and intensive care units are in operation to provide treatment services for COVID-19 positives. The occupancy rate for all beds dedicated to COVID-19 (Ward, Isolation, Intensive Care) among reporting hospitals is summarized as follows.



Source: DOH as of 07 September 2021


DONATIONS MONITORING

In terms of resources, the following is the summary of total domestic and international donations received by the Philippine government, particularly various medical supplies, monitored by OCD in compliance with the Administrative Order No. 27, s. 2020, signed by the President of the Philippines on 31 March 2020.




MANAGEMENT OF RETURNING OVERSEAS FILIPINOS

Returning Overseas Filipinos are provided with assistance by facilitating their arrival from different points of origin abroad until their return to their respective homes, and attend to their medical and social needs, in order to give them comfort, ensure their safety, and prevent the spread of COVID-19. The following is the summary of ROFs



For the Chairperson, NDRRMC:


UNDERSECRETARY RICARDO B JALAD
Executive Director, NDRRMC and
Administrator, OCD

REFERENCES: Reports from
World Health Organization
Office of Civil Defense
Department of Health
Department of the Interior and Local Government
Department of Foreign Affairs

ANNEXES:
Breakdown of Returning Overseas Filipinos
Breakdown of Resource Management and Logistics

NOTE:
Other reports are available upon request

Breakdown of COVID-19 Cases per LGU
As of 03 February 2022

REGION / PROVINCE / CHARTERED CITY	CLOSE CONTACTS	SUSPECTED CASES	PROBABLE CASES	ACTIVE CONFIRMED	CUMULATIVE CONFIRMED	CUMULATIVE DEATHS	CUMULATIVE RECOVERIES
GRAND TOTAL	6,000,209	1,211,318	247,012	146,456	3,058,469	75,579	2,841,053
NCR	3,694,652	985,143	241,484	14,768	949,502	14,630	920,104
Caloocan		225,775	119,765	280	70,744	1,685	68,779
Malabon	266,880	93	21,173	65	25,092	706	24,321
Navotas	5,071	2,762	9,216	75	20,963	628	20,260
Valenzuela		20,366	1,042	335	43,376	904	42,137
Pasig	541,588	6,263	50,848	3,008	74,457	1,486	69,963
Pateros	35,171	32,245	2,926	106	9,623	105	9,412
Marikina	191,540	405	2,079	205	33,900	697	32,998
Taguig	103,707	98,057	5,650	777	58,387	441	57,169
Quezon City	1,485,492	494,600	-	5,453	255,811	1,652	248,706
Manila		339	-	1,167	86,075	1,605	83,303
Makati	258,581	22,619	1,576	1,302	53,371	1,026	51,043
Mandaluyong		49,818	25,528	1,014	36,000	673	34,313
San Juan	316,898	11	-	136	20,750	353	20,261
Muntinlupa	758	-	109	279	39,280	600	38,401
Parañaque	471,679	19,344	656	342	49,279	770	48,167
Las Piñas	12,469	12,297	676	151	43,883	724	43,008
Pasay	4,818	149	240	73	28,511	575	27,863
CAR	339,265	38,093	0	7,281	114,890	2,392	105,198
Abra	3,902	894	-	361	5,622	138	5,122
Apayao	6,473	2,566	-	244	9,491	117	9,128
Baguio City	194,153	9,584	-	1,388	40,209	784	38,029
Benguet	93,751	10,821	-	2,520	26,841	803	23,515
Iligao	8,864	7,399	-	1,282	11,424	171	9,969
Kalinga	12,613	4,335	-	267	11,384	238	10,878
Mt. Province	19,509	2,494	-	1,219	9,919	141	8,557
I	157,134	19,106	0	13,393	113,051	2,358	97,300
Ilocos Norte	13,850	244	-	4,013	23,961	493	19,455
Ilocos Sur	43,134	1,566	-	1,646	20,018	243	18,129
La Union	28,786	10,666	-	3,866	26,429	611	21,952
Pangasinan	55,703	6,028	-	3,417	36,404	800	32,187
Dagupan City	15,661	602	-	451	6,239	211	5,577
II	261	2,166	4	3,963	155,229	5,315	145,855
Batanes	-	18	-	1	332	3	328
Cagayan	42	592	2	1,624	58,458	2,303	54,486
Isabela	151	1,137	2	1,470	67,676	2,143	64,028
Nueva Vizcaya	68	369	-	664	20,831	613	19,541
Quirino	-	50	-	204	7,932	253	7,472
III	0	0	0	14,050	352,998	6,368	332,580
Aurora	-	-	-	137	4,209	224	3,848
Bataan	-	-	-	1,922	40,154	501	37,731
Bulacan	-	-	-	4,243	134,185	1,655	128,287
Nueva Ecija	-	-	-	2,036	40,029	990	37,003
Pampanga	-	-	-	2,778	67,478	1,498	63,202
Tarlac	-	-	-	1,429	27,776	541	25,806
Zambales	-	-	-	486	12,335	490	11,359
Angeles City	-	-	-	732	18,881	305	17,844
Olongapo City	-	-	-	287	7,951	164	7,500
CALABARZON	6,558	59,696	2,331	20,919	469,997	12,961	436,117
Cavite	2868	13,462	17	7,472	160,999	3,407	150,120
Laguna	1482	13,388	658	6,949	119,000	3,178	108,873
Batangas	400	1,674	17	2,235	75,876	2,807	70,834
Rizal	1680	0	18	3,133	83,192	2,087	77,972
Quezon	128	31,172	1621	1,130	30,930	1,482	28,318
MIMAROPA	66,445	13,980	265	1,403	36,821	1,122	33,812
Occidental Mindoro	14,069	1,794	72	266	6,819	162	6,323
Oriental Mindoro	11,479	5,225	33	408	11,235	468	10,267
Marinduque	7,186	1,033	112	80	4,198	75	3,951
Romblon	10,859	3,480	10	57	4,955	91	4,798
Palawan	22,852	2,448	38	592	9,614	326	8,473
V	13,852	760	1	8,955	57,899	2,045	46,899
Albay	4,911	411	1	2,273	11,882	510	9,099
Camarines Norte	664	66	0	621	4,009	201	3,187
Camarines Sur	3,742	149	0	3,809	24,840	681	20,350
Catanduanes	1,226	35	0	200	3,137	116	2,821
Masbate	1,352	15	0	1,621	5,583	74	3,888
Sorsogon	842	83	0	236	8,214	458	7,520
Others	1,115	1	0	195	234	5	34

REGION / PROVINCE / CHARTERED CITY	CLOSE CONTACTS	SUSPECTED CASES	PROBABLE CASES	ACTIVE CONFIRMED	CUMULATIVE CONFIRMED	CUMULATIVE DEATHS	CUMULATIVE RECOVERIES
VI	207,071	486	182	20,267	173,502	4,832	148,344
Aklan	18,990	10	12	2,015	14,901	202	12,683
Antique	7,746	18	101	1,867	7,956	251	5,835
Capiz	24,458	33	14	1,960	11,797	374	9,460
Guimaras	4,776	17	0	152	3,453	163	3,136
Iloilo	51,641	163	6	4,761	39,789	1,135	33,878
Iloilo City	62,997	139	12	3,122	29,708	641	25,935
Negros Occidental	25,383	93	19	4,046	38,742	1,255	33,425
Bacolod City	11,080	13	18	2,344	27,156	811	23,992
VII	6,381	2,425	2,172	2,376	148,739	6,363	140,031
Bohol	976	636	17	190	20,177	591	19,409
Cebu	4,336	218	584	518	37,593	2,574	34,503
Negros Oriental	833	1,512	1,540	287	19,908	711	18,917
Siquijor	14	-	2	2	2,682	45	2,635
Cebu City	-	-	-	1,001	42,191	1,527	39,667
Lapu-Lapu City	49	-	-	202	13,871	472	13,200
Mandaue City	173	59	29	176	12,317	443	11,700
VIII	172,955	619	1	1,621	60,855	649	58,585
Leyte	44,998	285	-	617	21,916	159	21,140
Southern Leyte	18,751	87	-	69	5,993	42	5,882
Biliran	8,932	16	-	42	2,140	51	2,047
Samar	43,808	83	1	160	9,078	124	8,794
Eastern Samar	12,386	20	-	69	4,789	46	4,674
Northern Samar	15,073	36	-	266	4,700	93	4,341
Tacloban City	23,404	49	-	268	8,294	94	7,932
Ormoc City	5,603	24	-	130	3,945	40	3,775
Other Region	-	19	-	-	-	-	-
IX	140,697	28,585	0	3,728	60,413	2,579	54,106
Zamboanga Del Norte	16,511	3,379	0	336	11,403	555	10,512
Zamboanga Del Sur	44,456	3,285	0	370	15,792	578	14,844
Zamboanga Sibugay	8,464	1,642	0	248	4,529	243	4,038
Zamboanga City	71,183	19,378	0	2,683	26,980	1,145	23,152
Isabela City, Basilan	83	901	0	91	1,709	58	1,560
X	0	6,243	0	11,951	93,226	3,512	80,537
Cagayan De Oro City	-	2,079	0	3,857	25,237	1,117	21,278
Iligan City	-	353	0	587	5,262	442	4,397
Bukidnon	-	1,363	0	3,419	28,372	582	25,858
Camiguin	-	84	0	224	2,190	185	1,878
Lanao Del Norte	-	63	0	255	4,715	322	4,139
Misamis Occidental	-	865	0	1,308	10,588	354	8,930
Misamis Oriental	-	1,436	0	2,301	16,862	510	14,057
XI	902,137	34,952	170	12,377	129,612	5,444	113,197
Davao City	553,680	31,165	108	5,372	70,074	3,205	62,853
Davao De Oro	54,887	771	5	976	9,171	419	7,777
Davao Del Norte	107,831	1,381	39	3,244	23,510	877	19,408
Davao Del Sur	66,515	972	2	1,657	13,594	510	11,446
Davao Occidental	35,673	219	15	501	4,390	117	3,779
Davao Oriental	83,431	444	1	627	8,873	316	7,934
Other Regions	120	-	-	-	-	-	-
XII	283,350	16,985	6	3,988	65,559	2,374	59,174
General Santos City	21,415	4,954	-	1,201	16,946	595	15,144
North Cotabato	42,347	481	1	934	12,449	612	10,897
Sarangani	61,195	103	-	489	7,422	175	6,752
South Cotabato	129,082	11,012	5	940	20,729	755	19,031
Sultan Kudarat	29,311	435	-	424	8,013	237	7,350
CARAGA	8,558	1,365	384	4,455	57,270	1,968	51,936
Dinagat Islands	268	142	0	12	1,718	82	1,627
Butuan City	736	305	9	1,089	14,158	377	12,949
Cabadbaran City	331	63	6	126	1,580	32	1,479
Tandag City	215	21	9	149	2,052	92	1,796
Agusan Del Norte	823	225	26	305	4,886	188	4,523
Bayugan City	308	77	22	222	2,259	89	2,020
Agusan Del Sur	1,248	130	128	1,266	13,006	310	11,845
Surigao Del Norte	2,994	106	22	243	3,861	156	3,456
Surigao Del Sur	1,147	59	60	760	8,474	362	7,431
Surigao City	1	171	47	97	2,681	133	2,483
Bislig City	487	66	55	186	2,595	147	2,327
BARMM	893	714	12	961	18,906	667	17,278
Maguindanao	73	106	4	256	4,195	156	3,783
Lanao del Sur	723	200	1	254	6,670	241	6,175
Basilan	63	128	1	67	1,407	60	1,280
Sulu	34	235	6	118	1,169	35	1,016
Tawi-Tawi	0	45	0	3	198	19	176
Cotabato City	0	0	0	263	5,267	156	4,848

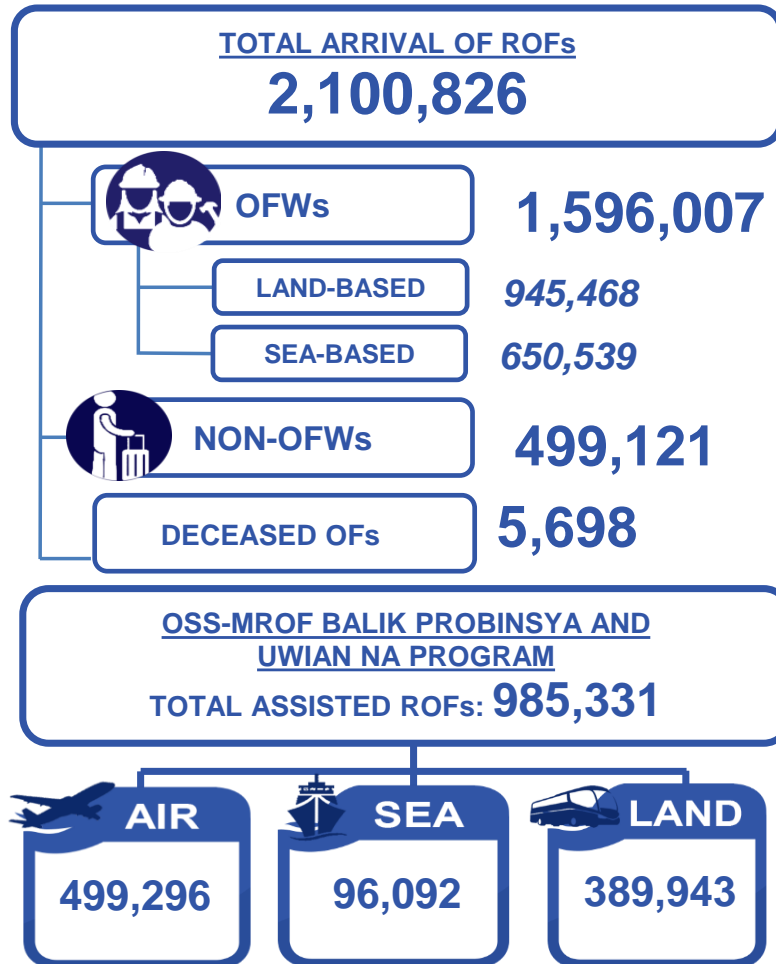
Sources: OCDROs

Note: Decrease in figures of cumulative data is due to ongoing validation.



Task Group on Management of Returning Overseas Filipinos

Summary Report
 03 February 2022



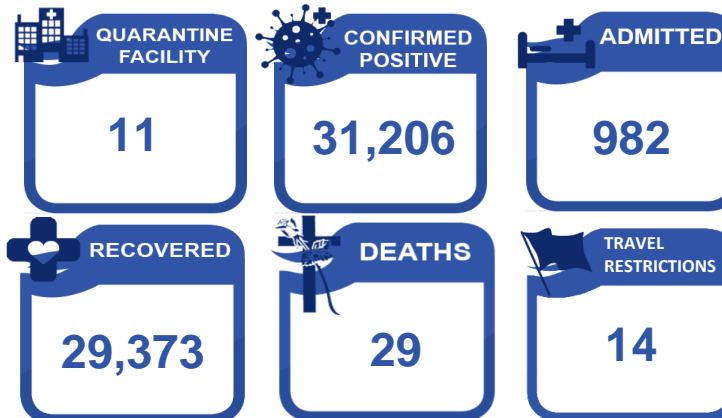
OWWA COVID-19 RELATED ASSISTANCE TO OFWs

RETURNED TO HOME REGIONS : 802,538
 OFW KALINGA : 829,067

TOTAL NO. OF RETURNING FILIPINOS FROM SABAH

3,289

HEALTH STATUS of ROFs





Republic of the Philippines
INTER-AGENCY TASK FORCE
FOR THE MANAGEMENT OF EMERGING INFECTIOUS DISEASE
NATIONAL TASK FORCE AGAINST COVID-19



Task Group on Management of Returning Overseas Filipinos

TG-MROF Daily Operational Report as of 03 February 2022

ARRIVALS

ROFs	TOTAL ARRIVAL ON AIRPORTS: 2,024,122														GRAND TOTAL ARRIVAL OF ROFs	
	NINYO AQUINO INTERNATIONAL AIRPORT						CLARK INTERNATIONAL AIRPORT		MACTAN-CEBU INTERNATIONAL AIRPORT		LAOAG AIRPORT	DAVAO AIRPORT	SUBIC AIRPORT	BOHOL-PANGLAO AIRPORT		
	Terminal 1 (23 April 2020 - 02 February 2022)		Terminal 2 (23 April 2020 - 02 February 2022)		Terminal 3 (08 July 2020 - 02 February 2022)		(05 June 2020 - 02 February 2022)		(28 June 2020 - 02 February 2022)		(18 June - 02 Feb. 2022)	(27 June - 02 Feb. 2022)	(18 June - 02 Feb. 2022)	(Nov. 18 - 02 Feb. 2022)		
	Now	Cumulative	Now	Cumulative	Now	Cumulative	Now	Cumulative	Now	Cumulative	Cumulative	Cumulative	Cumulative	Cumulative		
SUBTOTAL	637	509,009	2,008	633,406	460	439,796	614	219,012	532	185,475	405	15,785	21,015	219	4,338	2,100,826
OFWs	520	427,061	1,084	402,111	227	320,332	537	196,896	411	145,620	381	12,363	20,072	219	2,866	1,596,007
Land-based	457	321,032	479	241,534	150	181,070	379	108,751	240	62,408	352	11,465	18,702	154	1,705	945,468
Sea-based	63	106,029	605	160,577	77	139,262	158	88,145	171	83,212	29	898	1,370	11	1,161	650,539
NON-OFWs	117	81,948	924	231,295	233	119,464	77	22,116	121	39,855	24	3,422	943	54	1,472	499,121
Deceased OFWs	0	5,698													0	5,698

ROFs	TOTAL ARRIVAL ON SEAPORTS: 71,006													
	MANILA		CEBU		SUBIC		BATAAN		TAWI-TAWI/ZAMBOANGA		DAVAO		BATANGAS	
	Now	Cumulative	Now	Cumulative	Now	Cumulative	Now	Cumulative	Now	Cumulative	Now	Cumulative	Now	Cumulative
	SUBTOTAL	87	63,850	0	932	0	1,288	0	1,233	0	3,289	0	97	0
OFWs	87	63,850	0	932	0	1,288	0	1,233	0	3,289	0	97	0	317
Sea-based	87	63,850	0	932	0	1,288	0	1,233	0	3,289	0	97	0	317

Sources: 1) OSS Report dated 02 February 2022, 2) BOQ Report No. 625 dated 03 February 2022, 3) BOQ Human Remains Report No. 568 dated 03 February 2022, and 4) OCD BARMM Report dated 22 May 2021.

QUARANTINE

ROFs IN TREATMENT AND MONITORING FACILITIES								
No. of QFs	Confirmed Positive		Admitted		Recovered		Deaths	
	Now	Cumulative	Now	Cumulative	Now	Cumulative	Now	Cumulative
	11	809	31,206	0	982	822	29,373	0

Source: 1) BOQ Report No. 625 dated 02 February 2022. (Note: Figures from previous reports may differ due to data verification process.)

OSS-MROF BALIK PROBINSYA & UWIAN NA PROGRAM
(May 25, 2020 - January 29, 2022)

ROFs ASSISTED THRU THEIR DESTINATION	MODE OF TRANSPORTATION			GRAND TOTAL
	Air (NAIA T2)	Land (PITX)	Sea (N. Harbor)	
	Cumulative	Cumulative	Cumulative	
	499,296	389,943	96,092	985,331

Sources: 1) OSS Report as of 02 February 2022, 2) PITX Report (Uwian Na Program) dated 03 February and "DOTr (Hatid Tulung Program) Report dated 14 May 2021. *Data starting from June 2 includes LSI and APOR. (Note: Figures from previous reports may differ due to data verification process.)

RETURNING FILIPINOS FROM SABAH

TOTAL NO. OF RETURNING FILIPINOS FROM SABAH:		3,289
First Batch	July 5, 2020	395
Second Batch	July 29, 2020	394
Third Batch	August 13, 2020	400
Fourth Batch	August 28, 2020	379
Fifth Batch	September 24, 2020	400
Sixth Batch	November 12, 2020	151
Seventh Batch	December 13-20, 2020	Failed deportation due to force majeure
Eighth Batch	March 7, 2021	316
Ninth Batch	April 17, 2021	358
Tenth Batch	May 22, 2021	496

As of June 21, 2021, 4,683 remaining Filipinos are still in Sabah for transfer.

Source: 1) OCD BARMM Report dated 22 May 2021. (Note: Figures from previous reports may differ due to data verification process.)

OWWA COVID-19 RELATED ASSISTANCE TO OFWs
(March 2020 - November 2021)

Returned to Home Regions	802,538
OFW Kalinga	829,067

Source: 1) OWWA Monitoring Report dated November 2021.

REMAINS OF DECEASED OFs

COUNTRY OF ORIGIN	NOW		CUMULATIVE		CAUSE OF DEATH	
	COUNTRY	CUMULATIVE	CUMULATIVE	CUMULATIVE		
TOTAL	0	5,698		5,698		
Saudi Arabia	0	798	COVID-19	633		
USA	0	287				
United Arab Emirates	0	149	NON COVID-19	5,065		
Qatar	0	67				
Kuwait	0	51				
Others	0	4,346				

Sources: 1) BOQ Human Remains Report No. 568 dated 02 February 2022. (Note: Figures from previous reports may differ due to data verification process.)

COUNTRIES TRAVEL CLASSIFICATION

GREEN LIST			
Bangladesh	Saba (The Kingdom of Netherlands)	Pakistan	Kyrgyzstan
British Virgin Islads	Timor-Leste (East Timor)	Saint Barthelemy	Niger
Djibouti	Benin	Sint Eustasius	Paraguay
The Gambia	China (Mainland)	Uganda	Senegal
Hong Kong (SAR)	Equatorial Guinea	Bhutan	Taiwan
Japan	Ghana	Falkland Islands (Malvinas)	
Montserrat	India	Cote d'Ivoire (Ivory Coast)	
Oman	Kosovo	Guinea	
Sierra Leone	Morocco	Indonesia	
YELLOW LIST			
All other countries/territories/jurisdictions not otherwise listed.			
RED LIST			
Antigua and Barbuda		Mayotte	
Curacao		Saudi Arabia	
Malta		U.S. Virgin Islands	
Puerto Rico (U.S)		Canada	
Spain		Iceland	
Aruba		Mozambique	
French Guiana		Somalia	

Classification of "Green", "Yellow", and "Red" shall be effective from January 15, to 31, 2022. Sources: 1) IATF Resolution 157-B s. 2021 dated 13 January 2022.

Prepared by:

(SGD)
SHARMAIN B. TUYAY
Duty Staff

Reviewed by:

(SGD)
MARVIN T MANZANO, MDRM
Officer, TG MROF Coordination Center

Approved by:

(SGD)
DIR. BERNARDO RAFAELITO R ALEJANDRO IV, CESO IV, MNSA
Head, TG MROF Coordination Center

Republic of the Philippines
Inter-Agency Task Force
FOR THE MANAGEMENT OF EMERGENCY INFECTIOUS DISEASE
NATIONAL TASK FORCE COVID-19
Task Group on Management of Returning Overseas Filipinos

NARRATIVE REPORT
03 February 2022

ACTIONS TAKEN: Management of Returning Overseas Filipinos (MROF)

The Task Group on Management of Returning Overseas Filipinos (TG-MROF) was created by the National Incident Command-National Task Force COVID 19 to solely cater to the medical and social needs of Returning Overseas Filipinos (ROFs). The TG-MROF in coordination with various government agencies, private entities, and other task groups created to respond with the prevailing crisis, regional task units, and local government agencies that are task to facilitate the safe return of the ROFs back to their home provinces.

Members: DND, DOTr, DOLE, DILG, DFA, DOT, DSWD, DOH, OCD, OWWA, BOQ, CAAP, MARINA, PCG, PNP and AFP

ARRIVALS: As of 02 February 2022, a total of 2,100,826 **Returning Overseas Filipinos (ROFs)** arrived at the NAIA Terminals 1, 2, and 3, Clark International Airport, Mactan-Cebu International Airport, Laoag International Airport, South Harbor, Subic, Bataan, Zamboanga, and Batangas Port. Of which, a total of 1,596,007 are **OFWs** (945,468 are **land-based** and 650,539 are **sea-based**) and 499,121 are **non-OFWs**.

A total of 5,698 **deceased ROFs** had arrived in the country from 07 July 2020 – 03 February 2022. Of which, 633 died due to COVID-19.

QUARANTINE: As of 03 February 2022, a total of 31,206 ROFs were confirmed positive with COVID-19. Of which, 982 are admitted at 11 quarantine facilities, 29,373 were able to recover and 29 died.

OSS-MROF BALIK PROBINSYA AND UWIAN NA PROGRAM: As of 01 February 2022, a total of 985,331 ROFs were assisted back to their home provinces. Of which, 389,943 were assisted by land, 499,296 by air, and 96,092 by sea.

OWWA COVID-19 RELATED ASSISTANCE TO OFWs: From March 2020 to 10 October, 2021, a total of 829,067 OFWs were assisted by OWWA on their “Returned to Home Regions” program and 801,037 OFWs are also assisted through “OFW Kalinga” program.

RETURNING FILIPINOS (REFs) from SABAH: As of 22 May 2021, a total of 3,289 REFs from Sabah had arrived in the country. While as of 21 June 2021, a total of 4,683 remaining Filipinos are still in Sabah for transfer.

TRAVEL BANNED COUNTRIES: As of 13 December 2021, the IATF approved the imposition of travel restriction on 14 countries by placing it under the Red List while 32 countries were listed under Green List effective from January 15, 2022 until January 31, 2022.

Prepared by:

(SGD)
SHARMAIN B. TUYAY
Duty Staff

Reviewed by:

(SGD)
MR MARVIN T. MANZANO
Officer, TG MROF Coordination Center

Approved by:

(SGD)
DIR. BERNARDO RAFAELITO R. ALEJANDRO IV, CESO IV, MNSA
Head, TG MROF Coordination Center