



REPUBLIC OF THE PHILIPPINES
NATIONAL DISASTER RISK REDUCTION AND MANAGEMENT COUNCIL

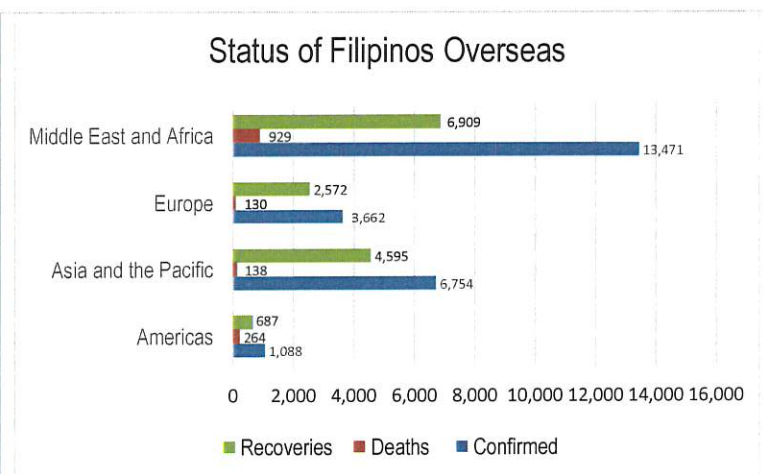
National Disaster Risk Reduction and Management Center, Camp Aguinaldo, Quezon City, Philippines

NATIONAL TASK FORCE
CORONAVIRUS DISEASE-2019
SITUATIONAL REPORT NO. 685

Issued on 1200H, 15 February 2022

Report Coverage: 14 February 2022

GLOBAL SITUATION

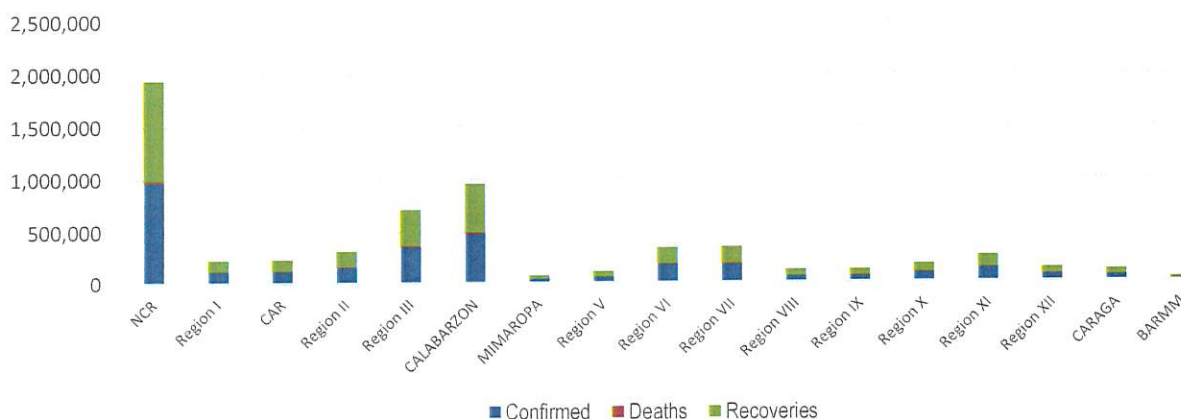


Source: WHO Global Data as of 11 February 2022

PHILIPPINE SITUATION

	TOTAL	NEW	REMARKS
TOTAL CASES	3,641,940	+2,010	
ACTIVE CASES	72,305		2.0 % Positivity Rate
DEATHS	55,146	+52	1.51 % Case Fatality Rate
RECOVERIES	3,514,489	+6,293	96.5 % Case Recovery Rate

Summary of Cases per Region

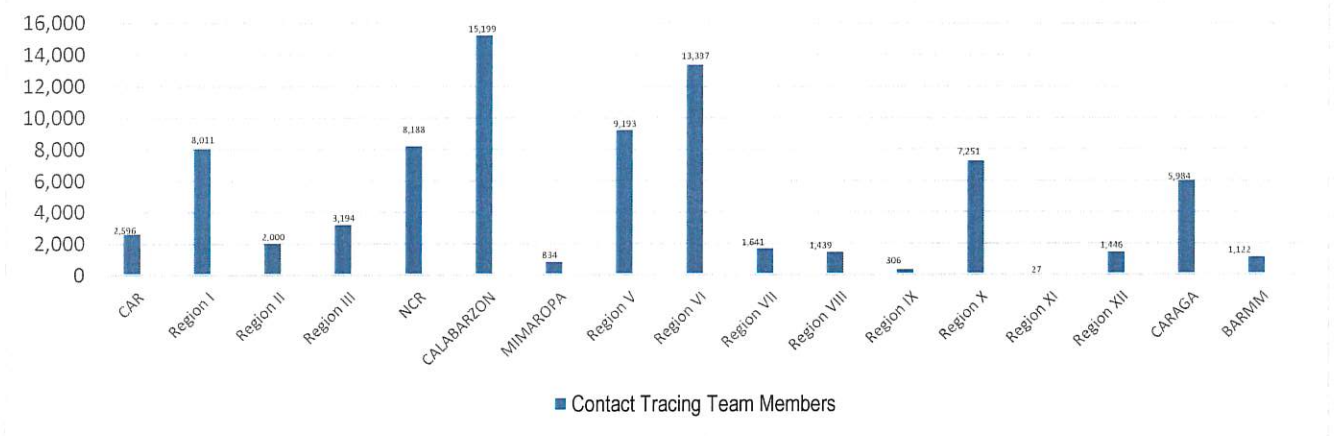


P-D-I-T-R STRATEGY

With reference to the National Action Plan (NAP) for COVID-19, the National Task Force is intensifying efforts to PREVENT the spread of the COVID-19, TEST individuals, and communities, ISOLATE those that are identified to be confirmed cases, TREAT and provide with appropriate health care, and REINTEGRATE them back to the community.

DETECT

DETECT entails active screening of those presenting with signs and symptoms of COVID-19 in the community as well as other disease surveillance activities. For this purpose, contact tracing teams have been organized and provided with appropriate training. Summary is as follows:



The overall results of contact tracing are summarized as follows:

1:4 Case: Close Contacts Ratio	94% Close Contacts Listed, Traced, and Assessed within 24 hours
------------------------------------------	---------------------------------------------------------------------------

Data as of 09 February 2022

Also, part of DETECT strategy is the enhancement of the COVID-19 testing capacities of the country. For this purpose, testing laboratories are setup and provided with appropriate licensing. The summary is as follows:

310 Licensed RT-PCR and GeneXpert Laboratories	19 Laboratories with Ongoing Licensing Applications
----------------------------------------------------------	---------------------------------------------------------------

The overall testing results is summarized as follows:

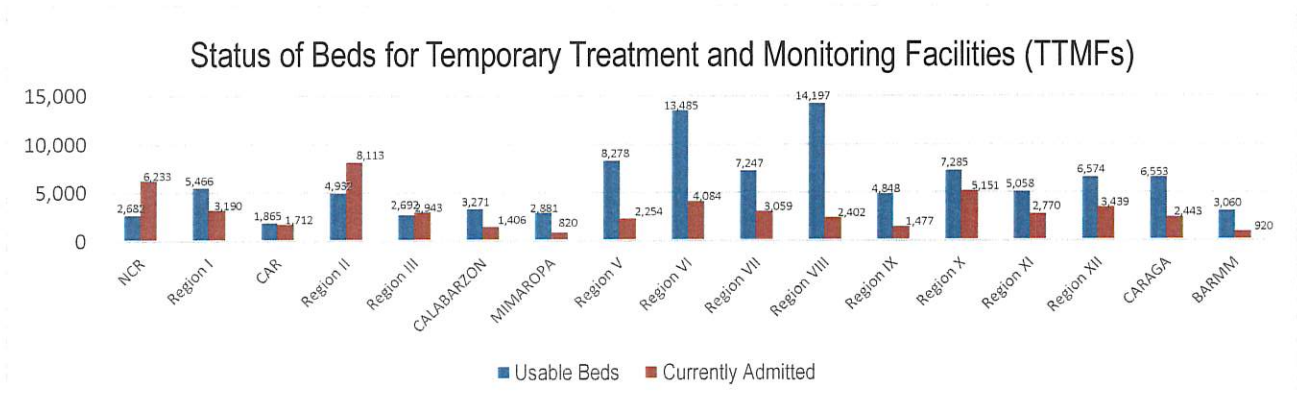
	TOTAL	NEW
TESTS CONDUCTED	25,833,069	-
UNIQUE INDIVIDUALS TESTED	24,297,953	-
POSITIVITY RATE	13.3%	
BACKLOGS	-	

To aid in the testing efforts, Mega Swabbing Sites have been established. The outputs of the Mega Swabbing Sites are as follows:

	TOTAL	NEW
ACT MOBILE TEAM	436,674	-
MOA ARENA	411,986	-
NINOY AQUINO STADIUM	455,432	-
PHILIPPINE SPORTS ARENA	624,910	-

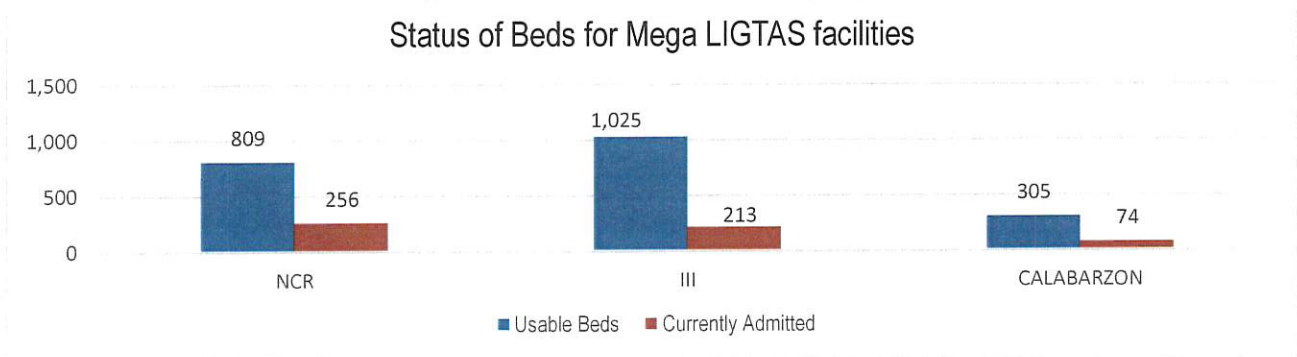
ISOLATE

Isolate involves implementation of measures to separate those identified as exposed and confirmed cases and provide medical interventions to further prevent the spread of the disease. This strategy involves setting up of Temporary Treatment and Monitoring Facilities (TTMFs). The summary of TTMFs established is as follows:



Source: DOH as of 07 September 2021

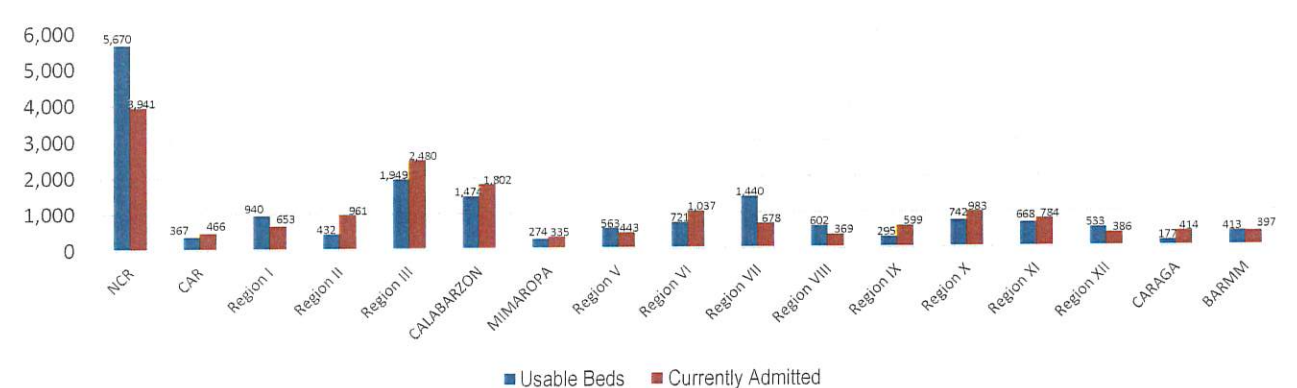
Aside from the TTMFs, Mega LIGTAS facilities have also been established. The summary of occupancies for the Mega LIGTAS facilities is as follows:



Source: DOH as of 15 October 2021

TREAT

For the TREAT strategy, One Hospital Command has been established to facilitate a centralized referral system. Further, wards, isolation, and intensive care units are in operation to provide treatment services for COVID-19 positives. The occupancy rate for all beds dedicated to COVID-19 (Ward, Isolation, Intensive Care) among reporting hospitals is summarized as follows.



Source: DOH as of 07 September 2021

DONATIONS MONITORING

In terms of resources, the following is the summary of total domestic and international donations received by the Philippine government, particularly various medical supplies, monitored by OCD in compliance with the Administrative Order No. 27, s. 2020, signed by the President of the Philippines on 31 March 2020.




MANAGEMENT OF RETURNING OVERSEAS FILIPINOS

Returning Overseas Filipinos are provided with assistance by facilitating their arrival from different points of origin abroad until their return to their respective homes, and attend to their medical and social needs, in order to give them comfort, ensure their safety, and prevent the spread of COVID-19. The following is the summary of ROFs



For the Chairperson, NDRRMC:


UNDERSECRETARY RICARDO B JALAD
Executive Director, NDRRMC and
Administrator, OCD

REFERENCES: Reports from
World Health Organization
Office of Civil Defense
Department of Health
Department of the Interior and Local Government
Department of Foreign Affairs

ANNEXES:
Breakdown of Returning Overseas Filipinos
Breakdown of Resource Management and Logistics

NOTE:
Other reports are available upon request



Republic of the Philippines
 INTER-AGENCY TASK FORCE
 FOR THE MANAGEMENT OF EMERGING INFECTIOUS DISEASE
 NATIONAL TASK FORCE - COVID-19
TASK GROUP RESOURCE MANAGEMENT AND LOGISTICS



Situation Report
 As of 13 February 2022

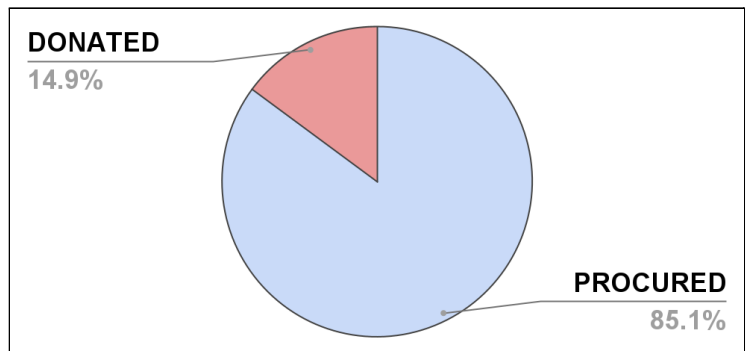
I. DOH-OCD DISTRIBUTION OF SUPPLIES

PARTICULARS	DISPATCHED (PROCURED)	DISPATCHED (DONATED)	DISPATCHED (TOTAL)
Protective Gown	5,509,879	181,635	5,691,514
Protective Suit (Clothing)	5,969,794	213,305	6,183,099
Masks (Surgical)	23,357,079	8,417,576	31,774,655
Head Cover	5,952,274	35,250	5,987,524
Shoe Cover	6,321,149	82,620	6,403,769
Gloves (Surgical)	14,307,812	1,175,900	15,483,712
Goggles	1,050,811	284,498	1,335,309
Masks (N95)	6,224,329	432,025	6,656,354
Masks (KN95)	2,986,742	793,648	3,780,390
Face Shield	4,797,169	453,907	5,251,076
Non-Invasive Ventilator	0	30	30
Alcohol (500ml)	12,608	46,832	59,440

Most distributed medical supply (Procured)	Surgical Mask (23,357,079) pieces
Most distributed medical supply (Donated)	Surgical Mask (8,417,576) pieces
Average Dispatch Percentage (Combined)	96.57%

II. SUMMARY OF PROCURED AND DONATED ITEMS

Total Items Dispatched	114,554,273 individual pieces
Total Procured Items Dispatched	97,467,814 individual pieces
Total Donated Items Dispatched	17,086,459 individual pieces



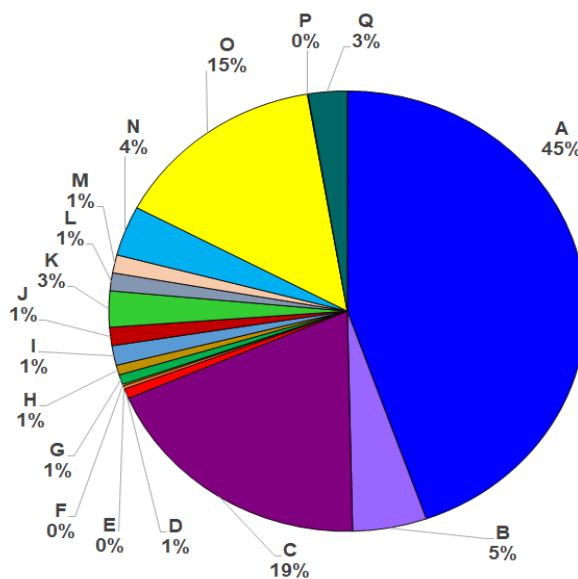
III. STATUS OF PROCURED COVID-19 ANTIGEN KITS

BATCH	TOTAL PROCURED	TOTAL DISPATCHED	BALANCE
BATCH 1 (ABBOTT)	500,000	500,000	0
		100.00%	0.00%
BATCH 2 (SD BIOSENSOR)	50,000	50,000	0
		100.00%	0.00%
BATCH 3 (RAPIGEN)	15,500	15,500	0
		100.00%	0.00%

IV. DONATIONS MONITORING (as of 20 April 2021)

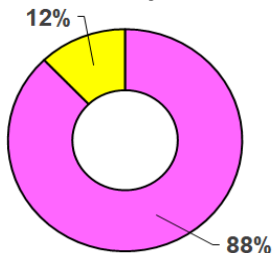
A. Financial Donations Received by OCD

A	AFP	P 16,901,934.27
B	ANONYMOUS	P 1,903,100.00
C	BJMP	P 7,151,337.94
D	DBM	P 273,170.00
E	DENR	P 88,500.00
F	DILG	P 45,000.00
G	DOE	P 273,165.10
H	DOJ	P 273,165.00
I	MALACAÑANG	P 546,330.20
J	MMDA	P 510,000.00
K	NICA	P 1,000,000.00
L	NSC	P 500,000.00
M	OCD	P 499,700.00
N	PHILIPPINE MARINE	P 1,390,350.00
O	PHILIPPINE NAVY	P 5,506,950.00
P	PRIVATE DONATIONS	P 15,000.00
Q	TRANSGLOBAL CONSOLIDATIONS	P 1,000,000.00



DOMESTIC CASH DONATIONS RECEIVED BY OCD
PHP 37,877,702.51

B. Summary of Utilization for Cash Donations (as of 20 April 2021)




Total Cash Donations Received by OCD	Php 37,877,702.51
Cash Donations Utilized	Php 33,279,155.13
Funds Available	Php 4,583,547.38

C. Donations Summary

	DOMESTIC DONATION	INTERNATIONAL DONATION	GRAND TOTAL
MEDICAL SUPPLIES AND EQUIPMENT	8743	561	9304
WATER AND FOOD ITEMS	1990	4	1994
NON-FOOD ITEMS	1404	32	1436
SERVICES	165	6	171
CASH	166	-	166
VARIOUS DONATIONS	137	24	161
OTHERS	37	-	37
VACCINES	12	8	20
RENTALS	3	-	3
Total	12657	635	13292

Prepared by:


GERRY JONES M BASILIO
 Duty Staff

Reviewed by


JOSE ANGELO A MANGAOANG
 Officer-on-duty

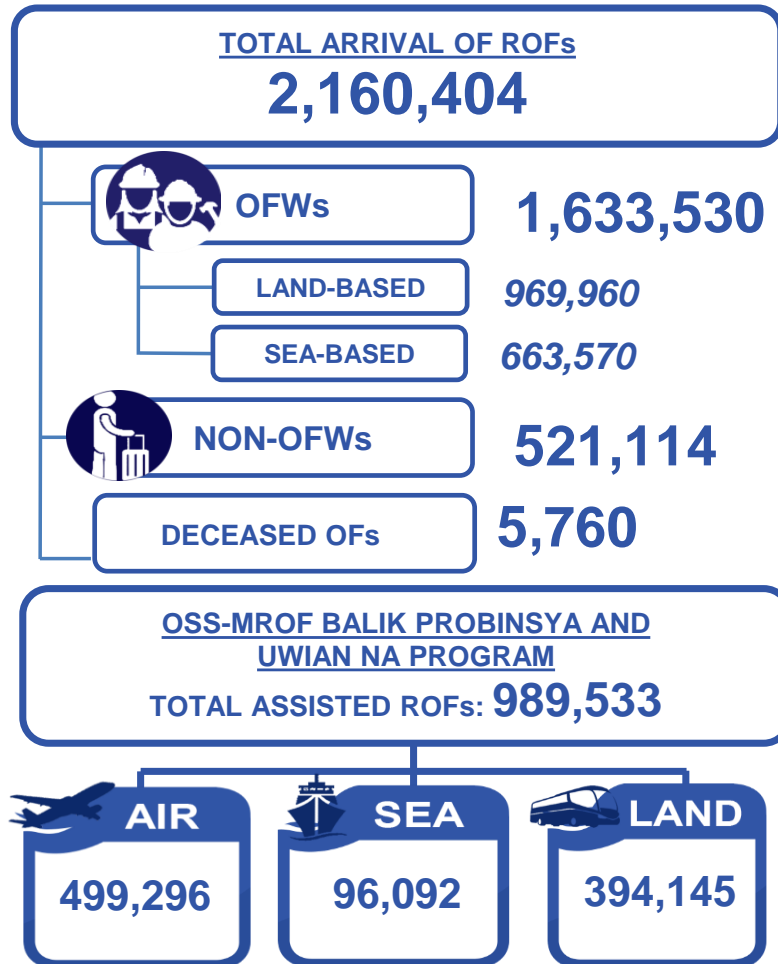
Approved by:


DIRECTOR BERNARDO RAFAELITO R ALEJANDRO IV, CESO IV, MNSA
 Head, Task Group Resource Management and Logistics



Task Group on Management of Returning Overseas Filipinos

Summary Report
 13 February 2022



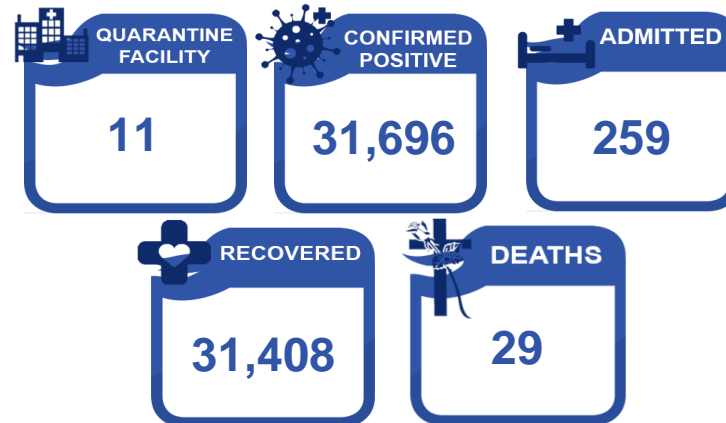
OWWA COVID-19 RELATED ASSISTANCE TO OFWs

RETURNED TO HOME REGIONS : 802,538
 OFW KALINGA : 829,067

TOTAL NO. OF RETURNING FILIPINOS FROM SABAH

3,289

HEALTH STATUS of ROFs





Republic of the Philippines
INTER-AGENCY TASK FORCE
FOR THE MANAGEMENT OF EMERGING INFECTIOUS DISEASE
NATIONAL TASK FORCE AGAINST COVID-19



Task Group on Management of Returning Overseas Filipinos

TG-MROF Daily Operational Report as of 13 February 2022

ARRIVALS

ROFs	TOTAL ARRIVAL ON AIRPORTS: 2,083,393														GRAND TOTAL ARRIVAL OF ROFs	
	NINYO AQUINO INTERNATIONAL AIRPORT						CLARK INTERNATIONAL AIRPORT		MACTAN-CEBU INTERNATIONAL AIRPORT		LAOAG AIRPORT	DAVAO AIRPORT	SUBIC AIRPORT	BOHOL-PANGLAO AIRPORT		
	Terminal 1 (23 April 2020 - 12 February 2022)		Terminal 2 (23 April 2020 - 12 February 2022)		Terminal 3 (08 July 2020 - 12 February 2022)		(05 June 2020 - 12 February 2022)		(28 June 2020 - 12 February 2022)		(18 June - 12 Feb. 2022)	(27 June - 12 Feb. 2022)	(18 June - 12 Feb. 2022)	(Nov. 18 - 12 Feb. 2022)		
	Now	Cumulative	Now	Cumulative	Now	Cumulative	Now	Cumulative	Now	Cumulative	Cumulative	Cumulative	Cumulative	Cumulative		
SUBTOTAL	1,782	521,024	2,438	652,457	2,518	452,758	648	226,104	551	191,701	405	16,741	21,984	219	8,018	2,160,404
OFWs	1,381	436,039	749	409,956	1,588	328,371	519	202,804	451	150,543	381	13,067	20,953	219	4,750	1,633,530
Land-based	1,160	328,437	435	245,361	1,003	186,086	371	113,120	214	64,834	352	12,161	19,455	154	3,183	969,960
Sea-based	221	107,602	314	164,595	585	142,285	148	89,684	237	85,709	29	906	1,498	11	1,567	663,570
NON-OFWs	401	84,985	1,689	242,501	930	124,387	129	23,300	100	41,158	24	3,674	1,031	54	3,249	521,114
Deceased OFWs	19	5,760													19	5,760

ROFs	TOTAL ARRIVAL ON SEAPORTS: 71,251													
	MANILA		CEBU		SUBIC		BATAAN		TAWI-TAWI/ZAMBOANGA		DAVAO		BATANGAS	
	Now	Cumulative	Now	Cumulative	Now	Cumulative	Now	Cumulative	Now	Cumulative	Now	Cumulative	Now	Cumulative
	SUBTOTAL	0	64,031	19	953	17	1,305	26	1,259	0	3,289	0	97	0
OFWs	0	64,031	19	953	17	1,305	26	1,259	0	3,289	0	97	0	317
Sea-based	0	64,031	19	953	17	1,305	26	1,259	0	3,289	0	97	0	317

Sources: 1) OSS Report dated 12 February 2022, 2) BOQ Report No. 634 dated 13 February 2022, 3) BOQ Human Remains Report No. 577 dated 13 February 2022, and 4) OCD BARMM Report dated 22 May 2021

QUARANTINE

ROFs IN TREATMENT AND MONITORING FACILITIES								
No. of QFs	Confirmed Positive		Admitted		Recovered		Deaths	
	Now	Cumulative	Now	Cumulative	Now	Cumulative	Now	Cumulative
	11							
	12	31,696	0	259	48	31,408	0	29

Source: 1) BOQ Report No. 634 dated 13 February 2022. (Note: Figures from previous reports may differ due to data verification process.)

OSS-MROF BALIK PROBINSYA & UWIAN NA PROGRAM
(May 25, 2020 - February 12, 2022)

ROFs ASSISTED THRU THEIR DESTINATION	MODE OF TRANSPORTATION			GRAND TOTAL
	Air (NAIA T2)	Land (PITX)	Sea (N. Harbor)	
	Cumulative	Cumulative	Cumulative	
	499,296	394,145	96,092	989,533

Sources: 1) OSS Report as of 12 February 2022, 2) PITX Report (Uwian Na Program) dated 13 February and "DOTr (Hatid Tulung Program) Report dated 14 May 2021. *Data starting from June 2 includes LSI and APOR. (Note: Figures from previous reports may differ due to data verification process.)

RETURNING FILIPINOS FROM SABAH

TOTAL NO. OF RETURNING FILIPINOS FROM SABAH:		3,289
First Batch	July 5, 2020	395
Second Batch	July 29, 2020	394
Third Batch	August 13, 2020	400
Fourth Batch	August 28, 2020	379
Fifth Batch	September 24, 2020	400
Sixth Batch	November 12, 2020	151
Seventh Batch	December 13-20, 2020	Failed deportation due to force majeure
Eighth Batch	March 7, 2021	316
Ninth Batch	April 17, 2021	358
Tenth Batch	May 22, 2021	496

As of June 21, 2021, 4,683 remaining Filipinos are still in Sabah for transfer.

Source: 1) OCD BARMM Report dated 22 May 2021. (Note: Figures from previous reports may differ due to data verification process.)

OWWA COVID-19 RELATED ASSISTANCE TO OFWs
(March 2020 - November 2021)

Returned to Home Regions	802,538
OFW Kalinga	829,067

Source: 1) OWWA Monitoring Report dated November 2021.

REMAINS OF DECEASED OFs

COUNTRY OF ORIGIN	NOW		CUMULATIVE		CAUSE OF DEATH	
	COUNTRY	NOW	CUMULATIVE	CUMULATIVE		
TOTAL		19	5,760			5,760
Saudi Arabia		0	798		COVID-19	634
USA		0	287			
United Arab Emirates		0	149		NON COVID-19	5,126
Qatar		0	67			
Kuwait		0	51			
Others		19	4,408			

Sources: 1) BOQ Human Remains Report No. 577 dated 13 February 2022. (Note: Figures from previous reports may differ due to data verification process.)

Prepared by:

(SGD)
ARIANNE JEWEL G. PEROLA
Duty Staff

Reviewed by:

(SGD)
MARVIN T MANZANO, MDRM
Officer, TG MROF Coordination Center

Approved by:

(SGD)
DIR. BERNARDO RAFAELITO R ALEJANDRO IV, CESO IV, MNSA
Head, TG MROF Coordination Center

Republic of the Philippines
Inter-Agency Task Force
FOR THE MANAGEMENT OF EMERGENCY INFECTIOUS DISEASE
NATIONAL TASK FORCE COVID-19
Task Group on Management of Returning Overseas Filipinos

NARRATIVE REPORT
13 February 2022

ACTIONS TAKEN: Management of Returning Overseas Filipinos (MROF)

The Task Group on Management of Returning Overseas Filipinos (TG-MROF) was created by the National Incident Command-National Task Force COVID 19 to solely cater to the medical and social needs of Returning Overseas Filipinos (ROFs). The TG-MROF in coordination with various government agencies, private entities, and other task groups created to respond with the prevailing crisis, regional task units, and local government agencies that are task to facilitate the safe return of the ROFs back to their home provinces.

Members: DND, DOTr, DOLE, DILG, DFA, DOT, DSWD, DOH, OCD, OWWA, BOQ, CAAP, MARINA, PCG, PNP and AFP

ARRIVALS: As of 12 February 2022, a total of **2,160,404 Returning Overseas Filipinos (ROFs)** arrived at the NAIA Terminals 1, 2, and 3, Clark International Airport, Mactan-Cebu International Airport, Laoag International Airport, South Harbor, Subic, Bataan, Zamboanga, and Batangas Port. Of which, a total of **1,633,530** are **OFWs** (**969,960** are **land-based** and **663,570** are **sea-based**) and **521,114** are **non-OFWs**.

A total of **5,760 deceased ROFs** had arrived in the country from 07 July 2020 – 13 February 2022. Of which, **633** died due to COVID-19.

QUARANTINE: As of 12 February 2022, a total of **31,696** ROFs were confirmed positive with COVID-19. Of which, **259** are admitted at **11** quarantine facilities, **31,408** were able to recover and **29** died.

OSS-MROF BALIK PROBINSYA AND UWIAN NA PROGRAM: As of 13 February 2022, a total of **989,533** ROFs were assisted back to their home provinces. Of which, **394,145** were assisted by land, **499,296** by air, and **96,092** by sea.

OWWA COVID-19 RELATED ASSISTANCE TO OFWs: From March 2020 to 10 October, 2021, a total of **829,067** OFWs were assisted by OWWA on their “Returned to Home Regions” program and **801,037** OFWs are also assisted through “OFW Kalinga” program.

RETURNING FILIPINOS (REFs) from SABAH: As of 22 May 2021, a total of **3,289** REFs from Sabah had arrived in the country. While as of 21 June 2021, a total of **4,683** remaining Filipinos are still in Sabah for transfer.

Prepared by:

(SGD)
ARIANNE JEWEL G. PEROLA
Duty Staff

Reviewed by:

(SGD)
MR MARVIN T. MANZANO
Officer, TG MROF Coordination Center

Approved by:

(SGD)
DIR. BERNARDO RAFAELITO R. ALEJANDRO IV, CESO IV, MNSA
Head, TG MROF Coordination Center