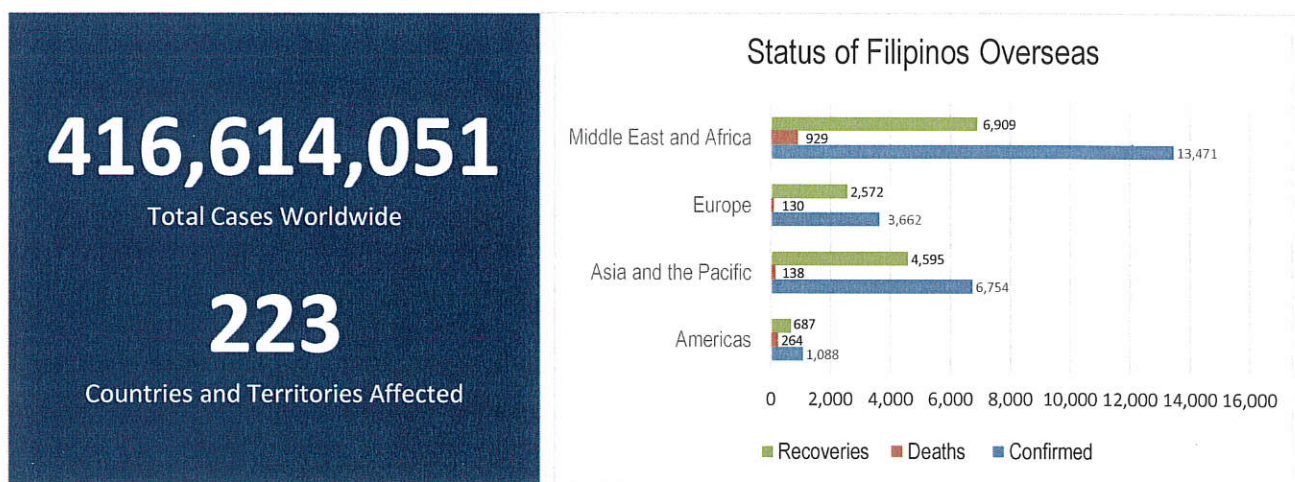


NATIONAL TASK FORCE
CORONAVIRUS DISEASE-2019
SITUATIONAL REPORT NO. 688

Issued on 1200H, 18 February 2022
 Report Coverage: 17 February 2022

GLOBAL SITUATION

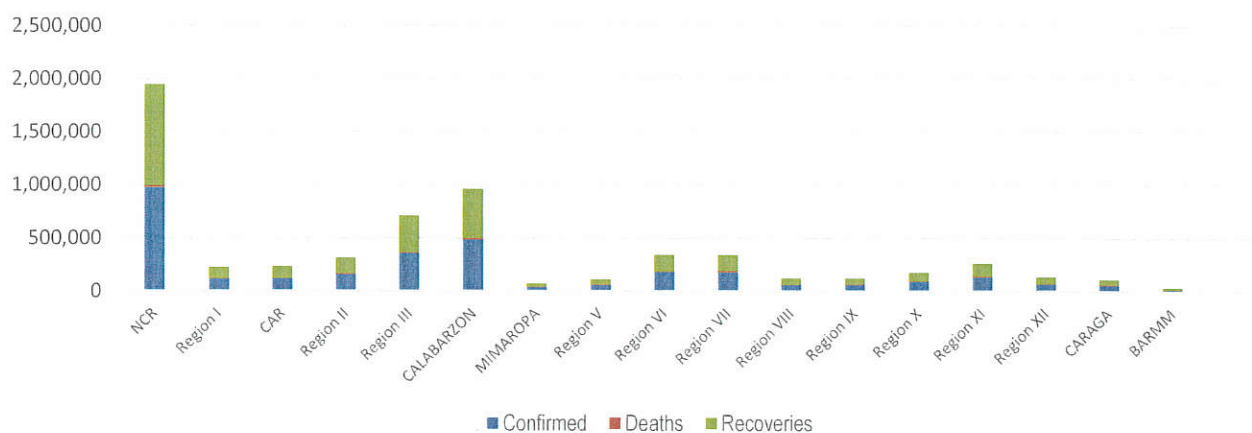


Source: WHO Global Data as of 17 February 2022

PHILIPPINE SITUATION

	<i>TOTAL</i>	<i>NEW</i>	<i>REMARKS</i>
TOTAL CASES	3,646,793	+2,196	
ACTIVE CASES	66,588		1.8 % Positivity Rate
DEATHS	55,330	+107	1.52 % Case Fatality Rate
RECOVERIES	3,524,875	+4,409	96.7 % Case Recovery Rate

Summary of Cases per Region



P-D-I-T-R STRATEGY

With reference to the National Action Plan (NAP) for COVID-19, the National Task Force is intensifying efforts to PREVENT the spread of the COVID-19, TEST individuals, and communities, ISOLATE those that are identified to be confirmed cases, TREAT and provide with appropriate health care, and REINTEGRATE them back to the community.

DETECT

DETECT entails active screening of those presenting with signs and symptoms of COVID-19 in the community as well as other disease surveillance activities. For this purpose, contact tracing teams have been organized and provided with appropriate training. Summary is as follows:



The overall results of contact tracing are summarized as follows:

<h1 style="font-size: 2em; margin: 0;">1:4</h1> <p style="font-size: 0.8em; margin: 5px 0;">Case: Close Contacts Ratio</p>	<h1 style="font-size: 2em; margin: 0;">98%</h1> <p style="font-size: 0.8em; margin: 5px 0;">Close Contacts Listed, Traced, and Assessed within 24 hours</p>
--	---

Data as of 17 February 2022

Also, part of DETECT strategy is the enhancement of the COVID-19 testing capacities of the country. For this purpose, testing laboratories are setup and provided with appropriate licensing. The summary is as follows:

<h1 style="font-size: 2em; margin: 0;">310</h1> <p style="font-size: 0.8em; margin: 5px 0;">Licensed RT-PCR and GeneXpert Laboratories</p>	<h1 style="font-size: 2em; margin: 0;">19</h1> <p style="font-size: 0.8em; margin: 5px 0;">Laboratories with Ongoing Licensing Applications</p>
--	---

The overall testing results is summarized as follows:

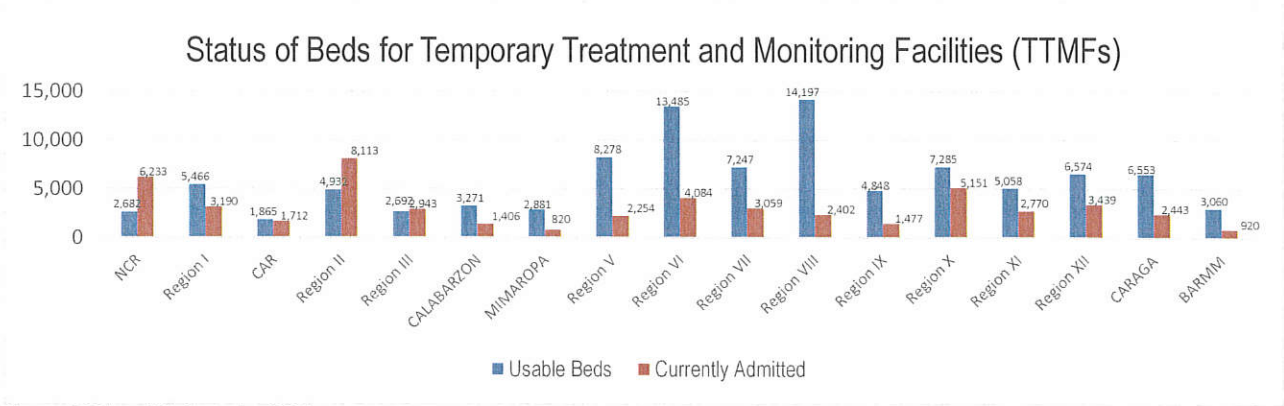
	TOTAL	NEW
TESTS CONDUCTED	25,833,069	-
UNIQUE INDIVIDUALS TESTED	24,297,953	-
POSITIVITY RATE	13.3%	
BACKLOGS	-	

To aid in the testing efforts, Mega Swabbing Sites have been established. The outputs of the Mega Swabbing Sites are as follows:

	TOTAL	NEW
ACT MOBILE TEAM	436,674	-
MOA ARENA	411,986	-
NINOY AQUINO STADIUM	455,432	-
PHILIPPINE SPORTS ARENA	624,910	-

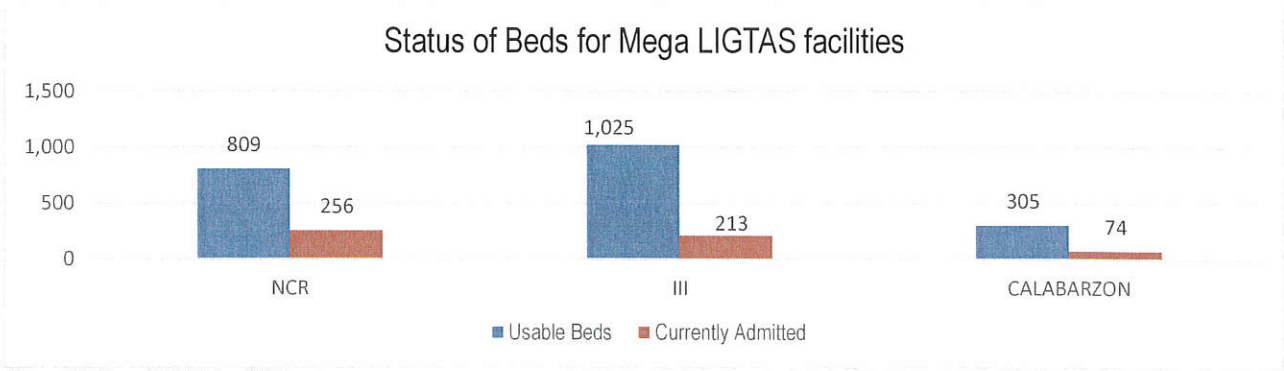
ISOLATE

Isolate involves implementation of measures to separate those identified as exposed and confirmed cases and provide medical interventions to further prevent the spread of the disease. This strategy involves setting up of Temporary Treatment and Monitoring Facilities (TTMFs). The summary of TTMFs established is as follows:



Source: DOH as of 07 September 2021

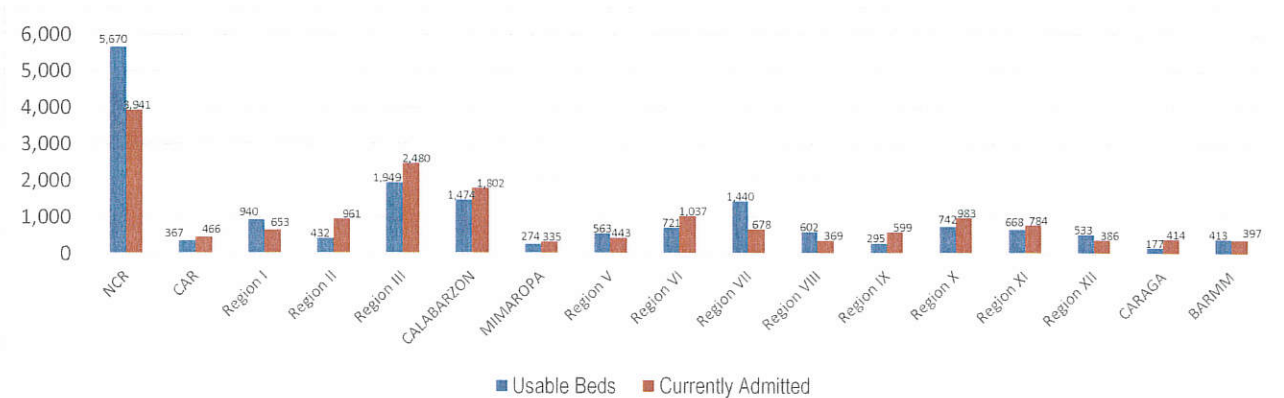
Aside from the TTMFs, Mega LIGTAS facilities have also been established. The summary of occupancies for the Mega LIGTAS facilities is as follows:



Source: DOH as of 15 October 2021

TREAT


For the TREAT strategy, One Hospital Command has been established to facilitate a centralized referral system. Further, wards, isolation, and intensive care units are in operation to provide treatment services for COVID-19 positives. The occupancy rate for all beds dedicated to COVID-19 (Ward, Isolation, Intensive Care) among reporting hospitals is summarized as follows.



Source: DOH as of 07 September 2021


DONATIONS MONITORING

In terms of resources, the following is the summary of total domestic and international donations received by the Philippine government, particularly various medical supplies, monitored by OCD in compliance with the Administrative Order No. 27, s. 2020, signed by the President of the Philippines on 31 March 2020.




MANAGEMENT OF RETURNING OVERSEAS FILIPINOS

Returning Overseas Filipinos are provided with assistance by facilitating their arrival from different points of origin abroad until their return to their respective homes, and attend to their medical and social needs, in order to give them comfort, ensure their safety, and prevent the spread of COVID-19. The following is the summary of ROFs



For the Chairperson, NDRRMC:


UNDERSECRETARY RICARDO B JALAD
Executive Director, NDRRMC and
Administrator, OCD

REFERENCES: Reports from
World Health Organization
Office of Civil Defense
Department of Health
Department of the Interior and Local Government
Department of Foreign Affairs

ANNEXES:
Breakdown of Returning Overseas Filipinos
Breakdown of Resource Management and Logistics

NOTE:
Other reports are available upon request

Breakdown of COVID-19 Cases per LGU
As of 17 February 2022

REGION / PROVINCE / CHARTERED CITY	CLOSE CONTACTS	SUSPECTED CASES	PROBABLE CASES	ACTIVE CONFIRMED	CUMULATIVE CONFIRMED	CUMULATIVE DEATHS	CUMULATIVE RECOVERIES
GRAND TOTAL	6,131,298	1,232,472	248,305	69,654	3,156,573	76,069	3,020,112
NCR	3,811,091	980,758	242,842	3,720	973,941	14,833	955,388
Caloocan		226,199	119,989	178	72,938	1,702	71,058
Malabon	271,904	93	21,187	39	25,253	714	24,500
Navotas	5,071	2,762	9,216	26	21,036	635	20,375
Valenzuela		20,488	1,044	57	43,597	914	42,626
Pasig	589,867	6,519	51,863	90	79,997	1,539	78,368
Pateros	35,171	32,245	2,926	17	9,696	105	9,574
Marikina	196,642	405	2,079	60	34,940	709	34,171
Taguig	106,305	100,609	5,696	519	63,203	456	62,228
Quezon City	1,505,680	501,703	-	962	258,986	1,663	256,361
Manila		339	-	1,167	86,075	1,605	83,303
Makati	270,818	23,109	1,639	112	54,308	1,039	53,157
Mandaluyong		34,201	25,528	254	39,093	696	38,143
San Juan	319,181	4	-	22	20,864	359	20,483
Muntinlupa	758	-	103	84	39,702	609	39,009
Parañaque	495,766	19,636	656	69	50,302	777	49,456
Las Piñas	12,540	12,297	676	38	45,252	731	44,483
Pasay	1,388	149	240	26	28,699	580	28,093
CAR	339,316	51,956	0	1,524	117,379	2,467	113,368
Abra	3,902	1,022	-	49	5,727	146	5,531
Apayao	6,473	4,870	-	58	9,685	119	9,505
Baguio City	194,153	11,940	-	413	41,139	815	39,903
Benquet	93,802	11,867	-	611	27,545	825	26,106
Ifugao	8,864	12,755	-	122	11,659	175	11,360
Kalinga	12,613	5,986	-	90	11,491	243	11,157
Mt. Province	19,509	3,516	-	181	10,133	144	9,806
I	157,134	19,111	0	2,809	115,298	2,437	110,062
Ilocos Norte	13,850	240	-	856	24,722	496	23,370
Ilocos Sur	43,134	1,575	-	434	20,370	255	19,691
La Union	28,786	10,674	-	817	26,926	638	25,471
Pangasinan	55,703	6,025	-	623	36,989	834	35,532
Dagupan City	15,661	597	-	79	6,291	214	5,998
II	231	2,166	4	783	157,412	5,446	151,080
Batanes	-	18	-	11	343	3	329
Cagayan	106	592	2	251	59,138	2,366	56,471
Isabela	110	1,137	2	355	68,603	2,189	66,023
Nueva Vizcaya	15	369	-	133	21,290	630	20,513
Quirino	-	50	-	33	8,038	258	7,744
III	0	0	0	6,241	357,894	6,463	345,190
Aurora	-	-	-	44	4,258	224	3,990
Bataan	-	-	-	840	40,923	506	39,577
Bulacan	-	-	-	2,364	135,389	1,679	131,346
Nueva Ecija	-	-	-	779	40,751	1,004	38,968
Pampanga	-	-	-	1,014	68,497	1,514	65,969
Tarlac	-	-	-	655	28,415	565	27,195
Zambales	-	-	-	157	12,540	498	11,885
Angeles City	-	-	-	289	19,102	309	18,504
Olongapo City	-	-	-	99	8,019	164	7,756
CALABARZON	2,102	59,696	2,331	5,514	484,566	13,134	465,918
Cavite	681	13,462	17	1,612	166,395	3,459	161,324
Laguna	675	13,388	658	2,263	121,468	3,206	115,999
Batangas	181	1,674	17	378	78,747	2,853	75,516
Rizal	515	0	18	602	86,029	2,118	83,309
Quezon	50	31,172	1621	659	31,927	1,498	29,770
MIMAROPA	67,478	14,083	270	688	37,514	1,205	35,178
Occidental Mindoro	14,343	1,815	71	46	6,948	164	6,663
Oriental Mindoro	11,493	5,255	33	128	11,430	485	10,723
Marinduque	7,277	1,054	115	11	4,259	75	4,079
Romblon	10,889	3,496	13	8	4,984	94	4,875
Palawan	23,476	2,463	38	495	9,893	387	8,838
V	13,852	760	1	5,321	58,744	2,114	51,309
Albay	4,911	411	1	2,220	11,973	526	9,227
Camarines Norte	664	66	0	168	4,036	202	3,666
Camarines Sur	3,742	149	0	1,399	25,392	724	23,269
Catanduanes	1,226	35	0	111	3,183	116	2,956
Masbate	1,352	15	0	1,182	5,614	74	4,358
Sorsogon	842	83	0	39	8,305	467	7,799
Others	1,115	1	0	202	241	5	34

REGION / PROVINCE / CHARTERED CITY	CLOSE CONTACTS	SUSPECTED CASES	PROBABLE CASES	ACTIVE CONFIRMED	CUMULATIVE CONFIRMED	CUMULATIVE DEATHS	CUMULATIVE RECOVERIES
VI	207,460	504	108	13,088	180,259	5,038	162,065
Aklan	18,990	8	3	213	15,080	240	14,626
Antique	7,746	14	43	1,953	8,332	256	6,118
Capiz	24,458	16	1	1,115	12,152	399	10,635
Guimaras	4,776	17	0	178	3,645	173	3,292
Iloilo	51,641	179	13	5,006	42,385	1,201	36,158
Iloilo City	63,386	198	24	886	30,969	662	29,411
Negros Occidental	25,383	61	14	3,082	39,970	1,282	35,589
Bacolod City	11,080	11	10	655	27,726	825	26,236
VII	6,381	2,425	2,172	10,346	178,880	6,784	161,750
Bohol	976	636	17	528	22,640	643	21,469
Cebu	4,336	218	584	1,787	45,274	2,709	40,778
Negros Oriental	833	1,512	1,540	2,176	23,073	776	20,121
Siquijor	14	-	2	25	2,757	45	2,687
Cebu City	-	-	-	4,298	53,106	1,638	47,170
Lapu-Lapu City	49	-	-	964	16,822	493	15,365
Mandaue City	173	59	29	568	15,208	480	14,160
VIII	175,034	382	1	450	61,726	658	60,715
Leyte	45,695	103	-	178	22,270	160	21,975
Southern Leyte	18,962	101	-	52	6,116	42	6,035
Biliran	9,162	21	-	15	2,164	53	2,100
Samar	44,073	60	1	34	9,144	127	8,987
Eastern Samar	12,492	4	-	27	4,847	48	4,778
Northern Samar	15,114	59	-	19	4,712	94	4,608
Tacloban City	23,660	15	-	56	8,429	94	8,283
Ormoc City	5,876	0	-	69	4,044	40	3,949
Other Region	-	19	-	0	0	0	0
IX	140,697	28,585	0	947	62,412	2,663	58,802
Zamboanga Del Norte	16,511	3,379	0	28	11,617	577	11,012
Zamboanga Del Sur	44,456	3,285	0	33	16,001	602	15,366
Zamboanga Sibugay	8,464	1,642	0	69	4,679	246	4,364
Zamboanga City	71,183	19,378	0	799	28,375	1,179	26,397
Isabela City, Basilan	83	901	0	18	1,740	59	1,663
X	0	8,875	0	9,866	89,772	3,527	85,956
Cagayan De Oro City	-	3,043	0	2,818	22,795	1,130	23,108
Iligan City	-	505	0	450	4,854	442	4,722
Bukidnon	-	1,863	0	3,470	26,642	583	27,136
Camiguin	-	107	0	292	2,409	185	1,943
Lanao Del Norte	-	104	0	226	4,819	322	4,269
Misamis Occidental	-	1,260	0	1,107	10,982	354	9,521
Misamis Oriental	-	1,993	0	1,503	17,271	511	15,257
XI	924,250	44,107	170	5,104	133,892	4,148	124,640
Davao City	566,555	40,320	108	923	71,698	1,894	68,881
Davao De Oro	56,640	771	5	506	9,728	428	8,794
Davao Del Norte	110,596	1,381	39	1,293	24,540	881	22,366
Davao Del Sur	68,768	972	2	1,526	14,076	502	12,048
Davao Occidental	36,842	219	15	557	4,708	111	4,040
Davao Oriental	84,729	444	1	299	9,142	332	8,511
Other Regions	120	-	-	-	-	-	-
XII	285,379	16,985	6	1,994	68,847	2,452	64,375
General Santos City	21,415	4,954	-	221	17,475	610	16,636
North Cotabato	43,614	481	1	545	13,512	640	12,320
Sarangani	61,702	103	-	474	7,855	183	7,192
South Cotabato	129,082	11,012	5	621	21,597	775	20,198
Sultan Kudarat	29,566	435	-	133	8,408	244	8,029
CARAGA	0	1,365	384	848	58,432	2,024	55,798
Dinagat Islands	0	142	0	7	1,726	82	1,639
Butuan City	-	305	9	198	14,389	387	13,863
Cabadbaran City	-	63	6	20	1,610	34	1,564
Tandag City	-	21	9	21	2,076	94	1,976
Agusan Del Norte	-	225	26	74	4,983	192	4,744
Bayugan City	-	77	22	26	2,300	89	2,184
Agusan Del Sur	0	130	128	253	13,367	315	12,843
Surigao Del Norte	0	106	22	59	3,979	165	3,764
Surigao Del Sur	0	59	60	132	8,661	376	8,203
Surigao City	-	171	47	26	2,709	141	2,552
Bislig City	-	66	55	32	2,632	149	2,466
BARMM	893	714	16	411	19,605	676	18,518
Maguindanao	73	106	8	263	4503	157	4083
Lanao del Sur	723	200	1	32	6809	247	6530
Basilan	63	128	1	3	1430	60	1367
Sulu	34	235	6	44	1256	36	1176
Tawi-Tawi	0	45	0	4	201	19	178
Cotabato City	0	0	0	65	5406	157	5184

Sources: OCDROs

Note: Decrease in figures of cumulative data is due to ongoing validation.



Republic of the Philippines
 INTER-AGENCY TASK FORCE
 FOR THE MANAGEMENT OF EMERGING INFECTIOUS DISEASE
 NATIONAL TASK FORCE - COVID-19
TASK GROUP RESOURCE MANAGEMENT AND LOGISTICS



Situation Report
 As of 17 February 2022

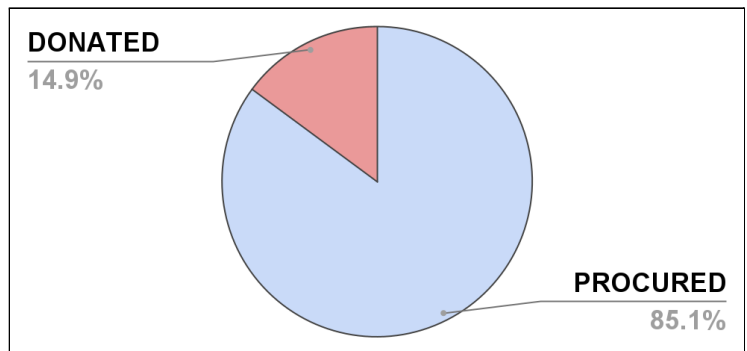
I. DOH-OCD DISTRIBUTION OF SUPPLIES

PARTICULARS	DISPATCHED (PROCURED)	DISPATCHED (DONATED)	DISPATCHED (TOTAL)
Protective Gown	5,509,879	181,635	5,691,514
Protective Suit (Clothing)	5,969,794	213,305	6,183,099
Masks (Surgical)	23,357,079	8,417,576	31,774,655
Head Cover	5,952,274	35,250	5,987,524
Shoe Cover	6,321,149	82,620	6,403,769
Gloves (Surgical)	14,307,812	1,175,900	15,483,712
Goggles	1,050,811	284,498	1,335,309
Masks (N95)	6,224,329	432,025	6,656,354
Masks (KN95)	2,986,742	793,648	3,780,390
Face Shield	4,797,169	453,907	5,251,076
Non-Invasive Ventilator	0	30	30
Alcohol (500ml)	12,608	46,832	59,440

Most distributed medical supply (Procured)	Surgical Mask (23,357,079) pieces
Most distributed medical supply (Donated)	Surgical Mask (8,417,576) pieces
Average Dispatch Percentage (Combined)	96.57%

II. SUMMARY OF PROCURED AND DONATED ITEMS

Total Items Dispatched	114,554,273 individual pieces
Total Procured Items Dispatched	97,467,814 individual pieces
Total Donated Items Dispatched	17,086,459 individual pieces



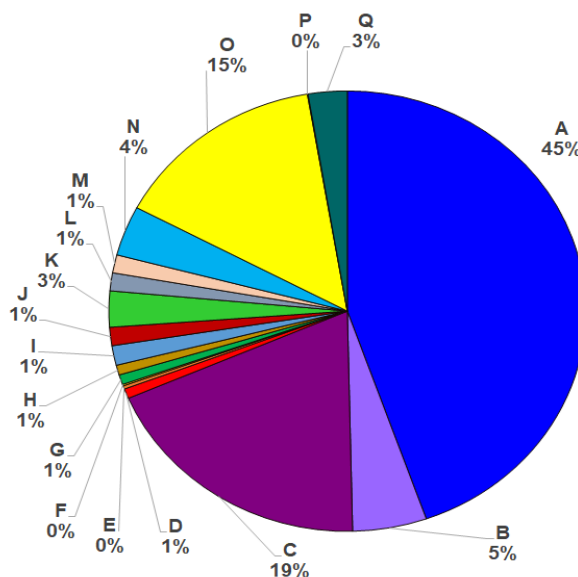
III. STATUS OF PROCURED COVID-19 ANTIGEN KITS

BATCH	TOTAL PROCURED	TOTAL DISPATCHED	BALANCE
BATCH 1 (ABBOTT)	500,000	500,000	0
		100.00%	0.00%
BATCH 2 (SD BIOSENSOR)	50,000	50,000	0
		100.00%	0.00%
BATCH 3 (RAPIGEN)	15,500	15,500	0
		100.00%	0.00%

IV. DONATIONS MONITORING (as of 20 April 2021)

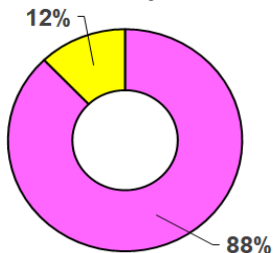
A. Financial Donations Received by OCD

A	AFP	P 16,901,934.27
B	ANONYMOUS	P 1,903,100.00
C	BJMP	P 7,151,337.94
D	DBM	P 273,170.00
E	DENR	P 88,500.00
F	DILG	P 45,000.00
G	DOE	P 273,165.10
H	DOJ	P 273,165.00
I	MALACAÑANG	P 546,330.20
J	MMDA	P 510,000.00
K	NICA	P 1,000,000.00
L	NSC	P 500,000.00
M	OCD	P 499,700.00
N	PHILIPPINE MARINE	P 1,390,350.00
O	PHILIPPINE NAVY	P 5,506,950.00
P	PRIVATE DONATIONS	P 15,000.00
Q	TRANSGLOBAL CONSOLIDATIONS	P 1,000,000.00



DOMESTIC CASH DONATIONS RECEIVED BY OCD
PHP 37,877,702.51

B. Summary of Utilization for Cash Donations (as of 20 April 2021)



Total Cash Donations Received by OCD	Php 37,877,702.51
Cash Donations Utilized	Php 33,279,155.13
Funds Available	Php 4,583,547.38

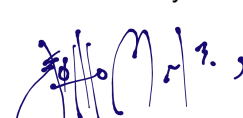
C. Donations Summary

	DOMESTIC DONATION	INTERNATIONAL DONATION	GRAND TOTAL
MEDICAL SUPPLIES AND EQUIPMENT	8743	561	9304
WATER AND FOOD ITEMS	1990	4	1994
NON-FOOD ITEMS	1404	32	1436
SERVICES	165	6	171
CASH	166	-	166
VARIOUS DONATIONS	137	24	161
OTHERS	37	-	37
VACCINES	12	8	20
RENTALS	3	-	3
Total	12657	635	13292

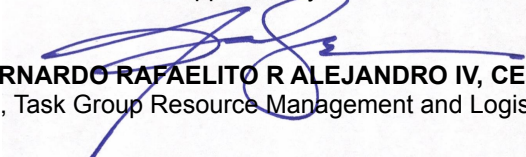
Prepared by:


GERRY JONES M BASILIO
 Duty Staff

Reviewed by


JOSE ANGELO A MANGAOANG
 Officer-on-duty

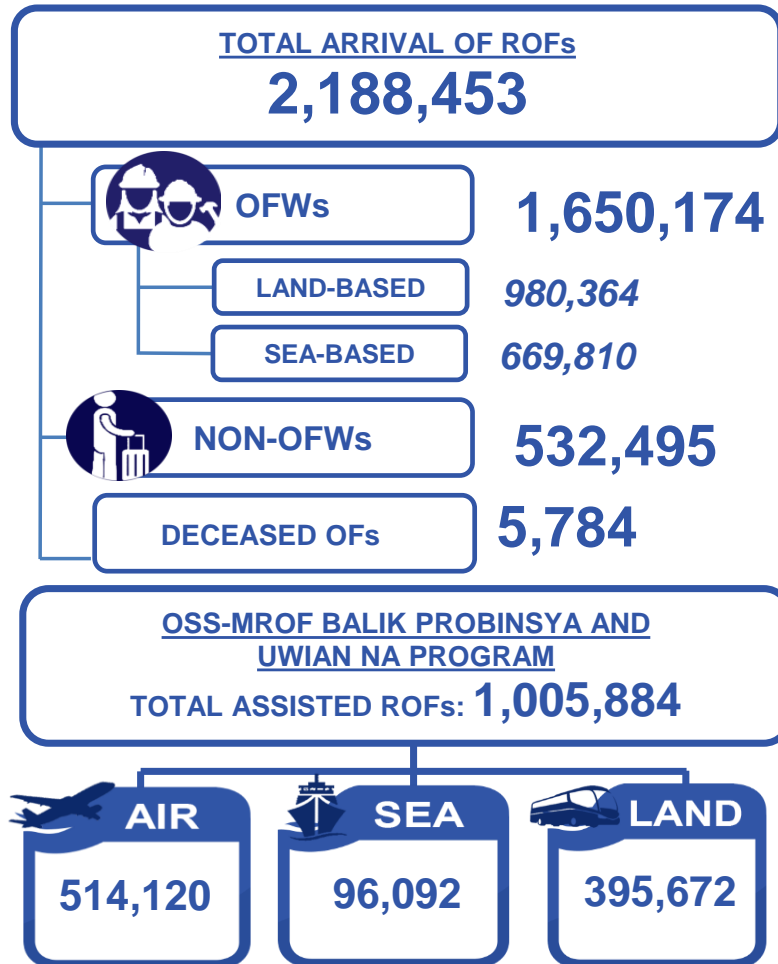
Approved by:


DIRECTOR BERNARDO RAFAELITO R ALEJANDRO IV, CESO IV, MNSA
 Head, Task Group Resource Management and Logistics



Task Group on Management of Returning Overseas Filipinos

Summary Report
 17 February 2022



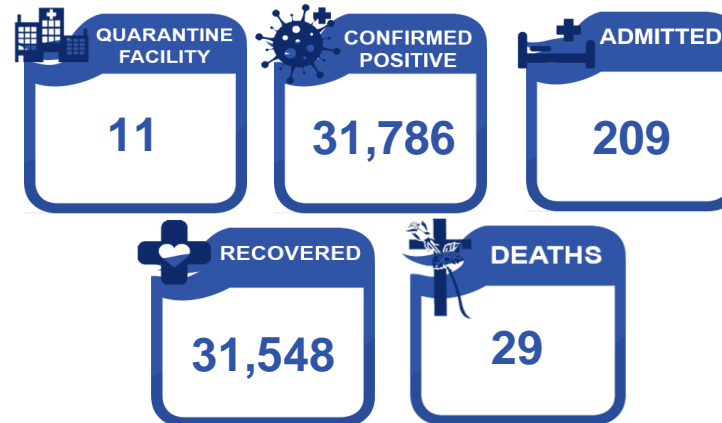
OWWA COVID-19 RELATED ASSISTANCE TO OFWs

RETURNED TO HOME REGIONS : 802,538
 OFW KALINGA : 829,067

TOTAL NO. OF RETURNING FILIPINOS FROM SABAH

3,289

HEALTH STATUS of ROFs





Republic of the Philippines
INTER-AGENCY TASK FORCE
FOR THE MANAGEMENT OF EMERGING INFECTIOUS DISEASE
NATIONAL TASK FORCE AGAINST COVID-19



Task Group on Management of Returning Overseas Filipinos

TG-MROF Daily Operational Report as of 17 February 2022

ARRIVALS

ROFs	TOTAL ARRIVAL ON AIRPORTS: 2,111,164														GRAND TOTAL ARRIVAL OF ROFs	
	NINYO AQUINO INTERNATIONAL AIRPORT						CLARK INTERNATIONAL AIRPORT		MACTAN-CEBU INTERNATIONAL AIRPORT		LAOAG AIRPORT	DAVAO AIRPORT	SUBIC AIRPORT	BOHOL-PANGLAO AIRPORT		
	Terminal 1 (23 April 2020 - 16 February 2022)		Terminal 2 (23 April 2020 - 16 February 2022)		Terminal 3 (08 July 2020 - 16 February 2022)		(05 June 2020 - 16 February 2022)		(28 June 2020 - 16 February 2022)		(18 June - 16 Feb. 2022)	(27 June - 16 Feb. 2022)	(18 June - 16 Feb. 2022)	(Nov. 18 - 16 Feb. 2022)		
	Now	Cumulative	Now	Cumulative	Now	Cumulative	Now	Cumulative	Now	Cumulative	Cumulative	Cumulative	Cumulative	Cumulative		
SUBTOTAL	1,228	526,168	2,061	659,431	2,779	462,427	677	228,792	422	193,898	405	17,203	22,621	219	7,284	2,188,453
OFWs	775	439,282	628	412,526	1,778	334,691	473	204,823	267	151,977	381	13,385	21,439	219	4,038	1,650,174
Land-based	670	331,148	335	246,496	1,026	189,845	293	114,459	115	65,529	352	12,470	19,911	154	2,439	980,364
Sea-based	105	108,134	293	166,030	752	144,846	180	90,364	152	86,448	29	915	1,528	11	1,599	669,810
NON-OFWs	453	86,886	1,433	246,905	1,001	127,736	204	23,969	155	41,921	24	3,818	1,182	54	3,246	532,495
Deceased OFs	0	5,784													0	5,784

ROFs	TOTAL ARRIVAL ON SEAPORTS: 71,505													
	MANILA		CEBU		SUBIC		BATAAN		TAWI-TAWI/ZAMBOANGA		DAVAO		BATANGAS	
	Now	Cumulative	Now	Cumulative	Now	Cumulative	Now	Cumulative	Now	Cumulative	Now	Cumulative	Now	Cumulative
SUBTOTAL	109	64,244	5	975	3	1,327	0	1,255	0	3,289	0	98	0	317
OFWs	109	64,244	5	975	3	1,327	0	1,255	0	3,289	0	98	0	317
Sea-based	109	64,244	5	975	3	1,327	0	1,255	0	3,289	0	98	0	317

Sources: 1) OSS Report dated 16 February 2022, 2) BOQ Report No. 638 dated 17 February 2022, 3) BOQ Human Remains Report No. 581 dated 17 February 2022, and 4) OCD BARMM Report dated 22 May 2021

QUARANTINE

ROFs IN TREATMENT AND MONITORING FACILITIES								
No. of QFs	Confirmed Positive		Admitted		Recovered		Deaths	
	Now	Cumulative	Now	Cumulative	Now	Cumulative	Now	Cumulative
11	21	31,786	0	209	40	31,548	0	29

Source: 1) BOQ Report No. 638 dated 17 February 2022. (Note: Figures from previous reports may differ due to data verification process.)

OSS-MROF BALIK PROBINSYA & UWIAN NA PROGRAM
(May 25, 2020 - February 16, 2022)

ROFs ASSISTED THRU THEIR DESTINATION	MODE OF TRANSPORTATION			GRAND TOTAL
	Air (NAIA T2)	Land (PITX)	Sea (N. Harbor)	
	Cumulative	Cumulative	Cumulative	
	514,120	395,672	96,092	1,005,884

Sources: 1) OSS Report as of 16 February 2022, 2) PITX Report (Uwian Na Program) dated 17 February and "DOTr (Hatid Tulung Program) Report dated 15 May 2021. *Data starting from June 2 includes LSI and APOR. (Note: Figures from previous reports may differ due to data verification process.)

RETURNING FILIPINOS FROM SABAH

TOTAL NO. OF RETURNING FILIPINOS FROM SABAH:	3,289	
First Batch	July 5, 2020	395
Second Batch	July 29, 2020	394
Third Batch	August 13, 2020	400
Fourth Batch	August 28, 2020	379
Fifth Batch	September 24, 2020	400
Sixth Batch	November 12, 2020	151
Seventh Batch	December 13-20, 2020	Failed deportation due to force majeure
Eighth Batch	March 7, 2021	316
Ninth Batch	April 17, 2021	358
Tenth Batch	May 22, 2021	496

As of June 21, 2021, 4,683 remaining Filipinos are still in Sabah for transfer.

Source: 1) OCD BARMM Report dated 22 May 2021. (Note: Figures from previous reports may differ due to data verification process.)

OWWA COVID-19 RELATED ASSISTANCE TO OFWs
(March 2020 - November 2021)

Returned to Home Regions	802,538
OFW Kalinga	829,067

Source: 1) OWWA Monitoring Report dated November 2021.

REMAINS OF DECEASED OFs

COUNTRY OF ORIGIN	NOW		CAUSE OF DEATH	
	CUMULATIVE	CUMULATIVE	CUMULATIVE	CUMULATIVE
TOTAL	0	5,784		5,784
Saudi Arabia	0	798	COVID-19	634
USA	0	287		
United Arab Emirates	0	149	NON COVID-19	5,150
Qatar	0	67		
Kuwait	0	51		
Others	0	4,432		

Source: 1) BOQ Human Remains Report No. 581 dated 17 February 2022. (Note: Figures from previous reports may differ due to data verification process.)

Prepared by:

(SGD)
ARIANNE JEWEL G. PEROLA
Duty Staff

Reviewed by:

(SGD)
MARVIN T MANZANO, MDRM
Officer, TG MROF Coordination Center

Approved by:

(SGD)
DIR. BERNARDO RAFAELITO R ALEJANDRO IV, CESO IV, MNSA
Head, TG MROF Coordination Center

Republic of the Philippines
Inter-Agency Task Force
FOR THE MANAGEMENT OF EMERGENCY INFECTIOUS DISEASE
NATIONAL TASK FORCE COVID-19
Task Group on Management of Returning Overseas Filipinos

NARRATIVE REPORT
17 February 2022

ACTIONS TAKEN: Management of Returning Overseas Filipinos (MROF)

The Task Group on Management of Returning Overseas Filipinos (TG-MROF) was created by the National Incident Command-National Task Force COVID 19 to solely cater to the medical and social needs of Returning Overseas Filipinos (ROFs). The TG-MROF in coordination with various government agencies, private entities, and other task groups created to respond with the prevailing crisis, regional task units, and local government agencies that are task to facilitate the safe return of the ROFs back to their home provinces.

Members: DND, DOTr, DOLE, DILG, DFA, DOT, DSWD, DOH, OCD, OWWA, BOQ, CAAP, MARINA, PCG, PNP and AFP

ARRIVALS: As of 16 February 2022, a total of 2,188,453 **Returning Overseas Filipinos (ROFs)** arrived at the NAIA Terminals 1, 2, and 3, Clark International Airport, Mactan-Cebu International Airport, Laoag International Airport, South Harbor, Subic, Bataan, Zamboanga, and Batangas Port. Of which, a total of 1,650,174 are **OFWs** (980,364 are **land-based** and 669,810 are **sea-based**) and 532,495 are **non-OFWs**.

A total of 5,784 **deceased ROFs** had arrived in the country from 07 July 2020 – 17 February 2022. Of which, 633 died due to COVID-19.

QUARANTINE: As of 17 February 2022, a total of 31,786 ROFs were confirmed positive with COVID-19. Of which, 209 are admitted at 11 quarantine facilities, 31,786 were able to recover and 29 died.

OSS-MROF BALIK PROBINSYA AND UWIAN NA PROGRAM: As of 16 February 2022, a total of 1,005,884 ROFs were assisted back to their home provinces. Of which, 395,672 were assisted by land, 514,120 by air, and 96,092 by sea.

OWWA COVID-19 RELATED ASSISTANCE TO OFWs: From March 2020 to 10 October, 2021, a total of 829,067 OFWs were assisted by OWWA on their “Returned to Home Regions” program and 801,037 OFWs are also assisted through “OFW Kalinga” program.

RETURNING FILIPINOS (REFs) from SABAH: As of 22 May 2021, a total of 3,289 REFs from Sabah had arrived in the country. While as of 21 June 2021, a total of 4,683 remaining Filipinos are still in Sabah for transfer.

Prepared by:

(SGD)
ARIANNE JEWEL G. PEROLA
Duty Staff

Reviewed by:

(SGD)
MR MARVIN T. MANZANO
Officer, TG MROF Coordination Center

Approved by:

(SGD)
DIR. BERNARDO RAFAELITO R. ALEJANDRO IV, CESO IV, MNSA
Head, TG MROF Coordination Center