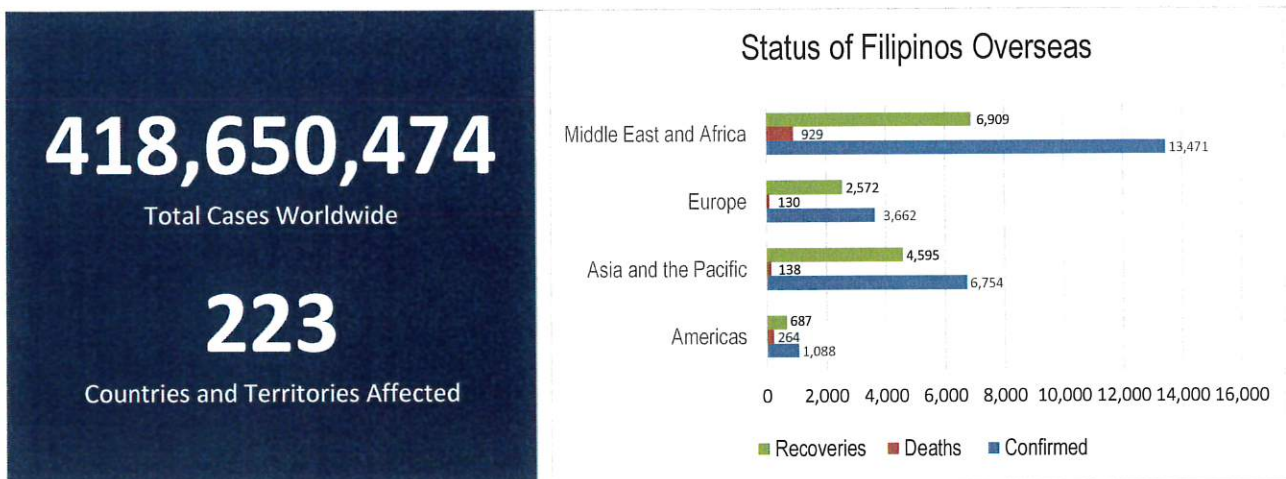




NATIONAL TASK FORCE
CORONAVIRUS DISEASE-2019
SITUATIONAL REPORT NO. 689

Issued on 1200H, 19 February 2022
 Report Coverage: 18 February 2022

GLOBAL SITUATION

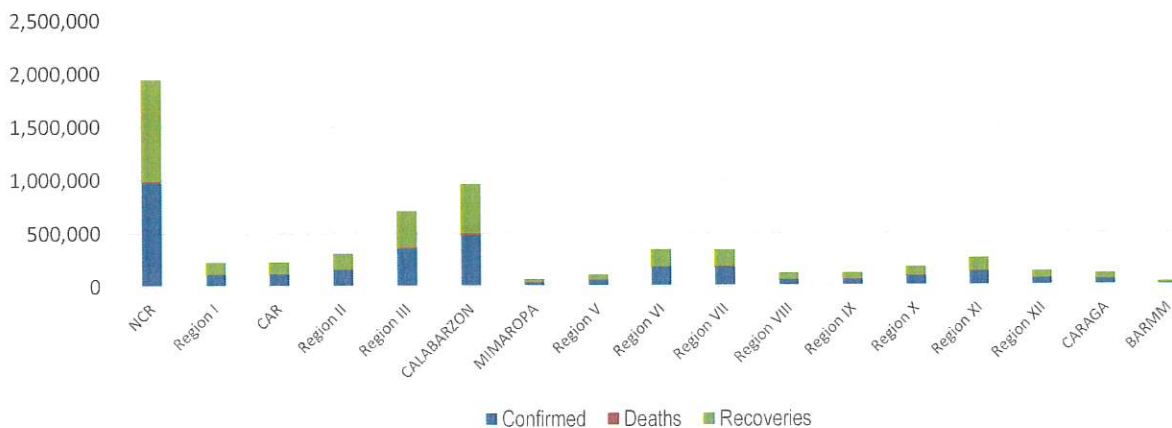


Source: WHO Global Data as of 18 February 2022

PHILIPPINE SITUATION

	<i>TOTAL</i>	<i>NEW</i>	<i>REMARKS</i>
TOTAL CASES	3,646,793	+2,196	
ACTIVE CASES	66,588		1.8 % Positivity Rate
DEATHS	55,330	+107	1.52 % Case Fatality Rate
RECOVERIES	3,524,875	+4,409	96.7 % Case Recovery Rate

Summary of Cases per Region

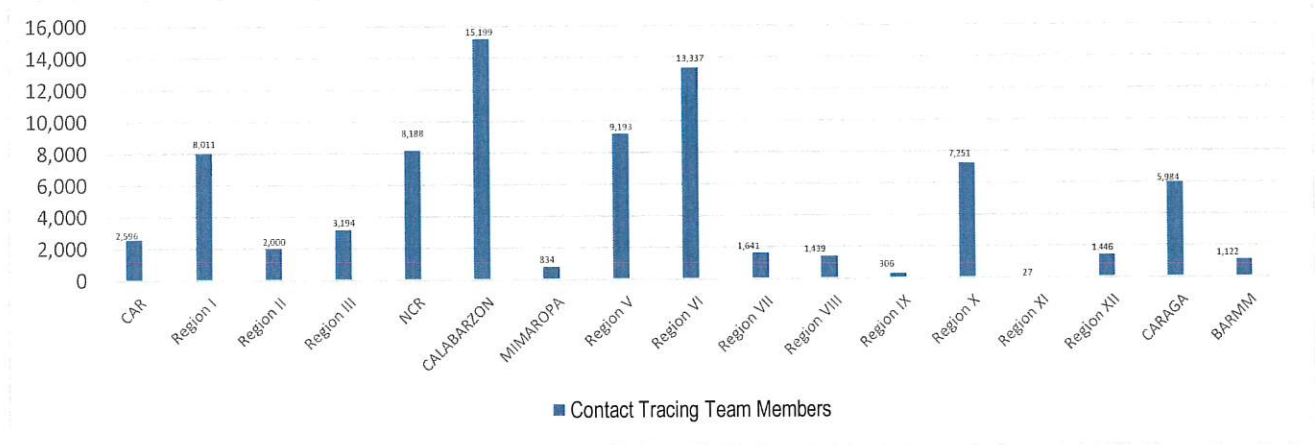


P-D-I-T-R STRATEGY

With reference to the National Action Plan (NAP) for COVID-19, the National Task Force is intensifying efforts to PREVENT the spread of the COVID-19, TEST individuals, and communities, ISOLATE those that are identified to be confirmed cases, TREAT and provide with appropriate health care, and REINTEGRATE them back to the community.

DETECT

DETECT entails active screening of those presenting with signs and symptoms of COVID-19 in the community as well as other disease surveillance activities. For this purpose, contact tracing teams have been organized and provided with appropriate training. Summary is as follows:



The overall results of contact tracing are summarized as follows:

<h1>1:4</h1> <p>Case: Close Contacts Ratio</p>	<h1>98%</h1> <p>Close Contacts Listed, Traced, and Assessed within 24 hours</p>
--	---

Data as of 17 February 2022

Also, part of DETECT strategy is the enhancement of the COVID-19 testing capacities of the country. For this purpose, testing laboratories are setup and provided with appropriate licensing. The summary is as follows:

<h1>310</h1> <p>Licensed RT-PCR and GeneXpert Laboratories</p>	<h1>19</h1> <p>Laboratories with Ongoing Licensing Applications</p>
--	---

The overall testing results is summarized as follows:

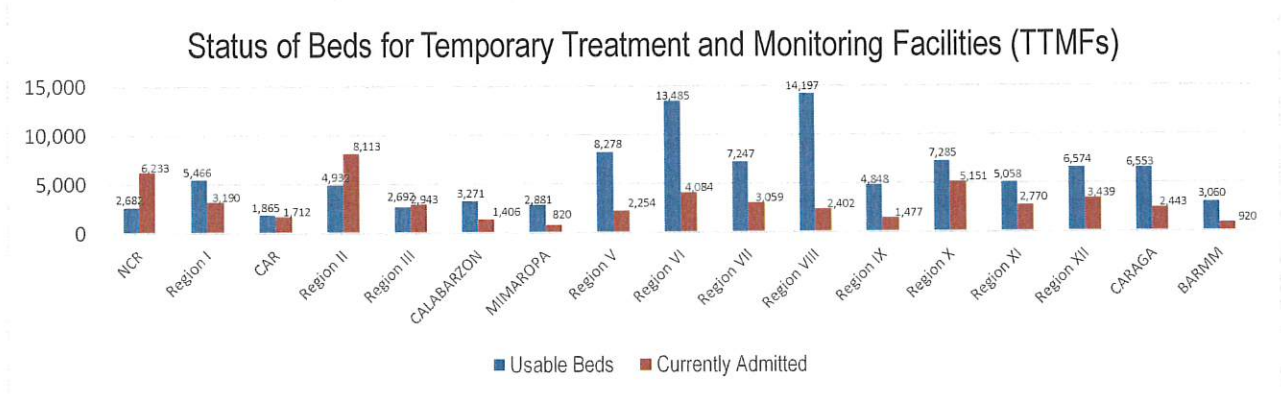
	TOTAL	NEW
TESTS CONDUCTED	25,833,069	-
UNIQUE INDIVIDUALS TESTED	24,297,953	-
POSITIVITY RATE	13.3%	
BACKLOGS	-	

To aid in the testing efforts, Mega Swabbing Sites have been established. The outputs of the Mega Swabbing Sites are as follows:

	TOTAL	NEW
ACT MOBILE TEAM	436,674	-
MOA ARENA	411,986	-
NINOY AQUINO STADIUM	455,432	-
PHILIPPINE SPORTS ARENA	624,910	-

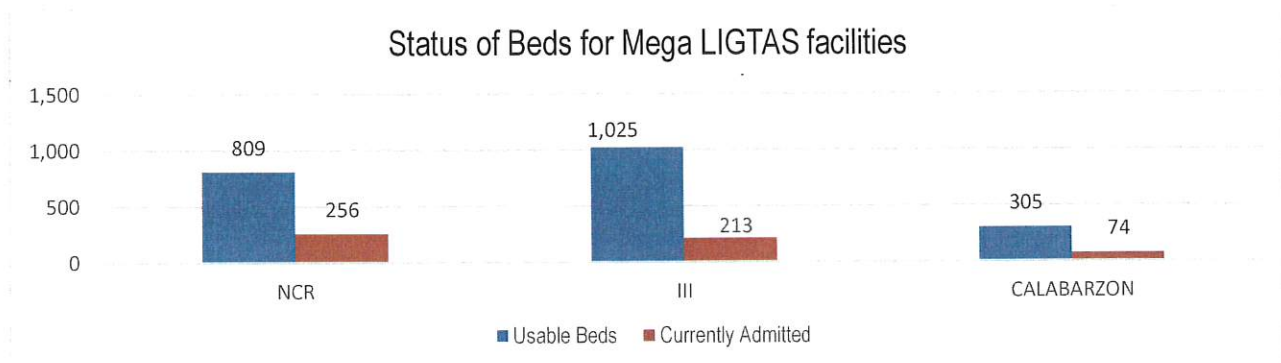
ISOLATE

Isolate involves implementation of measures to separate those identified as exposed and confirmed cases and provide medical interventions to further prevent the spread of the disease. This strategy involves setting up of Temporary Treatment and Monitoring Facilities (TTMFs). The summary of TTMFs established is as follows:



Source: DOH as of 07 September 2021

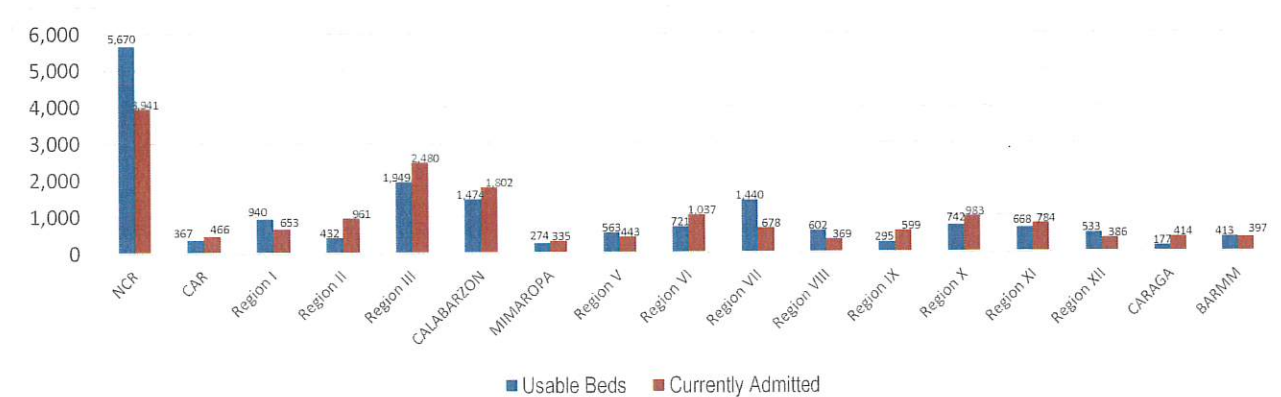
Aside from the TTMFs, Mega LIGTAS facilities have also been established. The summary of occupancies for the Mega LIGTAS facilities is as follows:



Source: DOH as of 15 October 2021

TREAT


For the TREAT strategy, One Hospital Command has been established to facilitate a centralized referral system. Further, wards, isolation, and intensive care units are in operation to provide treatment services for COVID-19 positives. The occupancy rate for all beds dedicated to COVID-19 (Ward, Isolation, Intensive Care) among reporting hospitals is summarized as follows.



Source: DOH as of 07 September 2021

DONATIONS MONITORING

In terms of resources, the following is the summary of total domestic and international donations received by the Philippine government, particularly various medical supplies, monitored by OCD in compliance with the Administrative Order No. 27, s. 2020, signed by the President of the Philippines on 31 March 2020.




MANAGEMENT OF RETURNING OVERSEAS FILIPINOS

Returning Overseas Filipinos are provided with assistance by facilitating their arrival from different points of origin abroad until their return to their respective homes, and attend to their medical and social needs, in order to give them comfort, ensure their safety, and prevent the spread of COVID-19. The following is the summary of ROFs



For the Chairperson, NDRRMC:


UNDERSECRETARY RICARDO B JALAD
Executive Director, NDRRMC and
Administrator, OCD

REFERENCES: Reports from
World Health Organization
Office of Civil Defense
Department of Health
Department of the Interior and Local Government
Department of Foreign Affairs

ANNEXES:
Breakdown of Returning Overseas Filipinos
Breakdown of Resource Management and Logistics

NOTE:
Other reports are available upon request

Breakdown of COVID-19 Cases per LGU
As of 18 February 2022

REGION / PROVINCE / CHARTERED CITY	CLOSE CONTACTS	SUSPECTED CASES	PROBABLE CASES	ACTIVE CONFIRMED	CUMULATIVE CONFIRMED	CUMULATIVE DEATHS	CUMULATIVE RECOVERIES
GRAND TOTAL	5,995,841	1,230,214	248,134	65,390	3,159,138	76,215	3,027,474
NCR	3,803,045	979,146	242,842	3,495	974,517	14,840	956,182
Caloocan		226,199	119,989	180	73,069	1,702	71,187
Malabon	272,289	93	21,191	29	25,275	715	24,531
Navotas	5,071	2,762	9,216	26	21,039	635	20,378
Valenzuela		20,494	1,044	57	43,608	915	42,636
Pasig	589,888	6,520	51,867	75	80,056	1,540	78,441
Pateros	35,171	32,245	2,926	17	9,696	105	9,574
Marikina	196,709	405	2,079	49	34,948	709	34,190
Taguig	106,305	100,609	5,696	519	63,203	456	62,228
Quezon City	1,505,944	502,642	-	902	259,104	1,664	256,538
Manila		339	-	1,167	86,075	1,605	83,303
Makati	271,334	23,124	1,639	107	54,336	1,039	53,190
Mandaluyong		31,551	25,528	148	39,166	697	38,321
San Juan	319,762	19	-	26	20,885	359	20,500
Muntinlupa	758	-	95	73	39,711	610	39,028
Parañaque	485,981	19,698	656	76	50,344	777	49,491
Las Piñas	12,544	12,297	676	24	45,291	731	44,536
Pasay	1,289	149	240	20	28,711	581	28,110
CAR	339,332	51,985	0	1,382	117,452	2,475	113,575
Abra	3,902	1,022	-	55	5,733	146	5,531
Apayao	6,473	4,899	-	42	9,690	119	9,526
Baguio City	194,153	11,940	-	355	41,156	820	39,973
Benguet	93,818	11,867	-	631	27,570	827	26,109
Ifugao	8,864	12,755	-	115	11,667	176	11,374
Kalinga	12,613	5,986	-	44	11,502	243	11,214
Mt. Province	19,509	3,516	-	140	10,134	144	9,848
I	157,134	19,111	0	2,227	115,397	2,444	110,726
Ilocos Norte	13,850	239	-	825	24,743	496	23,422
Ilocos Sur	43,134	1,575	-	381	20,396	255	19,760
La Union	28,786	10,678	-	584	26,947	640	25,723
Pangasinan	55,703	6,022	-	394	37,019	839	35,786
Dagupan City	15,661	597	-	43	6,292	214	6,035
II	24	2,166	4	634	157,604	5,461	151,406
Batanes	-	18	-	11	343	3	329
Cagayan	0	592	2	221	59,206	2,371	56,564
Isabela	6	1,137	2	257	68,674	2,196	66,185
Nueva Vizcaya	18	369	-	119	21,333	632	20,568
Quirino	-	50	-	26	8,048	259	7,760
III	0	0	0	5,793	358,327	6,478	346,056
Aurora	-	-	-	47	4,264	224	3,993
Bataan	-	-	-	754	40,997	507	39,736
Bulacan	-	-	-	2,295	135,489	1,679	131,515
Nueva Ecija	-	-	-	711	40,812	1,010	39,091
Pampanga	-	-	-	909	68,553	1,520	66,124
Tarlac	-	-	-	594	28,472	566	27,312
Zambales	-	-	-	144	12,577	498	11,935
Angeles City	-	-	-	242	19,119	310	18,567
Olongapo City	-	-	-	97	8,044	164	7,783
CALABARZON	1,755	59,696	2,331	5,079	485,043	13,140	466,824
Cavite	386	13,462	17	1,433	166,542	3,461	161,648
Laguna	536	13,388	658	2,176	121,534	3,206	116,152
Batangas	183	1,674	17	285	78,892	2,855	75,752
Rizal	597	0	18	521	86,130	2,119	83,490
Quezon	53	31,172	1,621	664	31,945	1,499	29,782
MIMAROPA	67,584	14,099	270	672	37,552	1,248	35,230
Occidental Mindoro	14,348	1,818	71	42	6,948	164	6,667
Oriental Mindoro	11,493	5,260	33	128	11,442	487	10,735
Marinduque	7,277	1,056	115	8	4,259	116	4,082
Romblon	10,890	3,498	13	8	4,985	94	4,876
Palawan	23,576	2,467	38	486	9,918	387	8,870
V	0	0	0	5,072	58,749	2,119	51,558
Albay				2,095	11,973	530	9,348
Camarines Norte				121	4,038	203	3,714
Camarines Sur				1,401	25,394	724	23,269
Catanduanes				110	3,184	116	2,958
Masbate				1,110	5,614	74	4,430
Sorsogon				33	8,305	467	7,805
Others				202	241	5	34

REGION / PROVINCE / CHARTERED CITY	CLOSE CONTACTS	SUSPECTED CASES	PROBABLE CASES	ACTIVE CONFIRMED	CUMULATIVE CONFIRMED	CUMULATIVE DEATHS	CUMULATIVE RECOVERIES
VI	207,460	474	108	12,672	180,476	5,048	162,688
Aklan	18,990	8	3	216	15,083	240	14,626
Antique	7,746	7	43	1,926	8,343	256	6,156
Capiz	24,458	20	1	685	12,157	399	11,070
Guimaras	4,776	19	0	153	3,649	175	3,319
Iloilo	51,641	151	14	5,115	42,494	1,201	36,158
Iloilo City	63,386	214	19	916	30,999	662	29,411
Negros Occidental	25,383	37	26	3,066	40,014	1,287	35,644
Bacolod City	11,080	18	2	595	27,737	828	26,304
VII	6,381	2,425	2,172	10,346	178,880	6,784	161,750
Bohol	976	636	17	528	22,640	643	21,469
Cebu	4,336	218	584	1,787	45,274	2,709	40,778
Negros Oriental	833	1,512	1,540	2,176	23,073	776	20,121
Siquijor	14	-	2	25	2,757	45	2,687
Cebu City	-	-	-	4,298	53,106	1,638	47,170
Lapu-Lapu City	49	-	-	964	16,822	493	15,365
Mandaue City	173	59	29	568	15,208	480	14,160
VIII	61,765	420	1	311	61,726	659	60,795
Leyte	22,294	126	-	126	22,270	160	22,008
Southern Leyte	6,116	106	-	32	6,116	42	6,042
Biliran	2,164	21	-	9	2,164	53	2,102
Samar	9,146	60	1	24	9,144	127	8,995
Eastern Samar	4,848	6	-	18	4,847	49	4,781
Northern Samar	4,712	63	-	10	4,712	94	4,608
Tacloban City	8,438	19	-	46	8,429	94	8,298
Ormoc City	4,047	0	-	46	4,044	40	3,961
Other Region	-	19	-	0	0	0	0
IX	140,697	28,585	0	929	62,430	2,664	58,837
Zamboanga Del Norte	16,511	3,379	0	24	11,617	577	11,016
Zamboanga Del Sur	44,456	3,285	0	33	16,001	602	15,366
Zamboanga Sibugay	8,464	1,642	0	55	4,697	247	4,395
Zamboanga City	71,183	19,378	0	799	28,375	1,179	26,397
Isabela City, Basilan	83	901	0	18	1,740	59	1,663
X	0	8,875	0	9,866	89,772	3,527	85,956
Caqayan De Oro City	-	3,043	0	2,818	22,795	1,130	23,108
Iligan City	-	505	0	450	4,854	442	4,722
Bukidnon	-	1,863	0	3,470	26,642	583	27,136
Camiguin	-	107	0	292	2,409	185	1,943
Lanao Del Norte	-	104	0	226	4,819	322	4,269
Misamis Occidental	-	1,260	0	1,107	10,982	354	9,521
Misamis Oriental	-	1,993	0	1,503	17,271	511	15,257
XI	924,250	44,168	0	5,104	134,032	4,163	126,237
Davao City	566,555	40,381	-	923	71,735	1,895	69,040
Davao De Oro	56,640	771	-	506	9,742	428	8,894
Davao Del Norte	110,596	1,381	-	1,293	24,594	892	23,183
Davao Del Sur	68,768	972	-	1,526	14,096	505	12,469
Davao Occidental	36,842	219	-	557	4,709	111	4,093
Davao Oriental	84,729	444	-	299	9,156	332	8,558
Other Regions	120	-	-	-	-	-	-
XII	285,521	16,985	6	1,397	69,108	2,461	65,223
General Santos City	21,415	4,954	-	206	17,511	611	16,686
North Cotabato	43,721	481	1	422	13,601	645	12,527
Sarangani	61,716	103	-	100	7,869	185	7,577
South Cotabato	129,082	11,012	5	560	21,692	775	20,354
Sultan Kudarat	29,587	435	-	109	8,435	245	8,079
CARAGA	0	1,365	384	0	58,456	2,028	55,901
Dinagat Islands	0	142	0	-	1,726	82	1,640
Butuan City	-	305	9	-	14,394	391	13,889
Cabadbaran City	-	63	6	-	1,612	34	1,565
Tandag City	-	21	9	-	2,076	94	1,978
Agusan Del Norte	-	225	26	-	4,983	192	4,748
Bayugan City	-	77	22	-	2,302	89	2,190
Agusan Del Sur	0	130	128	-	13,374	315	12,887
Surigao Del Norte	0	106	22	-	3,981	165	3,766
Surigao Del Sur	0	59	60	-	8,665	376	8,216
Surigao City	-	171	47	-	2,709	141	2,555
Bislig City	-	66	55	-	2,634	149	2,467
BARMM	893	714	16	411	19,617	676	18,530
Maguindanao	73	106	8	263	4,509	157	4,083
Lanao del Sur	723	200	1	32	6,811	247	6,533
Basilan	63	128	1	3	1,431	60	1,369
Sulu	34	235	6	44	1,256	36	1,176
Tawi-Tawi	0	45	0	4	201	19	178
Cotabato City	0	0	0	65	5,409	157	5,191

Sources: OCDROS

Note: Decrease in figures of cumulative data is due to ongoing validation.



Republic of the Philippines
 INTER-AGENCY TASK FORCE
 FOR THE MANAGEMENT OF EMERGING INFECTIOUS DISEASE
 NATIONAL TASK FORCE - COVID-19
TASK GROUP RESOURCE MANAGEMENT AND LOGISTICS



Situation Report
 As of 18 February 2022

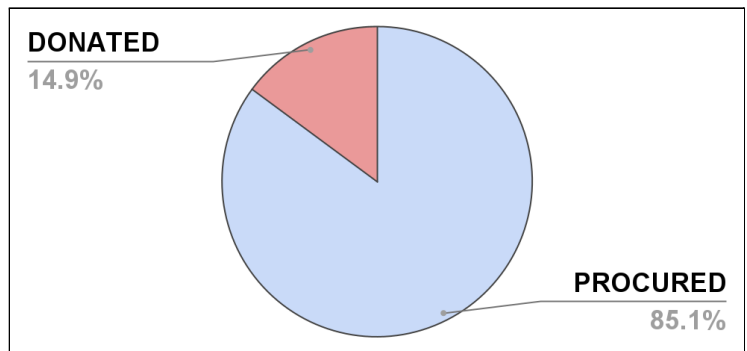
I. DOH-OCD DISTRIBUTION OF SUPPLIES

PARTICULARS	DISPATCHED (PROCURED)	DISPATCHED (DONATED)	DISPATCHED (TOTAL)
Protective Gown	5,509,879	181,635	5,691,514
Protective Suit (Clothing)	5,969,794	213,305	6,183,099
Masks (Surgical)	23,357,079	8,417,576	31,774,655
Head Cover	5,952,274	35,250	5,987,524
Shoe Cover	6,321,149	82,620	6,403,769
Gloves (Surgical)	14,307,812	1,175,900	15,483,712
Goggles	1,050,811	284,498	1,335,309
Masks (N95)	6,224,329	432,025	6,656,354
Masks (KN95)	2,986,742	793,648	3,780,390
Face Shield	4,797,169	453,907	5,251,076
Non-Invasive Ventilator	0	30	30
Alcohol (500ml)	12,608	46,832	59,440

Most distributed medical supply (Procured)	Surgical Mask (23,357,079) pieces
Most distributed medical supply (Donated)	Surgical Mask (8,417,576) pieces
Average Dispatch Percentage (Combined)	96.57%

II. SUMMARY OF PROCURED AND DONATED ITEMS

Total Items Dispatched	114,554,273 individual pieces
Total Procured Items Dispatched	97,467,814 individual pieces
Total Donated Items Dispatched	17,086,459 individual pieces



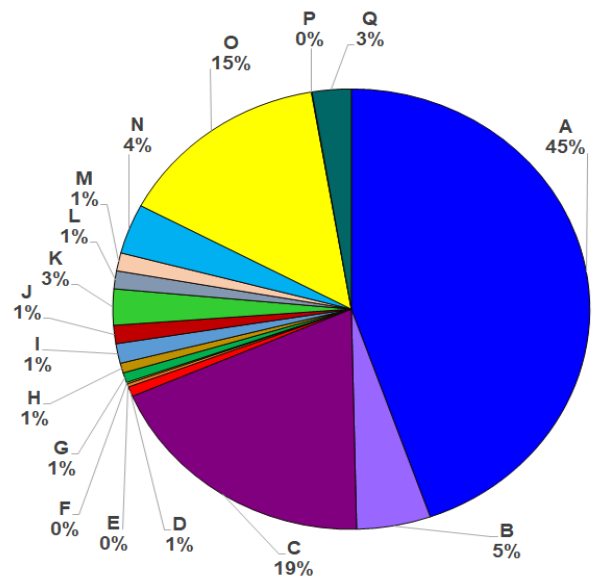
III. STATUS OF PROCURED COVID-19 ANTIGEN KITS

BATCH	TOTAL PROCURED	TOTAL DISPATCHED	BALANCE
BATCH 1 (ABBOTT)	500,000	500,000	0
		100.00%	0.00%
BATCH 2 (SD BIOSENSOR)	50,000	50,000	0
		100.00%	0.00%
BATCH 3 (RAPIGEN)	15,500	15,500	0
		100.00%	0.00%

IV. DONATIONS MONITORING (as of 20 April 2021)

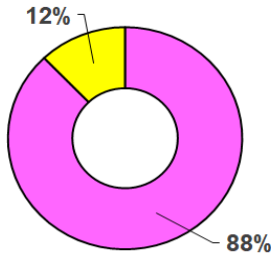
A. Financial Donations Received by OCD

A	AFP	P 16,901,934.27
B	ANONYMOUS	P 1,903,100.00
C	BJMP	P 7,151,337.94
D	DBM	P 273,170.00
E	DENR	P 88,500.00
F	DILG	P 45,000.00
G	DOE	P 273,165.10
H	DOJ	P 273,165.00
I	MALACAÑANG	P 546,330.20
J	MMDA	P 510,000.00
K	NICA	P 1,000,000.00
L	NSC	P 500,000.00
M	OCD	P 499,700.00
N	PHILIPPINE MARINE	P 1,390,350.00
O	PHILIPPINE NAVY	P 5,506,950.00
P	PRIVATE DONATIONS	P 15,000.00
Q	TRANSGLOBAL CONSOLIDATIONS	P 1,000,000.00



DOMESTIC CASH DONATIONS RECEIVED BY OCD
PHP 37,877,702.51

B. Summary of Utilization for Cash Donations (as of 20 April 2021)



Total Cash Donations Received by OCD	Php 37,877,702.51
Cash Donations Utilized	Php 33,279,155.13
Funds Available	Php 4,583,547.38

C. Donations Summary

	DOMESTIC DONATION	INTERNATIONAL DONATION	GRAND TOTAL
MEDICAL SUPPLIES AND EQUIPMENT	8743	561	9304
WATER AND FOOD ITEMS	1990	4	1994
NON-FOOD ITEMS	1404	32	1436
SERVICES	165	6	171
CASH	166	-	166
VARIOUS DONATIONS	137	24	161
OTHERS	37	-	37
VACCINES	12	8	20
RENTALS	3	-	3
Total	12657	635	13292

Prepared by:


JOEL G EUGENIO
Duty Staff

Reviewed by


JOSE ANGELO A MANGAOANG
Officer-on-duty

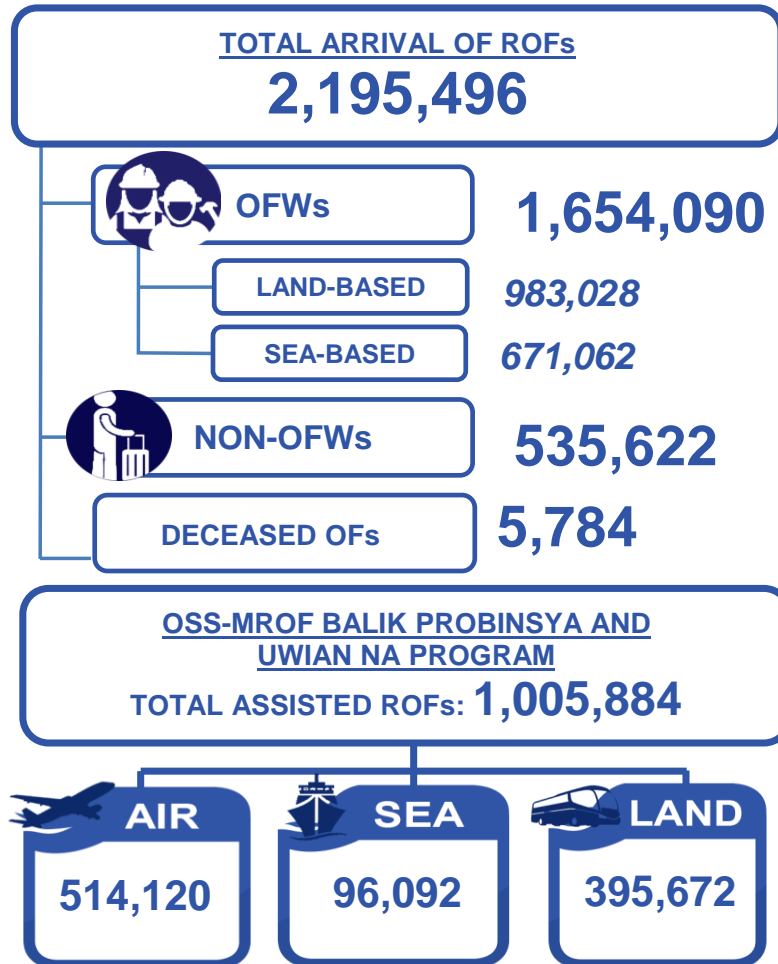
Approved by:


DIRECTOR BERNARDO RAFAELITO R ALEJANDRO IV, CESO IV, MNSA
Head, Task Group Resource Management and Logistics



Task Group on Management of Returning Overseas Filipinos

Summary Report
 18 February 2022



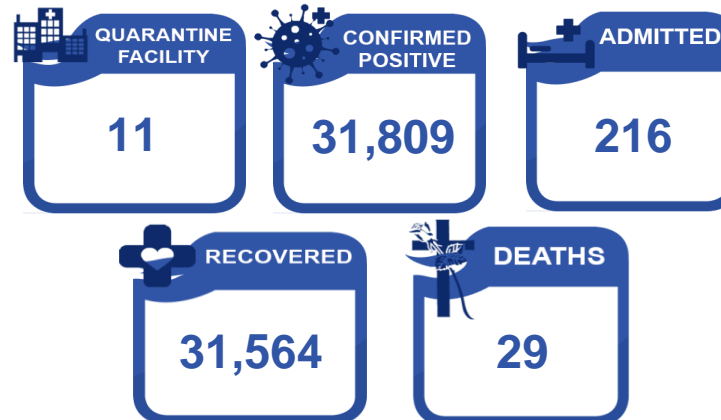
OWWA COVID-19 RELATED ASSISTANCE TO OFWs

RETURNED TO HOME REGIONS : 802,538
 OFW KALINGA : 829,067

TOTAL NO. OF RETURNING FILIPINOS FROM SABAH

3,289

HEALTH STATUS of ROFs





Republic of the Philippines
INTER-AGENCY TASK FORCE
FOR THE MANAGEMENT OF EMERGING INFECTIOUS DISEASE
NATIONAL TASK FORCE AGAINST COVID-19



Task Group on Management of Returning Overseas Filipinos

TG-MROF Daily Operational Report as of 18 February 2022

ARRIVALS

ROFs	TOTAL ARRIVAL ON AIRPORTS: 2,118,161														GRAND TOTAL ARRIVAL OF ROFs	
	NINYO AQUINO INTERNATIONAL AIRPORT						CLARK INTERNATIONAL AIRPORT		MACTAN-CEBU INTERNATIONAL AIRPORT		LAOAG AIRPORT	DAVAO AIRPORT	SUBIC AIRPORT	BOHOL-PANGLAO AIRPORT		
	Terminal 1 (23 April 2020 - 17 February 2022)		Terminal 2 (23 April 2020 - 17 February 2022)		Terminal 3 (08 July 2020 - 17 February 2022)		(05 June 2020 - 17 February 2022)		(28 June 2020 - 17 February 2022)		(18 June - 17 Feb. 2022)	(27 June - 17 Feb. 2022)	(18 June - 17 Feb. 2022)	(Nov. 18 - 17 Feb. 2022)		
	Now	Cumulative	Now	Cumulative	Now	Cumulative	Now	Cumulative	Now	Cumulative	Cumulative	Cumulative	Cumulative	Cumulative		
SUBTOTAL	1,661	527,829	1,591	661,022	2,557	464,984	687	229,479	501	194,399	405	17,203	22,621	219	7,043	2,195,496
OFWs	1,029	440,311	549	413,075	1,547	336,238	457	205,280	288	152,265	381	13,385	21,439	219	3,916	1,654,090
Land-based	899	332,047	324	246,820	933	190,778	350	114,809	158	65,687	352	12,470	19,911	154	2,664	983,028
Sea-based	130	108,264	225	166,255	614	145,460	107	90,471	130	86,578	29	915	1,528	11	1,252	671,062
NON-OFWs	632	87,518	1,042	247,947	1,010	128,746	230	24,199	213	42,134	24	3,818	1,182	54	3,127	535,622
Deceased OFs	0	5,784													0	5,784

ROFs	TOTAL ARRIVAL ON SEAPORTS: 71,551													
	MANILA		CEBU		SUBIC		BATAAN		TAWI-TAWI/ZAMBOANGA		DAVAO		BATANGAS	
	Now	Cumulative	Now	Cumulative	Now	Cumulative	Now	Cumulative	Now	Cumulative	Now	Cumulative	Now	Cumulative
	SUBTOTAL	46	64,290	0	975	0	1,327	0	1,255	0	3,289	0	98	0
OFWs	46	64,290	0	975	0	1,327	0	1,255	0	3,289	0	98	0	317
Sea-based	46	64,290	0	975	0	1,327	0	1,255	0	3,289	0	98	0	317

Sources: 1) OSS Report dated 17 February 2022, 2) BOQ Report No. 639 dated 18 February 2022, 3) BOQ Human Remains Report No. 582 dated 18 February 2022, and 4) OCD BARMM Report dated 22 May 2021.

QUARANTINE

ROFs IN TREATMENT AND MONITORING FACILITIES								
No. of QFs	Confirmed Positive		Admitted		Recovered		Deaths	
	Now	Cumulative	Now	Cumulative	Now	Cumulative	Now	Cumulative
	11	23	31,809	7	216	16	31,564	0

Source: 1) BOQ Report No. 639 dated 18 February 2022. (Note: Figures from previous reports may differ due to data verification process.)

OSS-MROF BALIK PROBINSYA & UWIAN NA PROGRAM
(May 25, 2020 - February 17, 2022)

ROFs ASSISTED THRU THEIR DESTINATION	MODE OF TRANSPORTATION			GRAND TOTAL
	Air (NAIA T2)	Land (PITX)	Sea (N. Harbor)	
	Cumulative	Cumulative	Cumulative	
	514,120	395,672	96,092	1,005,884

Sources: 1) OSS Report as of 17 February 2022, 2) PITX Report (Uwian Na Program) dated 18 February and "DOTR (Hatid Tulung Program) Report dated 14 May 2021. *Data starting from June 2 includes LSI and APOR. (Note: Figures from previous reports may differ due to data verification process.)

RETURNING FILIPINOS FROM SABAH

TOTAL NO. OF RETURNING FILIPINOS FROM SABAH:		3,289
First Batch	July 5, 2020	395
Second Batch	July 29, 2020	394
Third Batch	August 13, 2020	400
Fourth Batch	August 28, 2020	379
Fifth Batch	September 24, 2020	400
Sixth Batch	November 12, 2020	151
Seventh Batch	December 13-20, 2020	Failed deportation due to force majeure
Eighth Batch	March 7, 2021	316
Ninth Batch	April 17, 2021	358
Tenth Batch	May 22, 2021	496

As of June 21, 2021, 4,683 remaining Filipinos are still in Sabah for transfer.

Source: 1) OCD BARMM Report dated 22 May 2021. (Note: Figures from previous reports may differ due to data verification process.)

OWWA COVID-19 RELATED ASSISTANCE TO OFWs
(March 2020 - November 2021)

Returned to Home Regions	802,538
OFW Kalinga	829,067

Source: 1) OWWA Monitoring Report dated November 2021.

REMAINS OF DECEASED OFs

COUNTRY OF ORIGIN	COUNTRY OF ORIGIN		CAUSE OF DEATH	
	NOW	CUMULATIVE	CUMULATIVE	
TOTAL	0	5,784		5,784
Saudi Arabia	0	798	COVID-19	634
USA	0	287		
United Arab Emirates	0	149	NON COVID-19	5,150
Qatar	0	67		
Kuwait	0	51		
Others	0	4,432		

Source: 1) BOQ Human Remains Report No. 582 dated 18 February 2022. (Note: Figures from previous reports may differ due to data verification process.)

Prepared by:

(SGD)
ARIANNE JEWEL G. PEROLA
Duty Staff

Reviewed by:

(SGD)
MARVIN T MANZANO, MDRM
Officer, TG MROF Coordination Center

Approved by:

(SGD)
DIR. BERNARDO RAFAELITO R ALEJANDRO IV, CESO IV, MNSA
Head, TG MROF Coordination Center

Republic of the Philippines
Inter-Agency Task Force
FOR THE MANAGEMENT OF EMERGENCY INFECTIOUS DISEASE
NATIONAL TASK FORCE COVID-19
Task Group on Management of Returning Overseas Filipinos

NARRATIVE REPORT
18 February 2022

ACTIONS TAKEN: Management of Returning Overseas Filipinos (MROF)

The Task Group on Management of Returning Overseas Filipinos (TG-MROF) was created by the National Incident Command-National Task Force COVID 19 to solely cater to the medical and social needs of Returning Overseas Filipinos (ROFs). The TG-MROF in coordination with various government agencies, private entities, and other task groups created to respond with the prevailing crisis, regional task units, and local government agencies that are task to facilitate the safe return of the ROFs back to their home provinces.

Members: DND, DOTr, DOLE, DILG, DFA, DOT, DSWD, DOH, OCD, OWWA, BOQ, CAAP, MARINA, PCG, PNP and AFP

ARRIVALS: As of 17 February 2022, a total of **2,195,496 Returning Overseas Filipinos (ROFs)** arrived at the NAIA Terminals 1, 2, and 3, Clark International Airport, Mactan-Cebu International Airport, Laoag International Airport, South Harbor, Subic, Bataan, Zamboanga, and Batangas Port. Of which, a total of **1,654,090** are **OFWs** (**983,028** are **land-based** and **671,062** are **sea-based**) and **535,622** are **non-OFWs**.

A total of **5,784 deceased ROFs** had arrived in the country from 07 July 2020 – 18 February 2022. Of which, **634** died due to COVID-19.

QUARANTINE: As of 18 February 2022, a total of **31,809** ROFs were confirmed positive with COVID-19. Of which, **216** are admitted at **11** quarantine facilities, **31,564** were able to recover and **29** died.

OSS-MROF BALIK PROBINSYA AND UWIAN NA PROGRAM: As of 17 February 2022, a total of **1,005,884** ROFs were assisted back to their home provinces. Of which, **395,672** were assisted by land, **514,120** by air, and **96,092** by sea.

OWWA COVID-19 RELATED ASSISTANCE TO OFWs: From March 2020 to 10 October, 2021, a total of **829,067** OFWs were assisted by OWWA on their “Returned to Home Regions” program and **801,037** OFWs are also assisted through “OFW Kalinga” program.

RETURNING FILIPINOS (REFs) from SABAH: As of 22 May 2021, a total of **3,289** REFs from Sabah had arrived in the country. While as of 21 June 2021, a total of **4,683** remaining Filipinos are still in Sabah for transfer.

Prepared by:

(SGD)
ARIANNE JEWEL G. PEROLA
Duty Staff

Reviewed by:

(SGD)
MR MARVIN T. MANZANO
Officer, TG MROF Coordination Center

Approved by:

(SGD)
DIR. BERNARDO RAFAELITO R. ALEJANDRO IV, CESO IV, MNSA
Head, TG MROF Coordination Center