



REPUBLIC OF THE PHILIPPINES  
**NATIONAL DISASTER RISK REDUCTION AND MANAGEMENT COUNCIL**

National Disaster Risk Reduction and Management Center, Camp Aguinaldo, Quezon City, Philippines

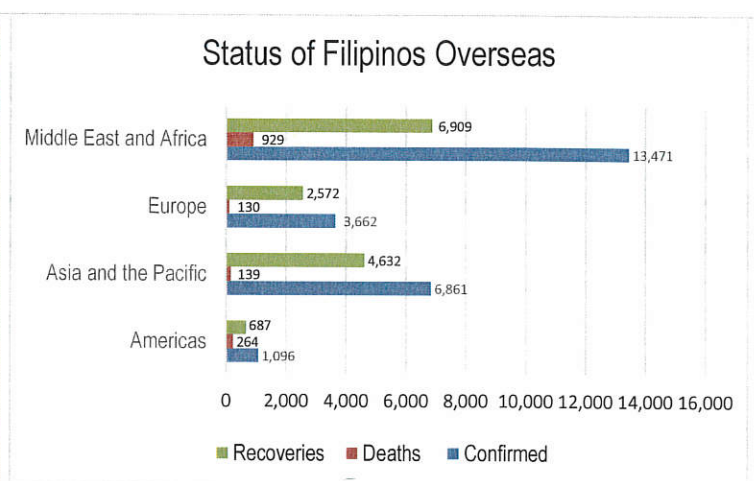
NATIONAL TASK FORCE  
**CORONAVIRUS DISEASE-2019**  
**SITUATIONAL REPORT NO. 697**

Issued on 1200H, 27 February 2022  
 Report Coverage: 26 February 2022

**GLOBAL SITUATION**

**430,257,564**  
 Total Cases Worldwide

**228**  
 Countries and Territories Affected

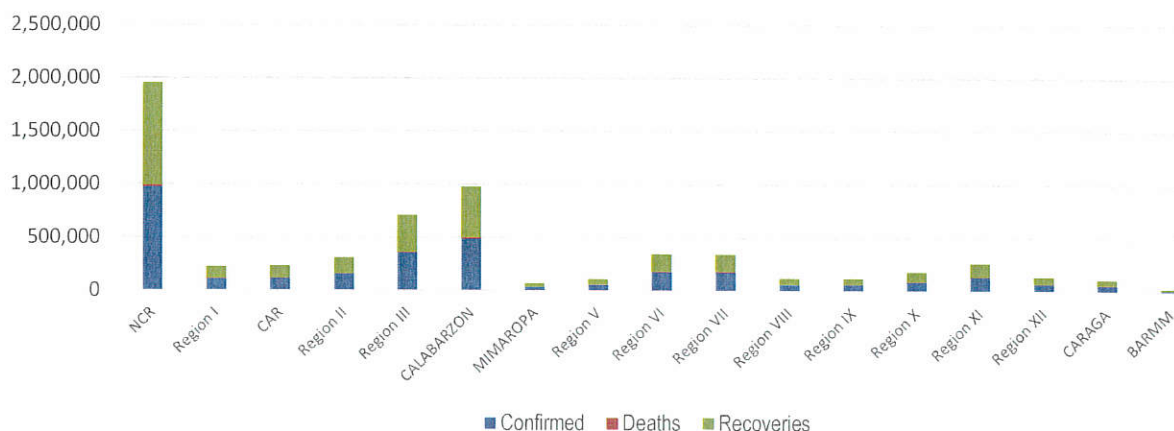


Source: WHO Global Data as of 25 February 2022

**PHILIPPINE SITUATION**

	TOTAL	NEW	REMARKS
TOTAL CASES	<b>3,661,049</b>	+1,038	
ACTIVE CASES	<b>52,961</b>		<b>1.4%</b> Positivity Rate
DEATHS	<b>56,401</b>	+51	<b>1.54%</b> Case Fatality Rate
RECOVERIES	<b>3,551,687</b>	+1,999	<b>97%</b> Case Recovery Rate

**Summary of Cases per Region**

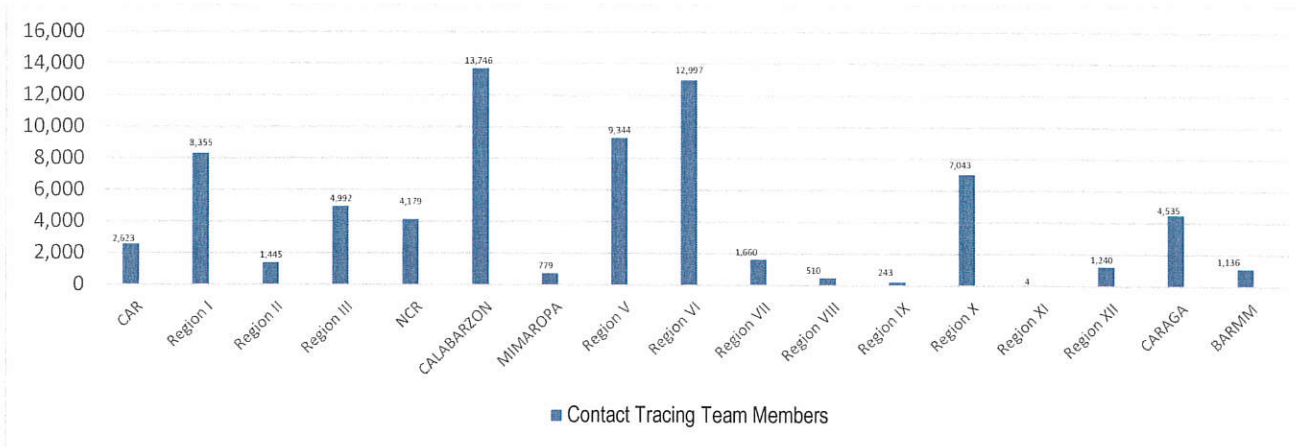


# P-D-I-T-R STRATEGY

With reference to the National Action Plan (NAP) for COVID-19, the National Task Force is intensifying efforts to PREVENT the spread of the COVID-19, TEST individuals, and communities, ISOLATE those that are identified to be confirmed cases, TREAT and provide with appropriate health care, and REINTEGRATE them back to the community.

## DETECT

DETECT entails active screening of those presenting with signs and symptoms of COVID-19 in the community as well as other disease surveillance activities. For this purpose, contact tracing teams have been organized and provided with appropriate training. Summary is as follows:



The overall results of contact tracing are summarized as follows:

<b>1:1</b> Case: Close Contacts Ratio	<b>97%</b> Close Contacts Listed, Traced, and Assessed within 24 hours
--	---

Data as of 21 February 2022

Also, part of DETECT strategy is the enhancement of the COVID-19 testing capacities of the country. For this purpose, testing laboratories are setup and provided with appropriate licensing. The summary is as follows:

<b>331</b> Licensed RT-PCR and GeneXpert Laboratories	<b>19</b> Laboratories with Ongoing Licensing Applications
--	---

The overall testing results is summarized as follows:

	TOTAL	NEW
TESTS CONDUCTED	<b>28,183,495</b>	+23,063
UNIQUE INDIVIDUALS TESTED	<b>26,527,674</b>	+22,131
POSITIVITY RATE	<b>14.8%</b>	

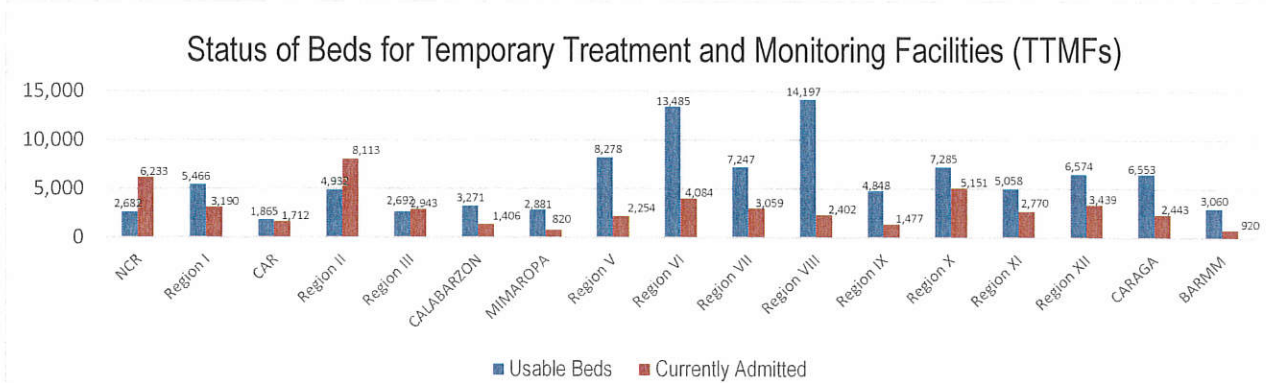
Source: COVID-19 Tracker as of 26 February 2022 (<https://doh.gov.ph/covid19tracker>)

To aid in the testing efforts, Mega Swabbing Sites have been established. The outputs of the Mega Swabbing Sites are as follows:

	TOTAL	NEW
ACT MOBILE TEAM	<b>436,674</b>	-
MOA ARENA	<b>411,986</b>	-
NINYOY AQUINO STADIUM	<b>455,432</b>	-
PHILIPPINE SPORTS ARENA	<b>624,910</b>	-

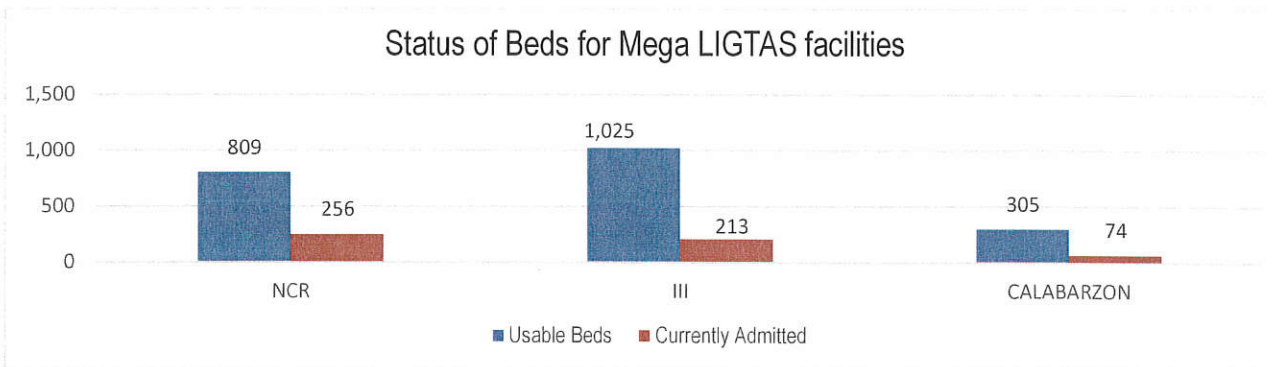
## ISOLATE

Isolate involves implementation of measures to separate those identified as exposed and confirmed cases and provide medical interventions to further prevent the spread of the disease. This strategy involves setting up of Temporary Treatment and Monitoring Facilities (TTMFs). The summary of TTMFs established is as follows:



Source: DOH as of 07 September 2021

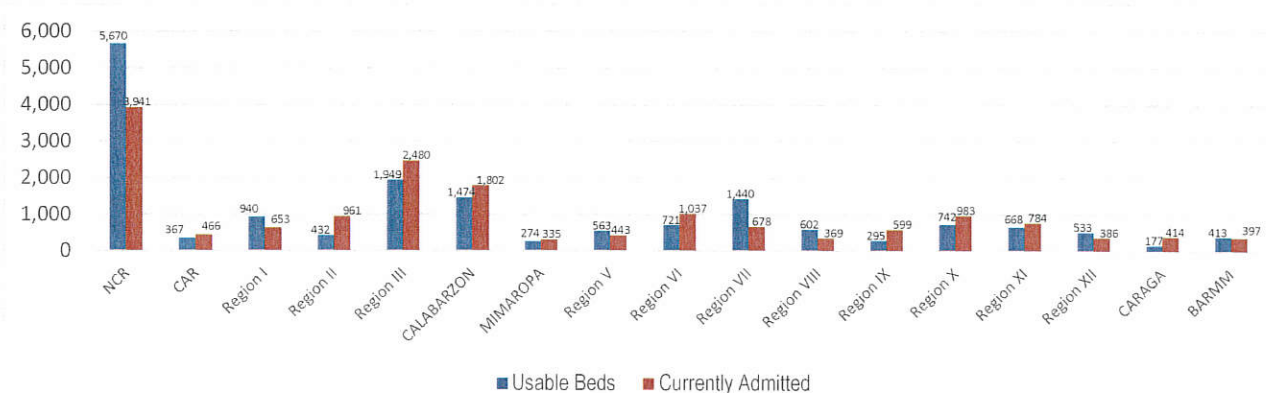
Aside from the TTMFs, Mega LIGTAS facilities have also been established. The summary of occupancies for the Mega LIGTAS facilities is as follows:



Source: DOH as of 15 October 2021

## TREAT


For the TREAT strategy, One Hospital Command has been established to facilitate a centralized referral system. Further, wards, isolation, and intensive care units are in operation to provide treatment services for COVID-19 positives. The occupancy rate for all beds dedicated to COVID-19 (Ward, Isolation, Intensive Care) among reporting hospitals is summarized as follows.



Source: DOH as of 07 September 2021

## DONATIONS MONITORING

In terms of resources, the following is the summary of total domestic and international donations received by the Philippine government, particularly various medical supplies, monitored by OCD in compliance with the Administrative Order No. 27, s. 2020, signed by the President of the Philippines on 31 March 2020.




## MANAGEMENT OF RETURNING OVERSEAS FILIPINOS

Returning Overseas Filipinos are provided with assistance by facilitating their arrival from different points of origin abroad until their return to their respective homes, and attend to their medical and social needs, in order to give them comfort, ensure their safety, and prevent the spread of COVID-19. The following is the summary of ROFs



For the Chairperson, NDRRMC:

  
**UNDERSECRETARY RICARDO B JALAD**  
Executive Director, NDRRMC and  
Administrator, OCD

**REFERENCES:** Reports from  
World Health Organization  
Office of Civil Defense  
Department of Health  
Department of the Interior and Local Government  
Department of Foreign Affairs

**ANNEXES:**  
Breakdown of Returning Overseas Filipinos  
Breakdown of Resource Management and Logistics

**NOTE:**  
Other reports are available upon request



Republic of the Philippines  
 INTER-AGENCY TASK FORCE  
 FOR THE MANAGEMENT OF EMERGING INFECTIOUS DISEASE  
 NATIONAL TASK FORCE - COVID-19  
**TASK GROUP RESOURCE MANAGEMENT AND LOGISTICS**



**Situation Report**  
 As of 25 February 2022

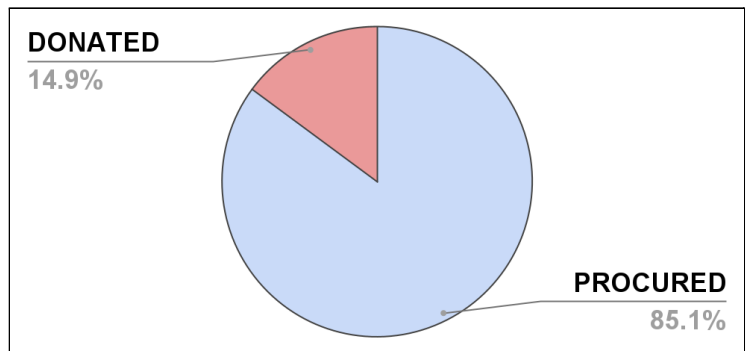
**I. DOH-OCD DISTRIBUTION OF SUPPLIES**

PARTICULARS	DISPATCHED (PROCURED)	DISPATCHED (DONATED)	DISPATCHED (TOTAL)
Protective Gown	5,509,879	181,635	5,691,514
Protective Suit (Clothing)	5,969,794	213,305	6,183,099
Masks (Surgical)	23,357,079	8,417,576	31,774,655
Head Cover	5,952,274	35,250	5,987,524
Shoe Cover	6,321,149	82,620	6,403,769
Gloves (Surgical)	14,307,812	1,175,900	15,483,712
Goggles	1,050,811	284,498	1,335,309
Masks (N95)	6,224,329	432,025	6,656,354
Masks (KN95)	2,986,742	793,648	3,780,390
Face Shield	4,797,169	453,907	5,251,076
Non-Invasive Ventilator	0	30	30
Alcohol (500ml)	12,608	46,832	59,440

Most distributed medical supply (Procured)	Surgical Mask (23,357,079) pieces
Most distributed medical supply (Donated)	Surgical Mask (8,417,576) pieces
Average Dispatch Percentage (Combined)	96.57%

**II. SUMMARY OF PROCURED AND DONATED ITEMS**

Total Items Dispatched	114,554,273 individual pieces
Total Procured Items Dispatched	97,467,814 individual pieces
Total Donated Items Dispatched	17,086,459 individual pieces



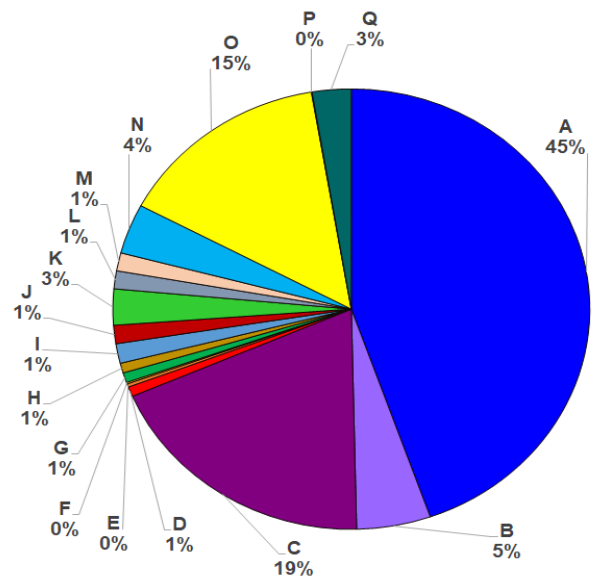
**III. STATUS OF PROCURED COVID-19 ANTIGEN KITS**

BATCH	TOTAL PROCURED	TOTAL DISPATCHED	BALANCE
BATCH 1 (ABBOTT)	500,000	500,000	0
		100.00%	0.00%
BATCH 2 (SD BIOSENSOR)	50,000	50,000	0
		100.00%	0.00%
BATCH 3 (RAPIGEN)	15,500	15,500	0
		100.00%	0.00%

IV. DONATIONS MONITORING (as of 20 April 2021)

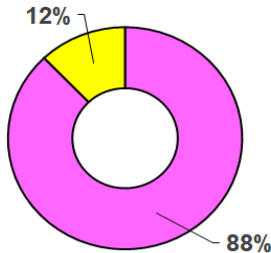
A. Financial Donations Received by OCD

A	AFP	P 16,901,934.27
B	ANONYMOUS	P 1,903,100.00
C	BJMP	P 7,151,337.94
D	DBM	P 273,170.00
E	DENR	P 88,500.00
F	DILG	P 45,000.00
G	DOE	P 273,165.10
H	DOJ	P 273,165.00
I	MALACAÑANG	P 546,330.20
J	MMDA	P 510,000.00
K	NICA	P 1,000,000.00
L	NSC	P 500,000.00
M	OCD	P 499,700.00
N	PHILIPPINE MARINE	P 1,390,350.00
O	PHILIPPINE NAVY	P 5,506,950.00
P	PRIVATE DONATIONS	P 15,000.00
Q	TRANSGLOBAL CONSOLIDATIONS	P 1,000,000.00



<b>DOMESTIC CASH DONATIONS RECEIVED BY OCD</b>
<b>PHP 37,877,702.51</b>

B. Summary of Utilization for Cash Donations (as of 20 April 2021)



Total Cash Donations Received by OCD	Php 37,877,702.51
Cash Donations Utilized	Php 33,279,155.13
Funds Available	Php 4,583,547.38


C. Donations Summary

	DOMESTIC DONATION	INTERNATIONAL DONATION	GRAND TOTAL
MEDICAL SUPPLIES AND EQUIPMENT	8743	561	9304
WATER AND FOOD ITEMS	1990	4	1994
NON-FOOD ITEMS	1404	32	1436
SERVICES	165	6	171
CASH	166	-	166
VARIOUS DONATIONS	137	24	161
OTHERS	37	-	37
VACCINES	12	8	20
RENTALS	3	-	3
<b>Total</b>	<b>12657</b>	<b>635</b>	<b>13292</b>

Prepared by:

  
**GERRY JONES M BASILIO**  
 Duty Staff

Reviewed by

  
**JOSE ANGELO A MANGAOANG**  
 Officer-on-duty

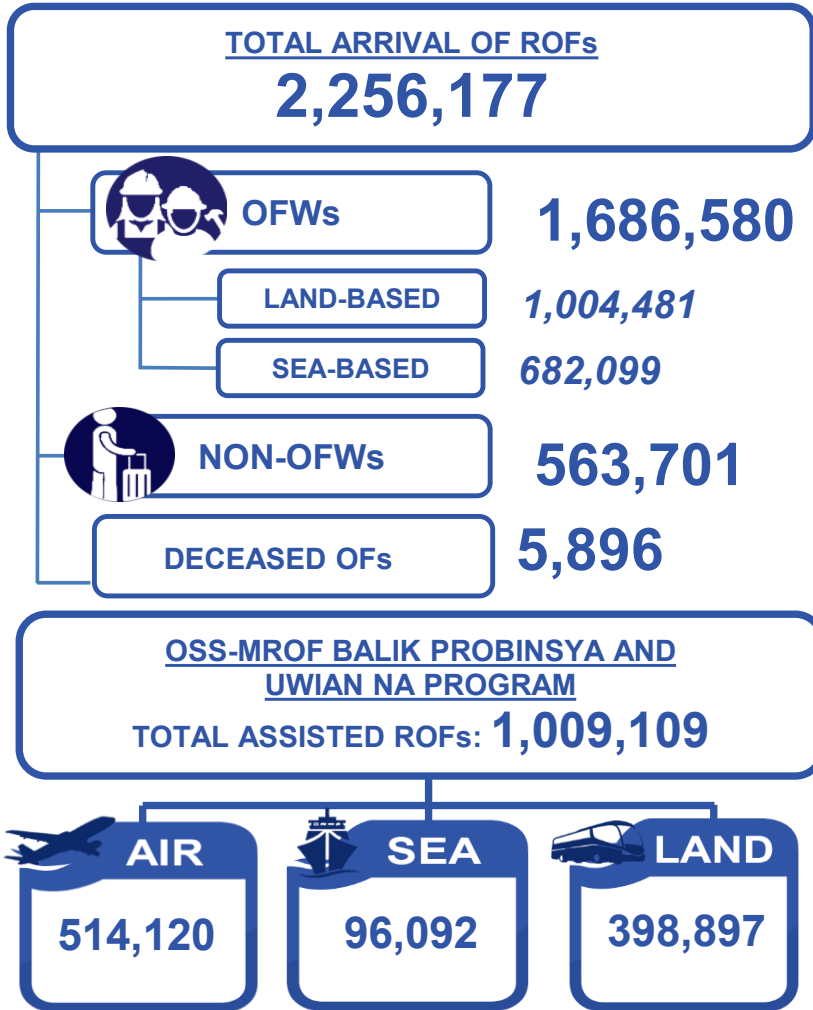
Approved by:

  
**DIRECTOR BERNARDO RAFAELITO R ALEJANDRO IV, CESO IV, MNSA**  
 Head, Task Group Resource Management and Logistics



## Task Group on Management of Returning Overseas Filipinos

Summary Report  
 26 February 2022



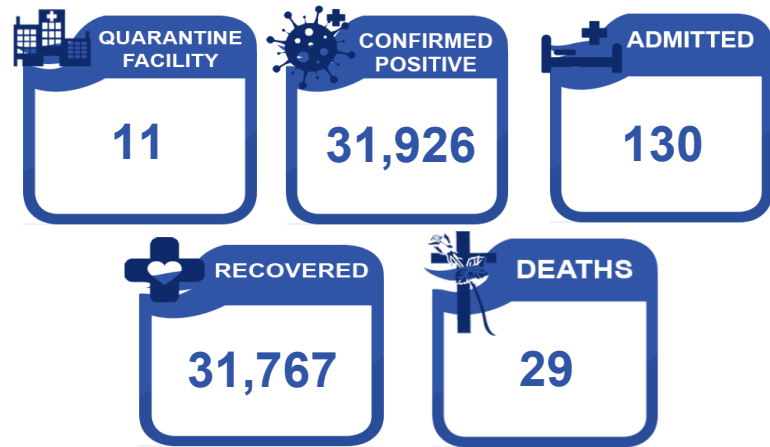
**OWWA COVID-19 RELATED ASSISTANCE TO OFWs**

RETURNED TO HOME REGIONS : 802,538  
 OFW KALINGA : 829,067

**TOTAL NO. OF RETURNING FILIPINOS FROM SABAH**

**3,289**

### HEALTH STATUS of ROFs





Republic of the Philippines  
INTER-AGENCY TASK FORCE  
FOR THE MANAGEMENT OF EMERGING INFECTIOUS DISEASE  
**NATIONAL TASK FORCE AGAINST COVID-19**  
**Task Group on Management of Returning Overseas Filipinos**



**TG-MROF Daily Operational Report as of 26 February 2022**

**ARRIVALS**

ROFs	TOTAL ARRIVAL ON AIRPORTS: 2,178,307														GRAND TOTAL ARRIVAL OF ROFs	
	NINYO AQUINO INTERNATIONAL AIRPORT						CLARK INTERNATIONAL AIRPORT		MACTAN-CEBU INTERNATIONAL AIRPORT		LAOAG AIRPORT	DAVAO AIRPORT	SUBIC AIRPORT	BOHOL-PANGLAO AIRPORT		
	Terminal 1		Terminal 2		Terminal 3		(05 June 2020 - 25 February 2022)		(28 June 2020 - 25 February 2022)		(18 June - 25 Feb. 2022)	(27 June - 25 Feb. 2022)	(18 June - 25 Feb. 2022)	(Nov. 18 - 25 Feb. 2022)		
	Now	Cumulative	Now	Cumulative	Now	Cumulative	Now	Cumulative	Now	Cumulative	Cumulative	Cumulative	Cumulative	Cumulative		
<b>SUBTOTAL</b>	<b>1,257</b>	<b>540,914</b>	<b>1,067</b>	<b>675,483</b>	<b>2,062</b>	<b>487,288</b>	<b>584</b>	<b>234,650</b>	<b>479</b>	<b>198,647</b>	<b>405</b>	<b>17,893</b>	<b>22,808</b>	<b>219</b>	<b>5,489</b>	<b>2,256,177</b>
<b>OFWs</b>	1,038	448,019	345	416,809	1,612	350,188	511	209,011	364	154,754	381	13,768	21,511	219	3,870	1,686,580
<b>Land-based</b>	805	338,719	232	248,867	976	199,294	348	117,262	167	66,947	352	12,850	20,036	154	2,528	1,004,481
<b>Sea-based</b>	233	109,300	113	167,942	636	150,894	163	91,749	197	87,807	29	918	1,475	11	1,342	682,099
<b>NON-OFWs</b>	219	92,895	722	258,674	450	137,100	73	25,639	115	43,893	24	4,125	1,297	54	1,579	563,701
<b>Deceased OFWs</b>	40	5,896													40	5,896

ROFs	TOTAL ARRIVAL ON SEAPORTS: 71,974													
	MANILA		CEBU		SUBIC		BATAAN		TAWI-TAWI/ZAMBOANGA		DAVAO		BATANGAS	
	Now	Cumulative	Now	Cumulative	Now	Cumulative	Now	Cumulative	Now	Cumulative	Now	Cumulative	Now	Cumulative
<b>SUBTOTAL</b>	0	64,666	0	989	0	1,327	0	1,288	0	3,289	0	98	0	317
<b>OFWs</b>	0	64,666	0	989	0	1,327	0	1,288	0	3,289	0	98	0	317
<b>Sea-based</b>	0	64,666	0	989	0	1,327	0	1,288	0	3,289	0	98	0	317

Sources: 1) OSS Report dated 25 February 2022, 2) BOQ Report No. 647 dated 26 February 2022, 3) BOQ Human Remains Report No. 590 dated 26 February 2022, and 4) OCD BARM Report dated 22 May 2021.

**QUARANTINE**

ROFs IN TREATMENT AND MONITORING FACILITIES								
No. of QFs	Confirmed Positive		Admitted		Recovered		Deaths	
	Now	Cumulative	Now	Cumulative	Now	Cumulative	Now	Cumulative
11	3	31,926	0	130	29	31,767	0	29

Source: 1) BOQ Report No. 647 dated 26 February 2022. (Note: Figures from previous reports may differ due to data verification process.)

**OWWA COVID-19 RELATED ASSISTANCE TO OFWs (March 2020 - November 2021)**

Returned to Home Regions	802,538
OFW Kalinga	829,067

Source: 1) OWWA Monitoring Report dated November 2021.

**OSS-MROF BALIK PROBINSYA & UWIAN NA PROGRAM ( May 25, 2020 - February 25, 2022)**

ROFs ASSISTED THRU THEIR DESTINATION	MODE OF TRANSPORTATION			GRAND TOTAL
	Air (NAIA T2)	Land (PITX)	Sea (N. Harbor)	
	Cumulative	Cumulative	Cumulative	
	514,120	398,897	96,092	1,009,109

Sources: 1) OSS Report as of 25 February 2022, 2) PITX Report (Uwian Na Program) dated 26 February and "DOTr (Halid Tulong Program) Report dated 14 May 2021. \*Data starting from June 2 includes LSI and APOR. (Note: Figures from previous reports may differ due to data verification process.)

**REMAINS OF DECEASED OFWs**

COUNTRY	COUNTRY OF ORIGIN		CAUSE OF DEATH	
	NOW	CUMULATIVE	CUMULATIVE	
<b>TOTAL</b>	40	5,896		5,896
Saudi Arabia	0	798	COVID-19	634
USA	0	287	NON COVID-19	5,262
United Arab Emirates	0	149		
Qatar	0	67		
Kuwait	0	51		
Others	40	4,544		

Source: 1) BOQ Human Remains Report No. 590 dated 26 February 2022. (Note: Figures from previous reports may differ due to data verification process.)

**RETURNING FILIPINOS FROM SABAH**

TOTAL NO. OF RETURNING FILIPINOS FROM SABAH:		3,289
First Batch	July 5, 2020	395
Second Batch	July 29, 2020	394
Third Batch	August 13, 2020	400
Fourth Batch	August 28, 2020	379
Fifth Batch	September 24, 2020	400
Sixth Batch	November 12, 2020	151
Seventh Batch	December 13-20, 2020	Failed deportation due to force majeure
Eighth Batch	March 7, 2021	316
Ninth Batch	April 17, 2021	358
Tenth Batch	May 22, 2021	496

As of June 21, 2021, **4,683** remaining Filipinos are still in Sabah for transfer.

Source: 1) OCD BARM Report dated 22 May 2021. (Note: Figures from previous reports may differ due to data verification process.)

<b>Prepared by:</b>	<b>Reviewed by:</b>	<b>Approved by:</b>
(SGD) <b>ARIANNE JEWEL G. PEROLA</b> Duty Staff	(SGD) <b>MARVIN T MANZANO, MDRM</b> Officer, TG MROF Coordination Center	(SGD) <b>DIR. BERNARDO RAFAELITO R ALEJANDRO IV, CESO IV, MNSA</b> Head, TG MROF Coordination Center



Republic of the Philippines  
Inter-Agency Task Force  
FOR THE MANAGEMENT OF EMERGENCY INFECTIOUS DISEASE  
NATIONAL TASK FORCE COVID-19  
**Task Group on Management of Returning Overseas Filipinos**

**NARRATIVE REPORT**  
**26 February 2022**

---

ACTIONS TAKEN: Management of Returning Overseas Filipinos (MROF)

The Task Group on Management of Returning Overseas Filipinos (TG-MROF) was created by the National Incident Command-National Task Force COVID 19 to solely cater to the medical and social needs of Returning Overseas Filipinos (ROFs). The TG-MROF in coordination with various government agencies, private entities, and other task groups created to respond with the prevailing crisis, regional task units, and local government agencies that are task to facilitate the safe return of the ROFs back to their home provinces.

**Members:** DND, DOTr, DOLE, DILG, DFA, DOT, DSWD, DOH, OCD, OWWA, BOQ, CAAP, MARINA, PCG, PNP and AFP

**ARRIVALS:** As of 25 February 2022, a total of 2,256,177 Returning Overseas Filipinos (ROFs) arrived at the NAIA Terminals 1, 2, and 3, Clark International Airport, Mactan-Cebu International Airport, Laoag International Airport, South Harbor, Subic, Bataan, Zamboanga, and Batangas Port. Of which, a total of 1,686,580 are OFWs (1,004,481 are land-based and 682,099 are sea-based) and 563,701 are non-OFWs.

A total of 5,896 deceased ROFs had arrived in the country from 07 July 2020 – 26 February 2022. Of which, 634 died due to COVID-19.

**QUARANTINE:** As of 26 February 2022, a total of 31,926 ROFs were confirmed positive with COVID-19. Of which, 130 are admitted at 11 quarantine facilities, 31,767 were able to recover and 29 died.

**OSS-MROF BALIK PROBINSYA AND UWIAN NA PROGRAM:** As of 25 February 2022, a total of 1,009,109 ROFs were assisted back to their home provinces. Of which, 398,897 were assisted by land, 514,120 by air, and 96,092 by sea

**OWWA COVID-19 RELATED ASSISTANCE TO OFWs:** From March 2020 to 10 October, 2021, a total of 829,067 OFWs were assisted by OWWA on their “Returned to Home Regions” program and 801,037 OFWs are also assisted through “OFW Kalinga” program.

**RETURNING FILIPINOS (REFs) from SABAH:** As of 22 May 2021, a total of 3,289 REFs from Sabah had arrived in the country. While as of 21 June 2021, a total of 4,683 remaining Filipinos are still in Sabah for transfer.

Prepared by:

(SGD)  
**ARIANNE JEWEL G. PEROLA**  
Duty Staff

Reviewed by:

(SGD)  
**MR MARVIN T. MANZANO**  
Officer, TG MROF Coordination Center

Approved by:

(SGD)  
**DIR. BERNARDO RAFAELITO R. ALEJANDRO IV, CESO IV, MNSA**  
Head, TG MROF Coordination Center