



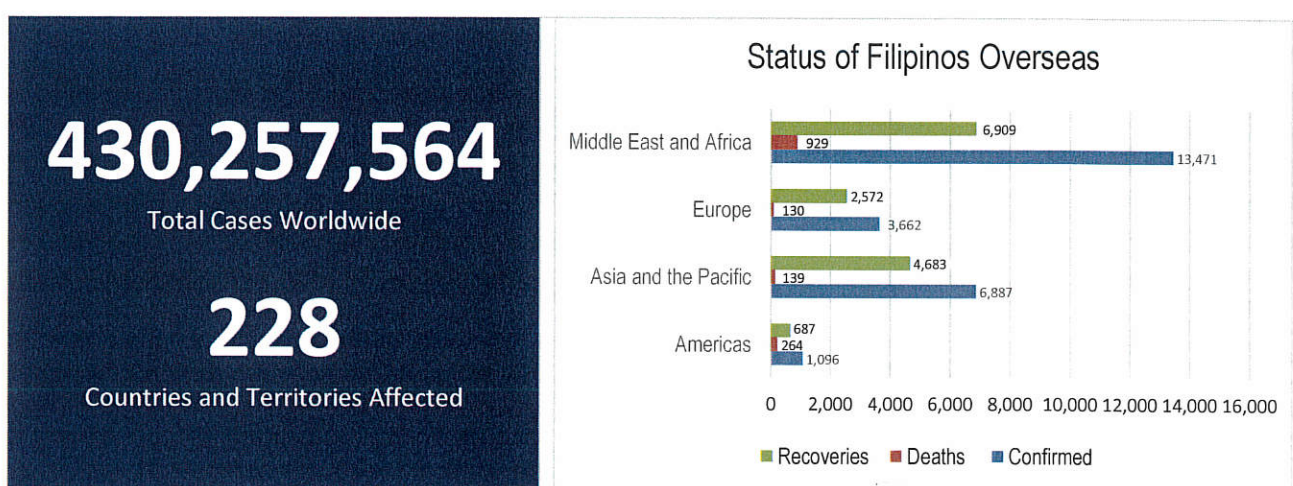
REPUBLIC OF THE PHILIPPINES
NATIONAL DISASTER RISK REDUCTION AND MANAGEMENT COUNCIL

National Disaster Risk Reduction and Management Center, Camp Aguinaldo, Quezon City, Philippines

NATIONAL TASK FORCE
CORONAVIRUS DISEASE-2019
SITUATIONAL REPORT NO. 698

Issued on 1200H, 28 February 2022
 Report Coverage: 27 February 2022

GLOBAL SITUATION

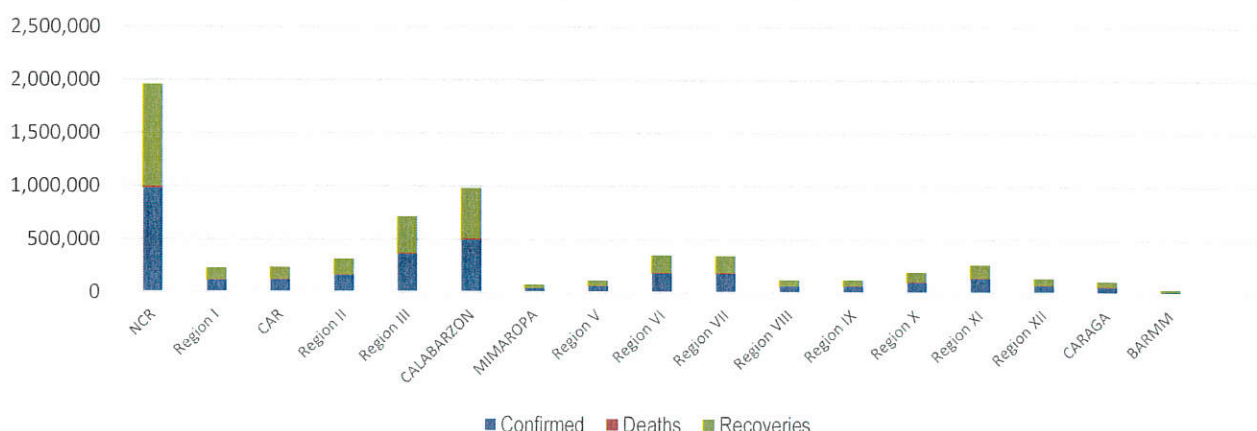


Source: WHO Global Data as of 25 February 2022

PHILIPPINE SITUATION

| | <i>TOTAL</i> | <i>NEW</i> | <i>REMARKS</i> |
|---------------------|------------------|------------|---------------------------------|
| TOTAL CASES | 3,661,997 | +951 | |
| ACTIVE CASES | 52,179 | | 1.4% Positivity Rate |
| DEATHS | 56,451 | +50 | 1.54% Case Fatality Rate |
| RECOVERIES | 3,553,367 | +1,717 | 97% Case Recovery Rate |

Summary of Cases per Region



P-D-I-T-R STRATEGY

With reference to the National Action Plan (NAP) for COVID-19, the National Task Force is intensifying efforts to PREVENT the spread of the COVID-19, TEST individuals, and communities, ISOLATE those that are identified to be confirmed cases, TREAT and provide with appropriate health care, and REINTEGRATE them back to the community.

DETECT

DETECT entails active screening of those presenting with signs and symptoms of COVID-19 in the community as well as other disease surveillance activities. For this purpose, contact tracing teams have been organized and provided with appropriate training. Summary is as follows:



The overall results of contact tracing are summarized as follows:

| | |
|--|---|
| 1:1 Case: Close Contacts Ratio | 97% Close Contacts Listed, Traced, and Assessed within 24 hours |
|--|---|

Data as of 21 February 2022

Also, part of DETECT strategy is the enhancement of the COVID-19 testing capacities of the country. For this purpose, testing laboratories are setup and provided with appropriate licensing. The summary is as follows:

| | |
|--|---|
| 331 Licensed RT-PCR and GeneXpert Laboratories | 19 Laboratories with Ongoing Licensing Applications |
|--|---|

The overall testing results is summarized as follows:

| | TOTAL | NEW |
|---------------------------|-------------------|---------|
| TESTS CONDUCTED | 28,203,435 | +19,378 |
| UNIQUE INDIVIDUALS TESTED | 26,546,951 | +18,718 |
| POSITIVITY RATE | 14.8% | |

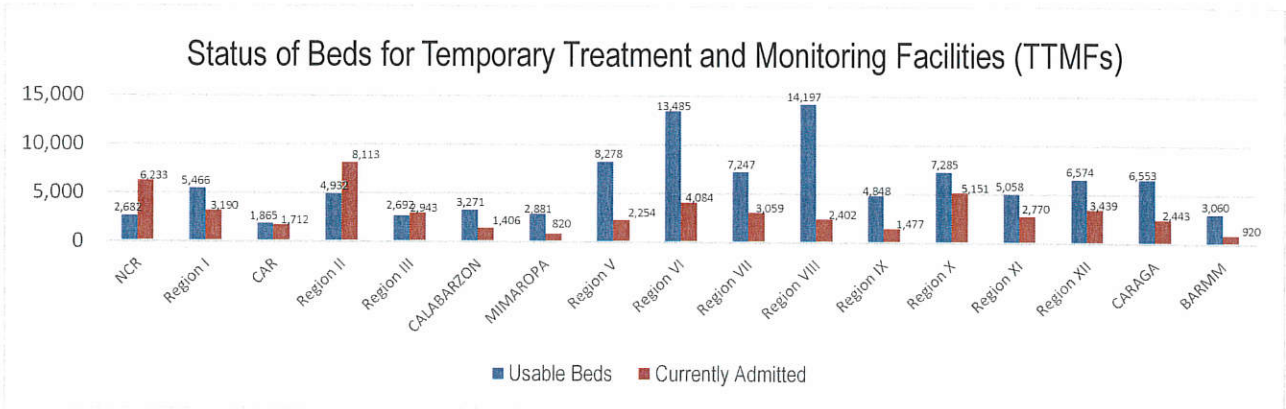
Source: COVID-19 Tracker as of 27 February 2022 (<https://doh.gov.ph/covid19tracker>)

To aid in the testing efforts, Mega Swabbing Sites have been established. The outputs of the Mega Swabbing Sites are as follows:

| | TOTAL | NEW |
|-------------------------|----------------|-----|
| ACT MOBILE TEAM | 436,674 | - |
| MOA ARENA | 411,986 | - |
| NINOY AQUINO STADIUM | 455,432 | - |
| PHILIPPINE SPORTS ARENA | 624,910 | - |

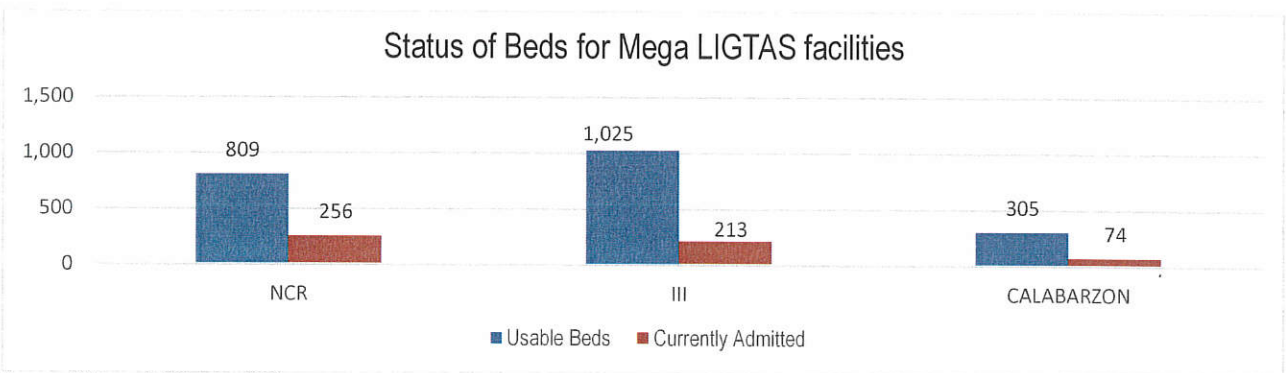
ISOLATE

Isolate involves implementation of measures to separate those identified as exposed and confirmed cases and provide medical interventions to further prevent the spread of the disease. This strategy involves setting up of Temporary Treatment and Monitoring Facilities (TTMFs). The summary of TTMFs established is as follows:



Source: DOH as of 07 September 2021

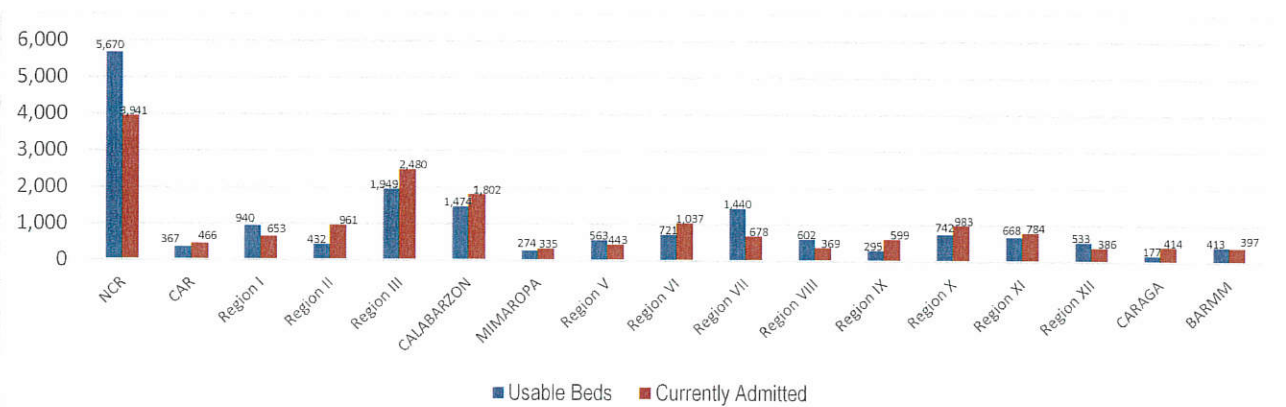
Aside from the TTMFs, Mega LIGTAS facilities have also been established. The summary of occupancies for the Mega LIGTAS facilities is as follows:



Source: DOH as of 15 October 2021

TREAT


For the TREAT strategy, One Hospital Command has been established to facilitate a centralized referral system. Further, wards, isolation, and intensive care units are in operation to provide treatment services for COVID-19 positives. The occupancy rate for all beds dedicated to COVID-19 (Ward, Isolation, Intensive Care) among reporting hospitals is summarized as follows.



Source: DOH as of 07 September 2021


DONATIONS MONITORING

In terms of resources, the following is the summary of total domestic and international donations received by the Philippine government, particularly various medical supplies, monitored by OCD in compliance with the Administrative Order No. 27, s. 2020, signed by the President of the Philippines on 31 March 2020.




MANAGEMENT OF RETURNING OVERSEAS FILIPINOS

Returning Overseas Filipinos are provided with assistance by facilitating their arrival from different points of origin abroad until their return to their respective homes, and attend to their medical and social needs, in order to give them comfort, ensure their safety, and prevent the spread of COVID-19. The following is the summary of ROFs



For the Chairperson, NDRRMC:


UNDERSECRETARY RICARDO B JALAD
Executive Director, NDRRMC and
Administrator, OCD

REFERENCES: Reports from
World Health Organization
Office of Civil Defense
Department of Health
Department of the Interior and Local Government
Department of Foreign Affairs

ANNEXES:
Breakdown of Returning Overseas Filipinos
Breakdown of Resource Management and Logistics

NOTE:
Other reports are available upon request



Republic of the Philippines
 INTER-AGENCY TASK FORCE
 FOR THE MANAGEMENT OF EMERGING INFECTIOUS DISEASE
 NATIONAL TASK FORCE - COVID-19
TASK GROUP RESOURCE MANAGEMENT AND LOGISTICS



Situation Report
 As of 27 February 2022

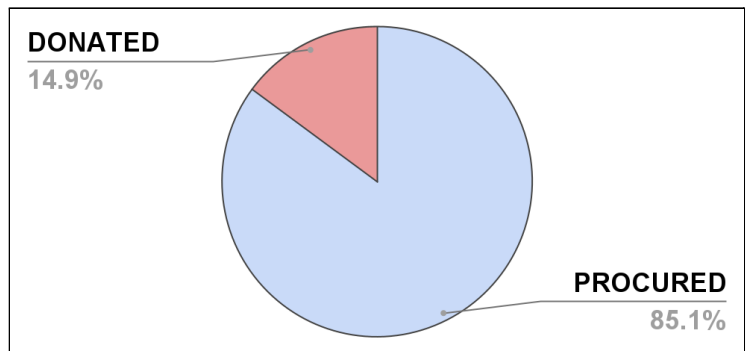
I. DOH-OCD DISTRIBUTION OF SUPPLIES

| PARTICULARS | DISPATCHED (PROCURED) | DISPATCHED (DONATED) | DISPATCHED (TOTAL) |
|----------------------------|-----------------------|----------------------|--------------------|
| Protective Gown | 5,509,879 | 181,635 | 5,691,514 |
| Protective Suit (Clothing) | 5,969,794 | 213,305 | 6,183,099 |
| Masks (Surgical) | 23,357,079 | 8,417,576 | 31,774,655 |
| Head Cover | 5,952,274 | 35,250 | 5,987,524 |
| Shoe Cover | 6,321,149 | 82,620 | 6,403,769 |
| Gloves (Surgical) | 14,307,812 | 1,175,900 | 15,483,712 |
| Goggles | 1,050,811 | 284,498 | 1,335,309 |
| Masks (N95) | 6,224,329 | 432,025 | 6,656,354 |
| Masks (KN95) | 2,986,742 | 793,648 | 3,780,390 |
| Face Shield | 4,797,169 | 453,907 | 5,251,076 |
| Non-Invasive Ventilator | 0 | 30 | 30 |
| Alcohol (500ml) | 12,608 | 46,832 | 59,440 |

| | |
|--|-----------------------------------|
| Most distributed medical supply (Procured) | Surgical Mask (23,357,079) pieces |
| Most distributed medical supply (Donated) | Surgical Mask (8,417,576) pieces |
| Average Dispatch Percentage (Combined) | 96.57% |

II. SUMMARY OF PROCURED AND DONATED ITEMS

| | |
|---------------------------------|-------------------------------|
| Total Items Dispatched | 114,554,273 individual pieces |
| Total Procured Items Dispatched | 97,467,814 individual pieces |
| Total Donated Items Dispatched | 17,086,459 individual pieces |



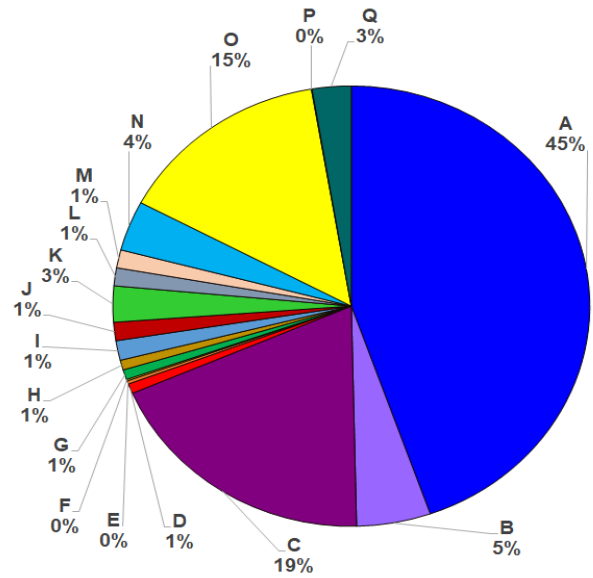
III. STATUS OF PROCURED COVID-19 ANTIGEN KITS

| BATCH | TOTAL PROCURED | TOTAL DISPATCHED | BALANCE |
|------------------------|----------------|------------------|---------|
| BATCH 1 (ABBOTT) | 500,000 | 500,000 | 0 |
| | | 100.00% | 0.00% |
| BATCH 2 (SD BIOSENSOR) | 50,000 | 50,000 | 0 |
| | | 100.00% | 0.00% |
| BATCH 3 (RAPIGEN) | 15,500 | 15,500 | 0 |
| | | 100.00% | 0.00% |

IV. DONATIONS MONITORING (as of 20 April 2021)

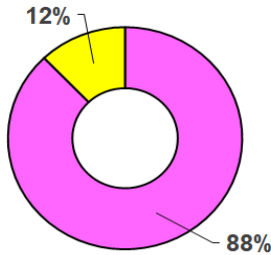
A. Financial Donations Received by OCD

| | | |
|---|----------------------------|-----------------|
| A | AFP | P 16,901,934.27 |
| B | ANONYMOUS | P 1,903,100.00 |
| C | BJMP | P 7,151,337.94 |
| D | DBM | P 273,170.00 |
| E | DENR | P 88,500.00 |
| F | DILG | P 45,000.00 |
| G | DOE | P 273,165.10 |
| H | DOJ | P 273,165.00 |
| I | MALACAÑANG | P 546,330.20 |
| J | MMDA | P 510,000.00 |
| K | NICA | P 1,000,000.00 |
| L | NSC | P 500,000.00 |
| M | OCD | P 499,700.00 |
| N | PHILIPPINE MARINE | P 1,390,350.00 |
| O | PHILIPPINE NAVY | P 5,506,950.00 |
| P | PRIVATE DONATIONS | P 15,000.00 |
| Q | TRANSGLOBAL CONSOLIDATIONS | P 1,000,000.00 |



DOMESTIC CASH DONATIONS RECEIVED BY OCD
PHP 37,877,702.51

B. Summary of Utilization for Cash Donations (as of 20 April 2021)




| | |
|--------------------------------------|-------------------|
| Total Cash Donations Received by OCD | Php 37,877,702.51 |
| Cash Donations Utilized | Php 33,279,155.13 |
| Funds Available | Php 4,583,547.38 |

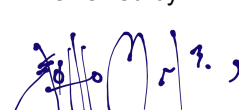
C. Donations Summary

| | DOMESTIC DONATION | INTERNATIONAL DONATION | GRAND TOTAL |
|--------------------------------|-------------------|------------------------|--------------|
| MEDICAL SUPPLIES AND EQUIPMENT | 8743 | 561 | 9304 |
| WATER AND FOOD ITEMS | 1990 | 4 | 1994 |
| NON-FOOD ITEMS | 1404 | 32 | 1436 |
| SERVICES | 165 | 6 | 171 |
| CASH | 166 | - | 166 |
| VARIOUS DONATIONS | 137 | 24 | 161 |
| OTHERS | 37 | - | 37 |
| VACCINES | 12 | 8 | 20 |
| RENTALS | 3 | - | 3 |
| Total | 12657 | 635 | 13292 |

Prepared by:


GERRY JONES M BASILIO
Duty Staff

Reviewed by


JOSE ANGELO A MANGAOANG
Officer-on-duty

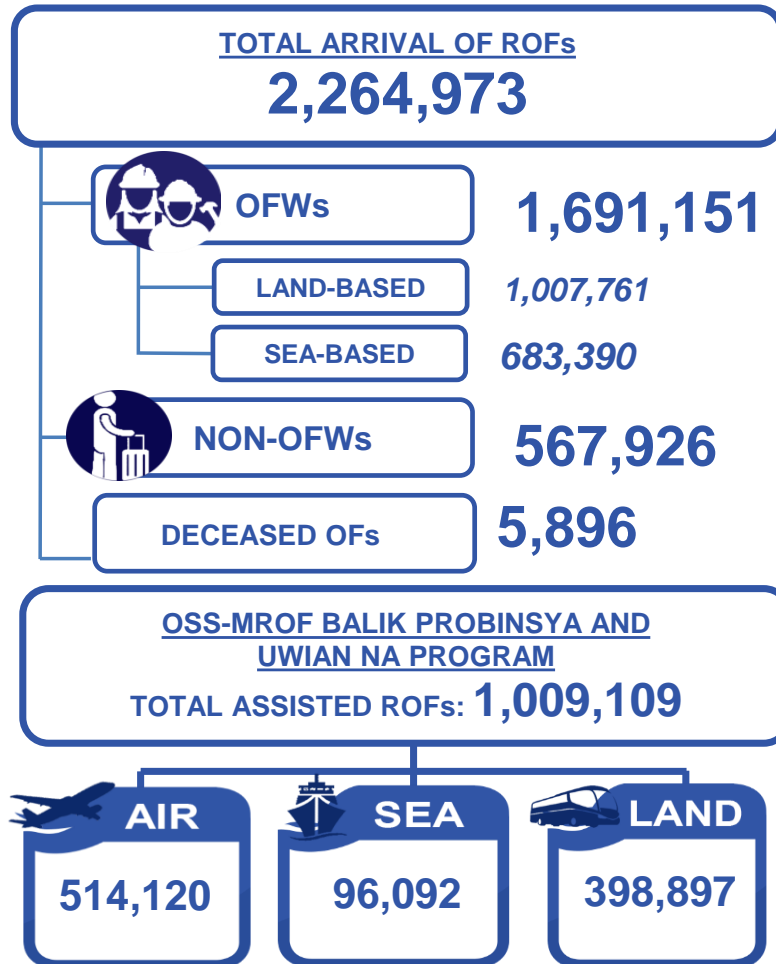
Approved by:


DIRECTOR BERNARDO RAFAELITO R ALEJANDRO IV, CESO IV, MNSA
Head, Task Group Resource Management and Logistics



Task Group on Management of Returning Overseas Filipinos

Summary Report
 27 February 2022



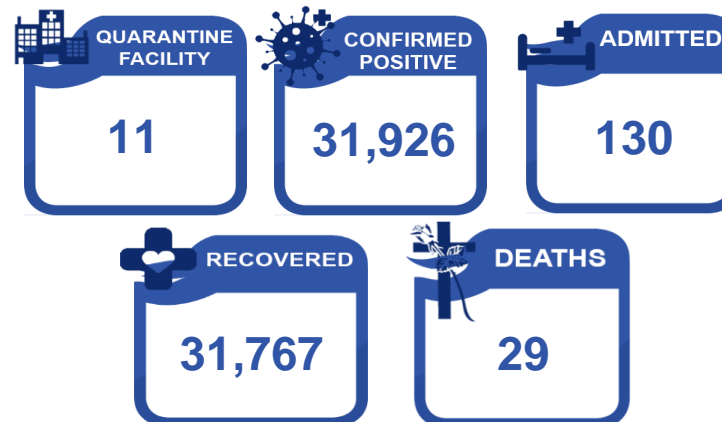
OWWA COVID-19 RELATED ASSISTANCE TO OFWs

RETURNED TO HOME REGIONS : 802,538
 OFW KALINGA : 829,067

TOTAL NO. OF RETURNING FILIPINOS FROM SABAH

3,289

HEALTH STATUS of ROFs





Republic of the Philippines
INTER-AGENCY TASK FORCE
FOR THE MANAGEMENT OF EMERGING INFECTIOUS DISEASE
NATIONAL TASK FORCE AGAINST COVID-19



Task Group on Management of Returning Overseas Filipinos

TG-MROF Daily Operational Report as of 27 February 2022

ARRIVALS

| ROFs | TOTAL ARRIVAL ON AIRPORTS: 2,187,103 | | | | | | | | | | | | | | GRAND TOTAL ARRIVAL OF ROFs | |
|---------------------|--|----------------|--|----------------|---|----------------|-----------------------------------|----------------|-----------------------------------|----------------|--------------------------|--------------------------|--------------------------|--------------------------|-----------------------------|------------------|
| | NINYO AQUINO INTERNATIONAL AIRPORT | | | | | | CLARK INTERNATIONAL AIRPORT | | MACTAN-CEBU INTERNATIONAL AIRPORT | | LAOAG AIRPORT | DAVAO AIRPORT | SUBIC AIRPORT | BOHOL-PANGLAO AIRPORT | | |
| | Terminal 1 (23 April 2020 - 26 February 2022) | | Terminal 2 (23 April 2020 - 26 February 2022) | | Terminal 3 (08 July 2020 - 26 February 2022) | | (05 June 2020 - 26 February 2022) | | (28 June 2020 - 26 February 2022) | | (18 June - 26 Feb. 2022) | (27 June - 26 Feb. 2022) | (18 June - 26 Feb. 2022) | (Nov. 18 - 26 Feb. 2022) | | |
| | Now | Cumulative | Now | Cumulative | Now | Cumulative | Now | Cumulative | Now | Cumulative | Cumulative | Cumulative | Cumulative | Cumulative | | |
| SUBTOTAL | 1,611 | 542,974 | 1,436 | 677,665 | 2,471 | 490,716 | 566 | 235,277 | 370 | 199,146 | 405 | 17,893 | 22,808 | 219 | 6,494 | 2,264,973 |
| OFWs | 1,349 | 449,368 | 482 | 417,291 | 1,953 | 352,141 | 491 | 209,502 | 296 | 155,050 | 381 | 13,768 | 21,511 | 219 | 4,571 | 1,691,151 |
| Land-based | 1,197 | 339,916 | 299 | 249,166 | 1,311 | 200,605 | 327 | 117,589 | 146 | 67,093 | 352 | 12,850 | 20,036 | 154 | 3,280 | 1,007,761 |
| Sea-based | 152 | 109,452 | 183 | 168,125 | 642 | 151,536 | 164 | 91,913 | 150 | 87,957 | 29 | 918 | 1,475 | 11 | 1,291 | 683,390 |
| NON-OFWs | 262 | 93,606 | 954 | 260,374 | 518 | 138,575 | 75 | 25,775 | 74 | 44,096 | 24 | 4,125 | 1,297 | 54 | 1,883 | 567,926 |
| Deceased OFs | 40 | 5,896 | | | | | | | | | | | | | 40 | 5,896 |

| ROFs | TOTAL ARRIVAL ON SEAPORTS: 71,974 | | | | | | | | | | | | | |
|-----------------|-----------------------------------|---------------|----------|------------|----------|--------------|----------|--------------|---------------------|--------------|----------|------------|----------|------------|
| | MANILA | | CEBU | | SUBIC | | BATAAN | | TAWI-TAWI/ZAMBOANGA | | DAVAO | | BATANGAS | |
| | Now | Cumulative | Now | Cumulative | Now | Cumulative | Now | Cumulative | Now | Cumulative | Now | Cumulative | Now | Cumulative |
| SUBTOTAL | 0 | 64,666 | 0 | 989 | 0 | 1,327 | 0 | 1,288 | 0 | 3,289 | 0 | 98 | 0 | 317 |
| OFWs | 0 | 64,666 | 0 | 989 | 0 | 1,327 | 0 | 1,288 | 0 | 3,289 | 0 | 98 | 0 | 317 |
| Sea-based | 0 | 64,666 | 0 | 989 | 0 | 1,327 | 0 | 1,288 | 0 | 3,289 | 0 | 98 | 0 | 317 |

Sources: 1) OSS Report dated 25 February 2022, 2) BOQ Report No. 647 dated 26 February 2022, 3) BOQ Human Remains Report No. 590 dated 26 February 2022, and 4) OCD BARMM Report dated 22 May 2021.

QUARANTINE

| ROFs IN TREATMENT AND MONITORING FACILITIES | | | | | | | | |
|---|--------------------|---------------|----------|------------|-----------|---------------|--------|------------|
| No. of QFs | Confirmed Positive | | Admitted | | Recovered | | Deaths | |
| | Now | Cumulative | Now | Cumulative | Now | Cumulative | Now | Cumulative |
| 11 | 3 | 31,926 | 0 | 130 | 29 | 31,767 | 0 | 29 |

Source: 1) BOQ Report No. 647 dated 26 February 2022. (Note: Figures from previous reports may differ due to data verification process.)

OSS-MROF BALIK PROBINSYA & UWIAN NA PROGRAM
(May 25, 2020 - February 25, 2022)

| ROFs ASSISTED THRU THEIR DESTINATION | MODE OF TRANSPORTATION | | | GRAND TOTAL |
|--------------------------------------|------------------------|----------------|-----------------|------------------|
| | Air (NAIA T2) | Land (PITX) | Sea (N. Harbor) | |
| | Cumulative | Cumulative | Cumulative | |
| | 514,120 | 398,897 | 96,092 | 1,009,109 |

Sources: 1) OSS Report as of 25 February 2022, 2) PITX Report (Uwian Na Program) dated 26 February and "DOTr (Hatid Tulong Program) Report dated 14 May 2021. *Data starting from June 2 includes LSI and APOR. (Note: Figures from previous reports may differ due to data verification process.)

RETURNING FILIPINOS FROM SABAH

| TOTAL NO. OF RETURNING FILIPINOS FROM SABAH: | | 3,289 |
|--|----------------------|---|
| First Batch | July 5, 2020 | 395 |
| Second Batch | July 29, 2020 | 394 |
| Third Batch | August 13, 2020 | 400 |
| Fourth Batch | August 28, 2020 | 379 |
| Fifth Batch | September 24, 2020 | 400 |
| Sixth Batch | November 12, 2020 | 151 |
| Seventh Batch | December 13-20, 2020 | Failed deportation due to force majeure |
| Eighth Batch | March 7, 2021 | 316 |
| Ninth Batch | April 17, 2021 | 358 |
| Tenth Batch | May 22, 2021 | 496 |

As of June 21, 2021, **4,683** remaining Filipinos are still in Sabah for transfer.

Source: 1) OCD BARMM Report dated 22 May 2021. (Note: Figures from previous reports may differ due to data verification process.)

OWWA COVID-19 RELATED ASSISTANCE TO OFWs
(March 2020 - November 2021)

| | |
|--------------------------|----------------|
| Returned to Home Regions | 802,538 |
| OFW Kalinga | 829,067 |

Source: 1) OWWA Monitoring Report dated November 2021.

REMAINS OF DECEASED OFs

| COUNTRY OF ORIGIN | COUNTRY OF ORIGIN | | CAUSE OF DEATH | |
|----------------------|-------------------|--------------|----------------|--------------|
| | NOW | CUMULATIVE | CUMULATIVE | |
| TOTAL | 40 | 5,896 | | 5,896 |
| Saudi Arabia | 0 | 798 | COVID-19 | 634 |
| USA | 0 | 287 | | |
| United Arab Emirates | 0 | 149 | NON COVID-19 | 5,262 |
| Qatar | 0 | 67 | | |
| Kuwait | 0 | 51 | | |
| Others | 40 | 4,544 | | |

Sources: 1) BOQ Human Remains Report No. 590 dated 26 February 2022. (Note: Figures from previous reports may differ due to data verification process.)

Prepared by:

(SGD)
SHARMAIN B. TUYAY
Duty Staff

Reviewed by:

(SGD)
MARVIN T MANZANO, MDRM
Officer, TG MROF Coordination Center

Approved by:

(SGD)
DIR. BERNARDO RAFAELITO R ALEJANDRO IV, CESO IV, MNSA
Head, TG MROF Coordination Center

Republic of the Philippines
Inter-Agency Task Force
FOR THE MANAGEMENT OF EMERGENCY INFECTIOUS DISEASE
NATIONAL TASK FORCE COVID-19
Task Group on Management of Returning Overseas Filipinos

NARRATIVE REPORT
27 February 2022

ACTIONS TAKEN: Management of Returning Overseas Filipinos (MROF)

The Task Group on Management of Returning Overseas Filipinos (TG-MROF) was created by the National Incident Command-National Task Force COVID 19 to solely cater to the medical and social needs of Returning Overseas Filipinos (ROFs). The TG-MROF in coordination with various government agencies, private entities, and other task groups created to respond with the prevailing crisis, regional task units, and local government agencies that are task to facilitate the safe return of the ROFs back to their home provinces.

Members: DND, DOTr, DOLE, DILG, DFA, DOT, DSWD, DOH, OCD, OWWA, BOQ, CAAP, MARINA, PCG, PNP and AFP

ARRIVALS: As of 26 February 2022, a total of 2,264,973 **Returning Overseas Filipinos (ROFs)** arrived at the NAIA Terminals 1, 2, and 3, Clark International Airport, Mactan-Cebu International Airport, Laoag International Airport, South Harbor, Subic, Bataan, Zamboanga, and Batangas Port. Of which, a total of 1,691,151 are **OFWs** (1,007,761 are **land-based** and 683,390 are **sea-based**) and 567,926 are **non-OFWs**.

A total of 5,896 **deceased ROFs** had arrived in the country from 07 July 2020 – 26 February 2022. Of which, 634 died due to COVID-19.

QUARANTINE: As of 26 February 2022, a total of 31,926 ROFs were confirmed positive with COVID-19. Of which, 130 are admitted at 11 quarantine facilities, 31,767 were able to recover and 29 died.

OSS-MROF BALIK PROBINSYA AND UWIAN NA PROGRAM: As of 25 February 2022, a total of 1,009,109 ROFs were assisted back to their home provinces. Of which, 398,897 were assisted by land, 514,120 by air, and 96,092 by sea

OWWA COVID-19 RELATED ASSISTANCE TO OFWs: From March 2020 to 10 October, 2021, a total of 829,067 OFWs were assisted by OWWA on their “Returned to Home Regions” program and 801,037 OFWs are also assisted through “OFW Kalinga” program.

RETURNING FILIPINOS (REFs) from SABAH: As of 22 May 2021, a total of 3,289 REFs from Sabah had arrived in the country. While as of 21 June 2021, a total of 4,683 remaining Filipinos are still in Sabah for transfer.

Prepared by:

(SGD)
SHARMAIN B. TUYAY
Duty Staff

Reviewed by:

(SGD)
MR MARVIN T. MANZANO
Officer, TG MROF Coordination Center

Approved by:

(SGD)
DIR. BERNARDO RAFAELITO R. ALEJANDRO IV, CESO IV, MNSA
Head, TG MROF Coordination Center