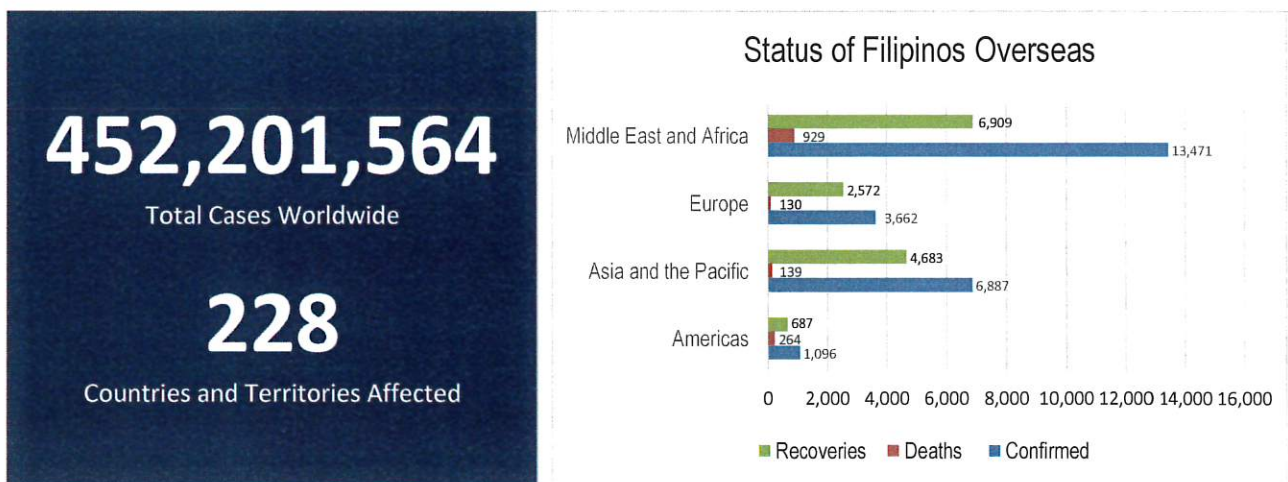




NATIONAL TASK FORCE
 CORONAVIRUS DISEASE-2019
 SITUATIONAL REPORT NO. 712

Issued on 1200H, 14 March 2022
 Report Coverage: 13 March 2022

GLOBAL SITUATION



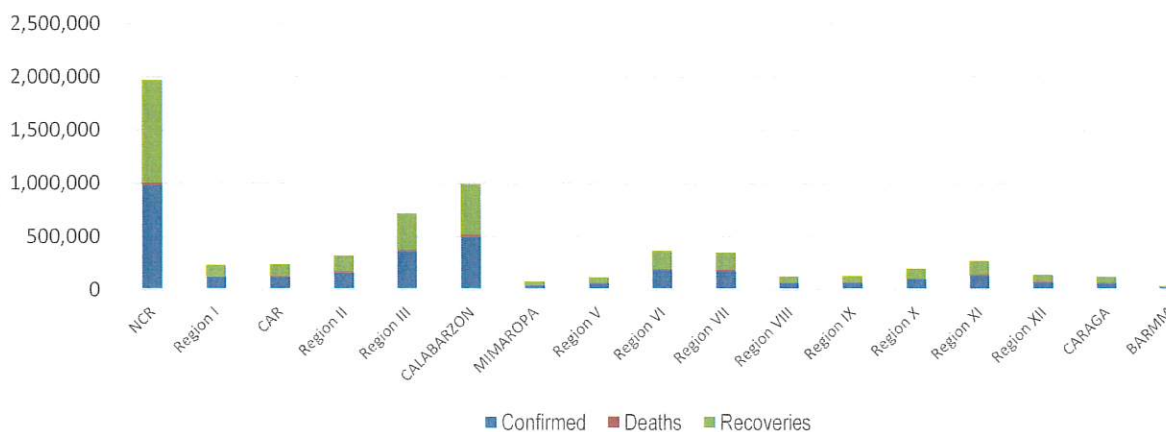
Source: WHO Global Data as of 12 March 2022

PHILIPPINE SITUATION

| | TOTAL | NEW | REMARKS |
|---------------------|------------------|------|---------------------------------|
| TOTAL CASES | 3,671,293 | +554 | |
| ACTIVE CASES | 46,256 | | 1.3% Positivity Rate |
| DEATHS | 57,625 | +15 | 1.6% Case Fatality Rate |
| RECOVERIES | 3,567,412 | +820 | 97.2% Case Recovery Rate |

Source: COVID-19 Tracker (<https://doh.gov.ph/covid19tracker>)

Summary of Cases per Region

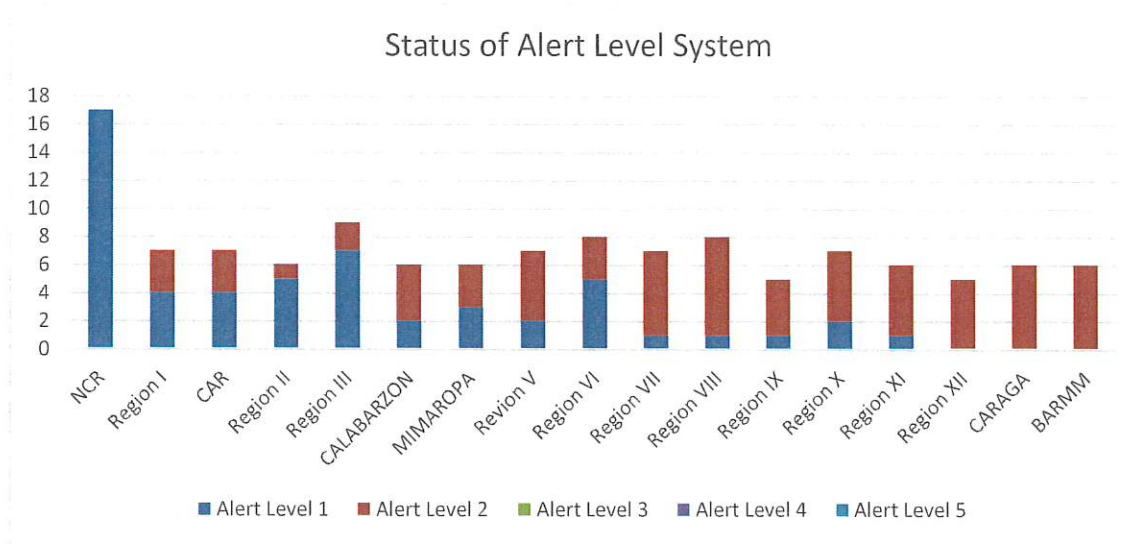


P-D-I-T-R STRATEGY

With reference to the National Action Plan (NAP) for COVID-19, the National Task Force is intensifying efforts to PREVENT the spread of the COVID-19, TEST individuals, and communities, ISOLATE those that are identified to be confirmed cases, TREAT and provide with appropriate health care, and REINTEGRATE them back to the community.

PREVENT

PREVENT enables to change mindsets and behaviors to advocate for shared responsibility in ensuring compliance to minimum public health standards and protocols and address stigma and division in the communities, workplaces, schools. To implement the PREVENT strategy, community quarantine declarations are made in various localities, enforcing stricter regulations and disease preventive measures particular for areas with high cases. The status of the alert level system is summarized as follows:



DETECT

DETECT entails active screening of those presenting with signs and symptoms of COVID-19 in the community as well as other disease surveillance activities. For this purpose, contact tracing teams have been organized and provided with appropriate training. Summary is as follows:



The overall results of contact tracing are summarized as follows:



Data as of 05 March 2022

Also, part of DETECT strategy is the enhancement of the COVID-19 testing capacities of the country. For this purpose, testing laboratories are setup and provided with appropriate licensing. The summary is as follows:

| | |
|--|---|
| 331 Licensed RT-PCR and GeneXpert Laboratories | 19 Laboratories with Ongoing Licensing Applications |
|--|---|

The overall testing results is summarized as follows:

| | TOTAL | NEW |
|---------------------------|------------|---------|
| TESTS CONDUCTED | 28,545,001 | +16,175 |
| UNIQUE INDIVIDUALS TESTED | 26,870,188 | +14,164 |
| POSITIVITY RATE | 14.7% | |

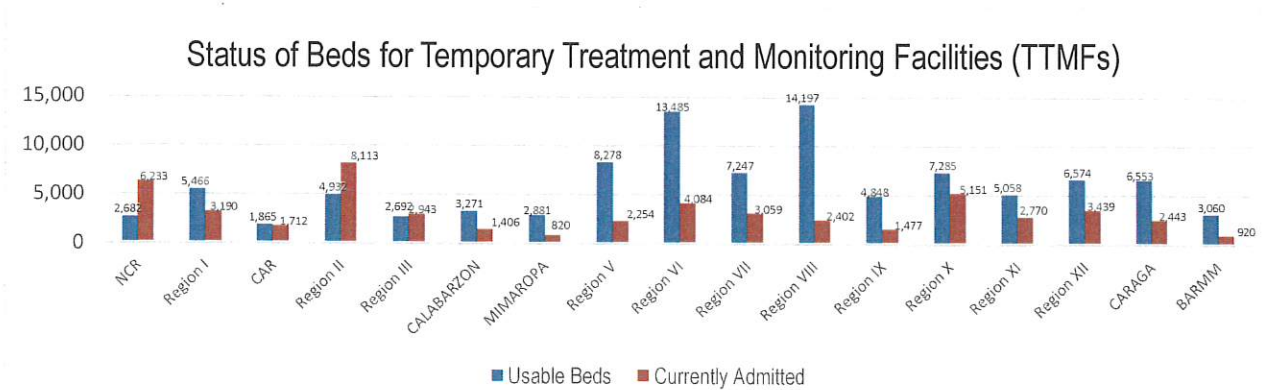
Source: COVID-19 Tracker (<https://doh.gov.ph/covid19tracker>)

To aid in the testing efforts, Mega Swabbing Sites have been established. The outputs of the Mega Swabbing Sites are as follows:

| | TOTAL | NEW |
|-------------------------|---------|-----|
| ACT MOBILE TEAM | 436,674 | - |
| MOA ARENA | 411,986 | - |
| NINOY AQUINO STADIUM | 455,432 | - |
| PHILIPPINE SPORTS ARENA | 624,910 | - |

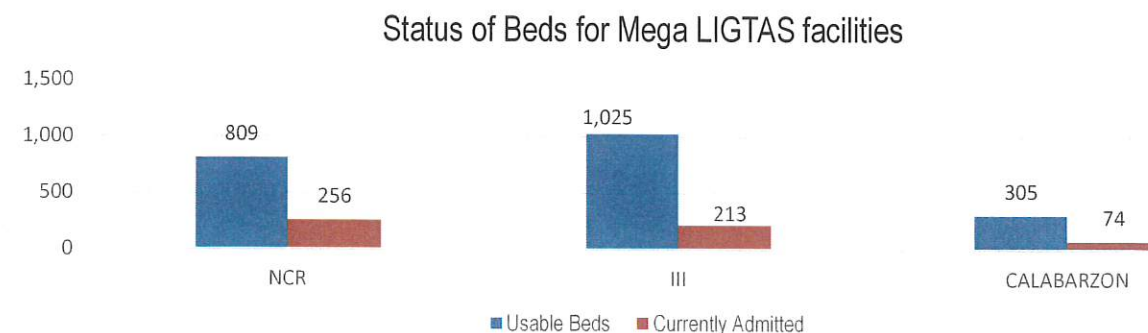
ISOLATE

Isolate involves implementation of measures to separate those identified as exposed and confirmed cases and provide medical interventions to further prevent the spread of the disease. This strategy involves setting up of Temporary Treatment and Monitoring Facilities (TTMFs). The summary of TTMFs established is as follows:



Source: DOH as of 07 September 2021

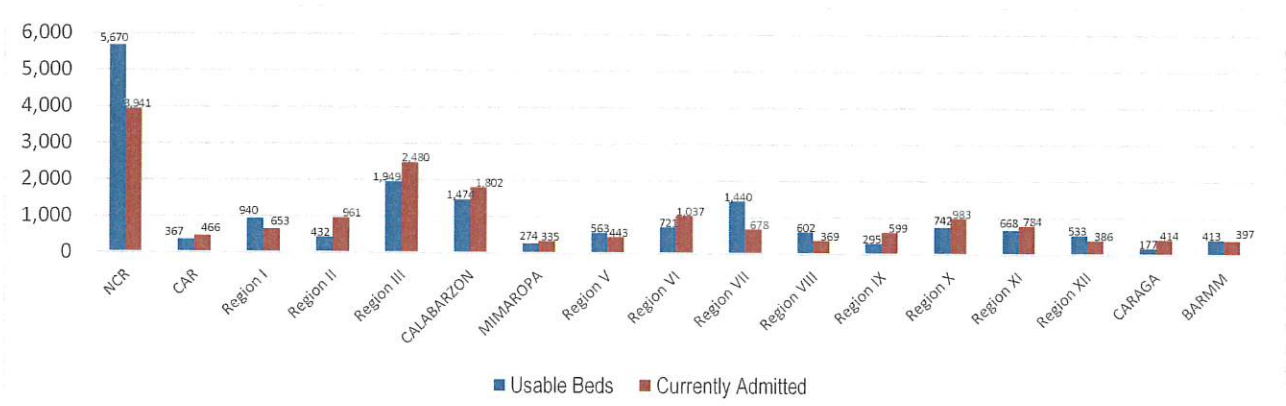
Aside from the TTMFs, Mega LIGTAS facilities have also been established. The summary of occupancies for the Mega LIGTAS facilities is as follows:



Source: DOH as of 15 October 2021

TREAT


For the TREAT strategy, One Hospital Command has been established to facilitate a centralized referral system. Further, wards, isolation, and intensive care units are in operation to provide treatment services for COVID-19 positives. The occupancy rate for all beds dedicated to COVID-19 (Ward, Isolation, Intensive Care) among reporting hospitals is summarized as follows.



Source: DOH as of 07 September 2021

DONATIONS MONITORING

In terms of resources, the following is the summary of total domestic and international donations received by the Philippine government, particularly various medical supplies, monitored by OCD in compliance with the Administrative Order No. 27, s. 2020, signed by the President of the Philippines on 31 March 2020.




MANAGEMENT OF RETURNING OVERSEAS FILIPINOS

Returning Overseas Filipinos are provided with assistance by facilitating their arrival from different points of origin abroad until their return to their respective homes, and attend to their medical and social needs, in order to give them comfort, ensure their safety, and prevent the spread of COVID-19. The following is the summary of ROFs



For the Chairperson, NDRRMC:


UNDERSECRETARY RICARDO B JALAD
 Executive Director, NDRRMC and
 Administrator, OCD

REFERENCES: Reports from
 World Health Organization
 Office of Civil Defense
 Department of Health
 Department of the Interior and Local Government
 Department of Foreign Affairs

ANNEXES:
 Breakdown of Returning Overseas Filipinos
 Breakdown of Resource Management and Logistics

NOTE:
 Other reports are available upon request



Republic of the Philippines
INTER-AGENCY TASK FORCE
FOR THE MANAGEMENT OF EMERGING INFECTIOUS DISEASE
NATIONAL TASK FORCE - COVID-19
TASK GROUP RESOURCE MANAGEMENT AND LOGISTICS



Situation Report
As of 13 March 2022

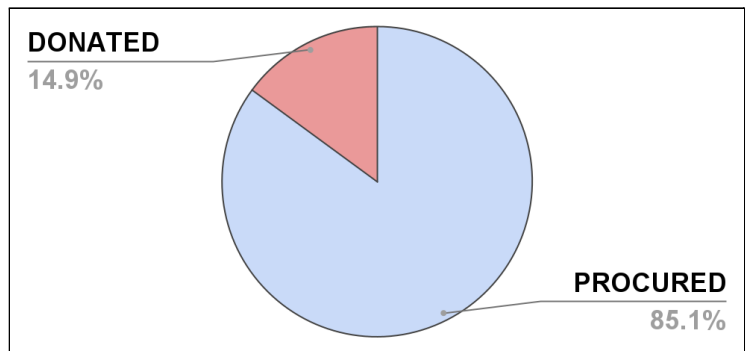
I. DOH-OCD DISTRIBUTION OF SUPPLIES

| PARTICULARS | DISPATCHED (PROCURED) | DISPATCHED (DONATED) | DISPATCHED (TOTAL) |
|----------------------------|-----------------------|----------------------|--------------------|
| Protective Gown | 5,509,879 | 181,635 | 5,691,514 |
| Protective Suit (Clothing) | 5,969,794 | 213,305 | 6,183,099 |
| Masks (Surgical) | 23,357,079 | 8,417,576 | 31,774,655 |
| Head Cover | 5,952,274 | 35,250 | 5,987,524 |
| Shoe Cover | 6,321,149 | 82,770 | 6,403,919 |
| Gloves (Surgical) | 14,307,812 | 1,175,900 | 15,483,712 |
| Goggles | 1,050,811 | 284,498 | 1,335,309 |
| Masks (N95) | 6,224,329 | 432,025 | 6,656,354 |
| Masks (KN95) | 2,986,742 | 793,648 | 3,780,390 |
| Face Shield | 4,797,169 | 460,297 | 5,257,466 |
| Non-Invasive Ventilator | 0 | 30 | 30 |
| Alcohol (500ml) | 12,608 | 46,832 | 59,440 |

| | |
|--|-----------------------------------|
| Most distributed medical supply (Procured) | Surgical Mask (23,357,079) pieces |
| Most distributed medical supply (Donated) | Surgical Mask (8,417,576) pieces |
| Average Dispatch Percentage (Combined) | 96.58% |

II. SUMMARY OF PROCURED AND DONATED ITEMS

| | |
|---------------------------------|-------------------------------|
| Total Items Dispatched | 114,571,623 individual pieces |
| Total Procured Items Dispatched | 97,467,814 individual pieces |
| Total Donated Items Dispatched | 17,103,809 individual pieces |



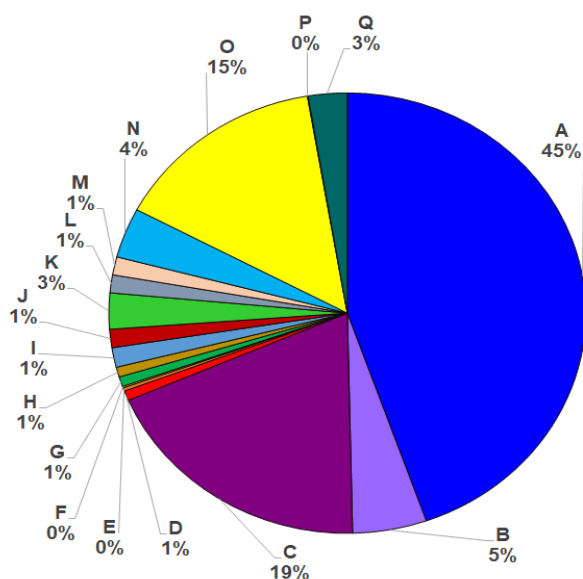
III. STATUS OF PROCURED COVID-19 ANTIGEN KITS

| BATCH | TOTAL PROCURED | TOTAL DISPATCHED | BALANCE |
|------------------------|----------------|------------------|---------|
| BATCH 1 (ABBOTT) | 500,000 | 500,000 | 0 |
| | | 100.00% | 0.00% |
| BATCH 2 (SD BIOSENSOR) | 50,000 | 50,000 | 0 |
| | | 100.00% | 0.00% |
| BATCH 3 (RAPIGEN) | 15,500 | 15,500 | 0 |
| | | 100.00% | 0.00% |

IV. DONATIONS MONITORING (as of 20 April 2021)

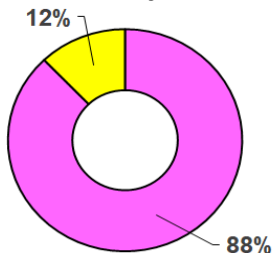
A. Financial Donations Received by OCD

| | | |
|---|----------------------------|-----------------|
| A | AFP | P 16,901,934.27 |
| B | ANONYMOUS | P 1,903,100.00 |
| C | BJMP | P 7,151,337.94 |
| D | DBM | P 273,170.00 |
| E | DENR | P 88,500.00 |
| F | DILG | P 45,000.00 |
| G | DOE | P 273,165.10 |
| H | DOJ | P 273,165.00 |
| I | MALACAÑANG | P 546,330.20 |
| J | MMDA | P 510,000.00 |
| K | NICA | P 1,000,000.00 |
| L | NSC | P 500,000.00 |
| M | OCD | P 499,700.00 |
| N | PHILIPPINE MARINE | P 1,390,350.00 |
| O | PHILIPPINE NAVY | P 5,506,950.00 |
| P | PRIVATE DONATIONS | P 15,000.00 |
| Q | TRANSGLOBAL CONSOLIDATIONS | P 1,000,000.00 |



| |
|--|
| DOMESTIC CASH DONATIONS RECEIVED BY OCD |
| PHP 37,877,702.51 |

B. Summary of Utilization for Cash Donations (as of 20 April 2021)




| | |
|--------------------------------------|-------------------|
| Total Cash Donations Received by OCD | Php 37,877,702.51 |
| Cash Donations Utilized | Php 33,279,155.13 |
| Funds Available | Php 4,583,547.38 |

C. Donations Summary

| | DOMESTIC DONATION | INTERNATIONAL DONATION | GRAND TOTAL |
|--------------------------------|-------------------|------------------------|--------------|
| MEDICAL SUPPLIES AND EQUIPMENT | 8743 | 561 | 9304 |
| WATER AND FOOD ITEMS | 1990 | 4 | 1994 |
| NON-FOOD ITEMS | 1404 | 32 | 1436 |
| SERVICES | 165 | 6 | 171 |
| CASH | 166 | - | 166 |
| VARIOUS DONATIONS | 137 | 24 | 161 |
| OTHERS | 37 | - | 37 |
| VACCINES | 12 | 8 | 20 |
| RENTALS | 3 | - | 3 |
| Total | 12657 | 635 | 13292 |

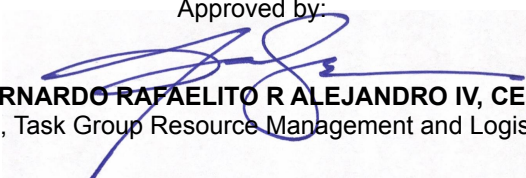
Prepared by:


JOEL G. EUGENIO
 Duty Staff

Reviewed by


JOSE ANGELO A MANGAOANG
 Officer-on-duty

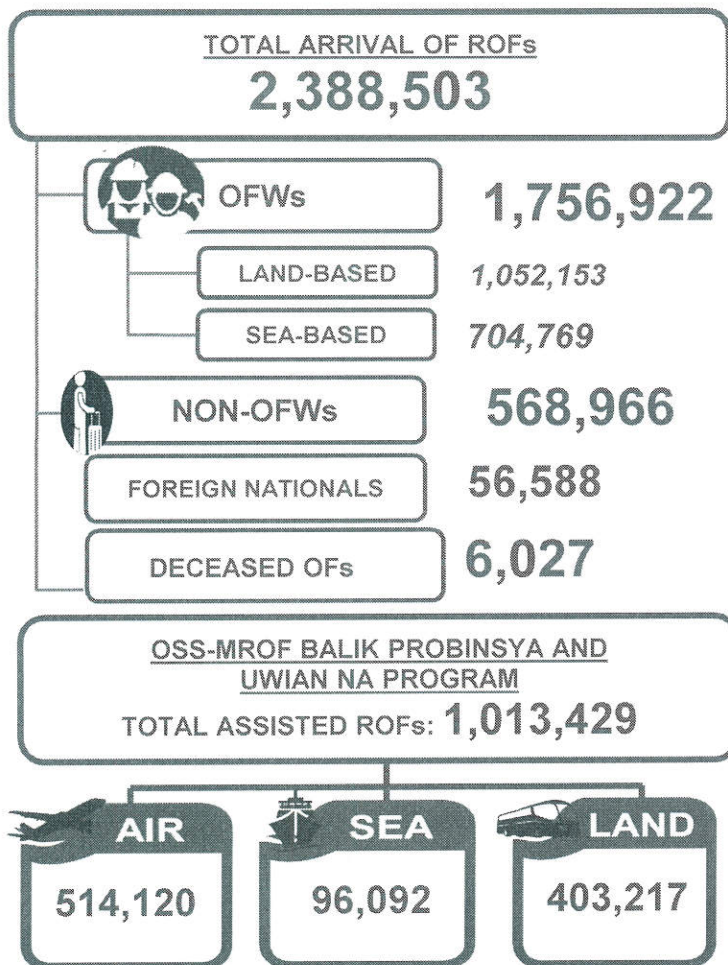
Approved by:


DIRECTOR BERNARDO RAFAELITO R ALEJANDRO IV, CESO IV, MNSA
 Head, Task Group Resource Management and Logistics



Task Group on Management of Returning Overseas Filipinos

Summary Report
 13 March 2022



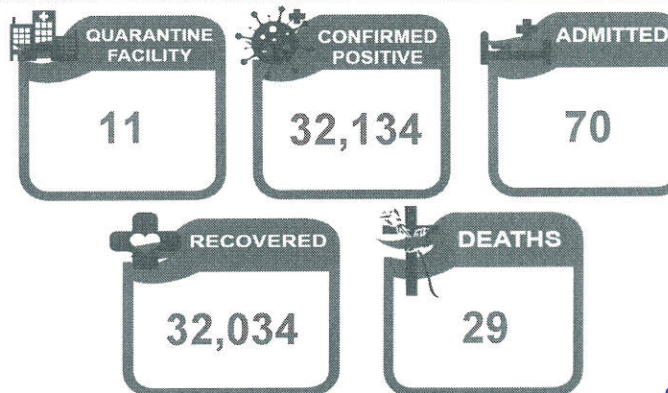
OWWA COVID-19 RELATED ASSISTANCE TO OFWs

RETURNED TO HOME REGIONS : 802,538
 OFW KALINGA : 829,067

TOTAL NO. OF RETURNING FILIPINOS FROM SABAH

3,289

HEALTH STATUS of ROFs





Republic of the Philippines
 INTER-AGENCY TASK FORCE
 FOR THE MANAGEMENT OF EMERGING INFECTIOUS DISEASE
 NATIONAL TASK FORCE AGAINST COVID-19
Task Group on Management of Returning Overseas Filipinos



TG-MROF Daily Operational Report as of 13 March 2022

ARRIVALS

| ROFs | TOTAL ARRIVAL ON AIRPORTS: 2,309,106 | | | | | | | | | | | | | | GRAND TOTAL ARRIVAL OF ROFs | |
|-------------------|---|----------------|---|----------------|--|----------------|--------------------------------|----------------|-----------------------------------|----------------|---------------------------|---------------------------|---------------------------|--------------------------|-----------------------------|------------------|
| | NINYO AQUINO INTERNATIONAL AIRPORT | | | | | | CLARK INTERNATIONAL AIRPORT | | MACTAN-CEBU INTERNATIONAL AIRPORT | | LAOAG AIRPORT | DAVAO AIRPORT | SUBIC AIRPORT | BOHOL-PANGLAO AIRPORT | | |
| | Terminal 1 (23 April 2020 - 12 March 2022) | | Terminal 2 (23 April 2020 - 12 March 2022) | | Terminal 3 (08 July 2020 - 12 March 2022) | | (05 June 2020 - 12 March 2022) | | (28 June 2020 - 12 March 2022) | | (18 June - 12 March 2022) | (27 June - 12 March 2022) | (18 June - 12 March 2022) | (Nov. 18 - 12 Mar. 2022) | | |
| | Now | Cumulative | Now | Cumulative | Now | Cumulative | Now | Cumulative | Now | Cumulative | Cumulative | Cumulative | Cumulative | Cumulative | | |
| SUBTOTAL | 2,784 | 570,655 | 2,475 | 705,550 | 3,592 | 538,285 | 633 | 244,589 | 700 | 207,756 | 405 | 18,839 | 22,808 | 219 | 7,583 | 2,388,503 |
| OFWs | 1,942 | 467,518 | 597 | 424,701 | 1,963 | 379,613 | 472 | 216,340 | 269 | 159,157 | 381 | 14,166 | 21,511 | 219 | 5,350 | 1,756,922 |
| Land-based | 1,667 | 355,471 | 302 | 253,477 | 1,292 | 218,051 | 309 | 121,930 | 152 | 69,434 | 352 | 13,248 | 20,036 | 154 | 3,722 | 1,052,153 |
| Sea-based | 275 | 112,047 | 295 | 171,224 | 671 | 161,562 | 163 | 94,410 | 117 | 89,723 | 29 | 918 | 1,475 | 11 | 1,628 | 704,769 |
| NON-OFWs | 385 | 92,170 | 937 | 263,980 | 620 | 137,938 | 78 | 25,580 | 173 | 43,816 | 24 | 4,107 | 1,297 | 54 | 2,193 | 568,966 |
| Foreign Nationals | 457 | 10,967 | 941 | 16,869 | 1,009 | 20,734 | 83 | 2,669 | 258 | 4,783 | 0 | 566 | 0 | 0 | | 56,588 |
| Deceased OFs | 40 | 6,027 | | | | | | | | | | | | | 40 | 6,027 |

| ROFs | TOTAL ARRIVAL ON SEAPORTS: 73,370 | | | | | | | | | | | | | |
|-----------------|-----------------------------------|---------------|----------|------------|----------|--------------|----------|--------------|---------------------|--------------|----------|------------|----------|------------|
| | MANILA | | CEBU | | SUBIC | | BATAAN | | TAWI-TAWI/ZAMBOANGA | | DAVAO | | BATANGAS | |
| | Now | Cumulative | Now | Cumulative | Now | Cumulative | Now | Cumulative | Now | Cumulative | Now | Cumulative | Now | Cumulative |
| SUBTOTAL | 107 | 66,031 | 0 | 990 | 0 | 1,344 | 0 | 1,301 | 0 | 3,289 | 0 | 98 | 0 | 317 |
| OFWs | 107 | 66,031 | 0 | 990 | 0 | 1,344 | 0 | 1,301 | 0 | 3,289 | 0 | 98 | 0 | 317 |
| Sea-based | 107 | 66,031 | 0 | 990 | 0 | 1,344 | 0 | 1,301 | 0 | 3,289 | 0 | 98 | 0 | 317 |

Sources: 1) OSS Report dated 12 March 2022, 2) BOQ Report No. 662 dated 13 March 2022, 3) BOQ Human Remains Report No. 605 dated 13 March 2022, and 4) OGD BARRM Report dated 22 May 2021.

QUARANTINE

| ROFs IN TREATMENT AND MONITORING FACILITIES | | | | | | | | |
|---|--------------------|------------|----------|------------|-----------|------------|--------|------------|
| No. of QFs | Confirmed Positive | | Admitted | | Recovered | | Deaths | |
| | Now | Cumulative | Now | Cumulative | Now | Cumulative | Now | Cumulative |
| 11 | 16 | 32,134 | 13 | 70 | 2 | 32,034 | 0 | 29 |

Source: 1) BOQ Report No. 662 dated 12 March 2022. (Note: Figures from previous reports may differ due to data verification process.)

**OSS-MROF BALIK PROBINSYA & UWIAN NA PROGRAM
 (May 25, 2020 - February 25, 2022)**

| ROFs ASSISTED THRU THEIR DESTINATION | MODE OF TRANSPORTATION | | | GRAND TOTAL |
|--------------------------------------|------------------------|-------------|-----------------|-------------|
| | Air (NAIA T2) | Land (PITX) | Sea (N. Harbor) | |
| | Cumulative | Cumulative | Cumulative | |
| | 514,120 | 403,217 | 96,092 | 1,013,429 |

Sources: 1) OSS Report as of 12 March 2022, 2) PITX Report (Uwian Na Program) dated 13 March 2022 and "DOTr (Hald Tulang Program) Report dated 14 May 2021. *Data starting from June 2 includes LSI and APQR.
 (Note: Figures from previous reports may differ due to data verification process.)

RETURNING FILIPINOS FROM SABAH

| TOTAL NO. OF RETURNING FILIPINOS FROM SABAH: | | 3,289 |
|--|----------------------|---|
| First Batch | July 5, 2020 | 395 |
| Second Batch | July 29, 2020 | 394 |
| Third Batch | August 13, 2020 | 400 |
| Fourth Batch | August 28, 2020 | 379 |
| Fifth Batch | September 24, 2020 | 400 |
| Sixth Batch | November 12, 2020 | 151 |
| Seventh Batch | December 13-20, 2020 | Failed deportation due to force majeure |
| Eighth Batch | March 7, 2021 | 316 |
| Ninth Batch | April 17, 2021 | 358 |
| Tenth Batch | May 22, 2021 | 496 |

As of June 21, 2021, 4,683 remaining Filipinos are still in Sabah for transfer.

Source: 1) OGD BARRM Report dated 22 May 2021. (Note: Figures from previous reports may differ due to data verification process.)

**OWWA COVID-19 RELATED ASSISTANCE TO OFWs
 (March 2020 - November 2021)**

| | |
|--------------------------|---------|
| Returned to Home Regions | 802,538 |
| OFW Kalinga | 829,067 |

Source: 1) OWWA Monitoring Report dated November 2021.

REMAINS OF DECEASED OFs

| COUNTRY OF ORIGIN | CAUSE OF DEATH | |
|----------------------|----------------|------------|
| | COUNTRY | CUMULATIVE |
| TOTAL | 40 | 6,027 |
| Saudi Arabia | 0 | 798 |
| USA | 0 | 287 |
| United Arab Emirates | 0 | 149 |
| Qatar | 0 | 67 |
| Kuwait | 0 | 51 |
| Others | 40 | 4,675 |

Source: 1) BOQ Human Remains Report No. 603 dated 11 March 2022.
 (Note: Figures from previous reports may differ due to data verification process.)

Prepared by:

MS. SHARMAIN B. TUYAY
 MS. SHARMAIN B. TUYAY
 Technical Support

Reviewed by:

MR. MARVIN T. MANZANO, MDRM
 MR. MARVIN T. MANZANO, MDRM
 Civil Defense Officer III

Approved by:

MS. SUSANA E. QUIAMBAO
 MS. SUSANA E. QUIAMBAO
 Chief, Response and Operational Coordination Division

Republic of the Philippines
Inter-Agency Task Force
FOR THE MANAGEMENT OF EMERGENCY INFECTIOUS DISEASE
NATIONAL TASK FORCE COVID-19
Task Group on Management of Returning Overseas Filipinos

NARRATIVE REPORT
13 March 2022

ACTIONS TAKEN: Management of Returning Overseas Filipinos (MROF)

The Task Group on Management of Returning Overseas Filipinos (TG-MROF) was created by the National Incident Command-National Task Force COVID 19 to solely cater to the medical and social needs of Returning Overseas Filipinos (ROFs). The TG-MROF in coordination with various government agencies, private entities, and other task groups created to respond with the prevailing crisis, regional task units, and local government agencies that are task to facilitate the safe return of the ROFs back to their home provinces.

Members: DND, DOTr, DOLE, DILG, DFA, DOT, DSWD, DOH, OCD, OWWA, BOQ, CAAP, MARINA, PCG, PNP and AFP

ARRIVALS: As of 13 March 2022, a total of 2,388,503 **Returning Overseas Filipinos (ROFs)** arrived at the NAIA Terminals 1, 2, and 3, Clark International Airport, Mactan-Cebu International Airport, Laoag International Airport, South Harbor, Subic, Bataan, Zamboanga, and Batangas Port. Of which, a total of 1,756,922 are **OFWs** (1,052,153 are **land-based** and 704,769 are **sea-based**) and 568,966 are **non-OFWs** including 56,588 **Foreign Nationals**.

A total of 6,027 **deceased ROFs** had arrived in the country from 07 July 2020 – 12 March 2022. Of which, 634 died due to COVID-19.

QUARANTINE: As of 12 March 2022, a total of 32,134 ROFs were confirmed positive with COVID-19. Of which, 70 are admitted at 11 quarantine facilities, 32,034 were able to recover and 29 died.

OSS-MROF BALIK PROBINSYA AND UWIAN NA PROGRAM: As of 09 March 2022, a total of 1,013,429 ROFs were assisted back to their home provinces. Of which, 403,217 were assisted by land, 514,120 by air, and 96,092 by sea


OWWA COVID-19 RELATED ASSISTANCE TO OFWs: From March 2020 to 10 October, 2021, a total of 829,067 OFWs were assisted by OWWA on their "Returned to Home Regions" program and 801,037 OFWs are also assisted through "OFW Kalinga" program.

RETURNING FILIPINOS (REFs) from SABAH: As of 22 May 2021, a total of 3,289 REFs from Sabah had arrived in the country. While as of 21 June 2021, a total of 4,683 remaining Filipinos are still in Sabah for transfer.

Prepared by:


MS. SHARMAIN B. TUYAY
Technical Support

Reviewed by:


MR. MARVIN T. MANZANO
Civil Defense Officer III

Approved by:


MS. SUSANA QUIAMBAO
Chief, Response and Operational Coordination Division