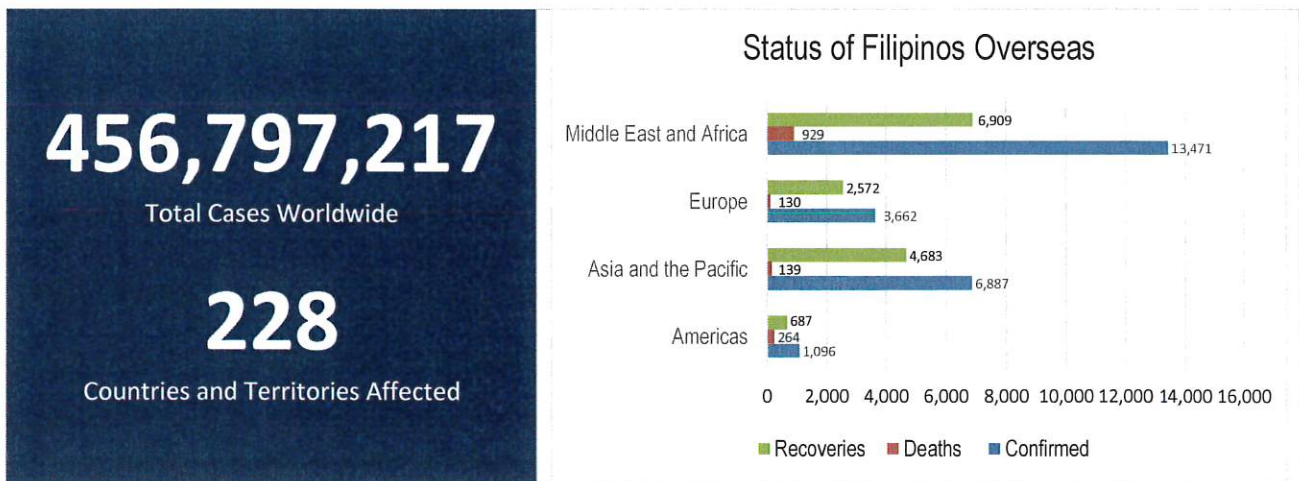




NATIONAL TASK FORCE
CORONAVIRUS DISEASE-2019
SITUATIONAL REPORT NO. 713

Issued on 1200H, 15 March 2022
 Report Coverage: 14 March 2022

GLOBAL SITUATION



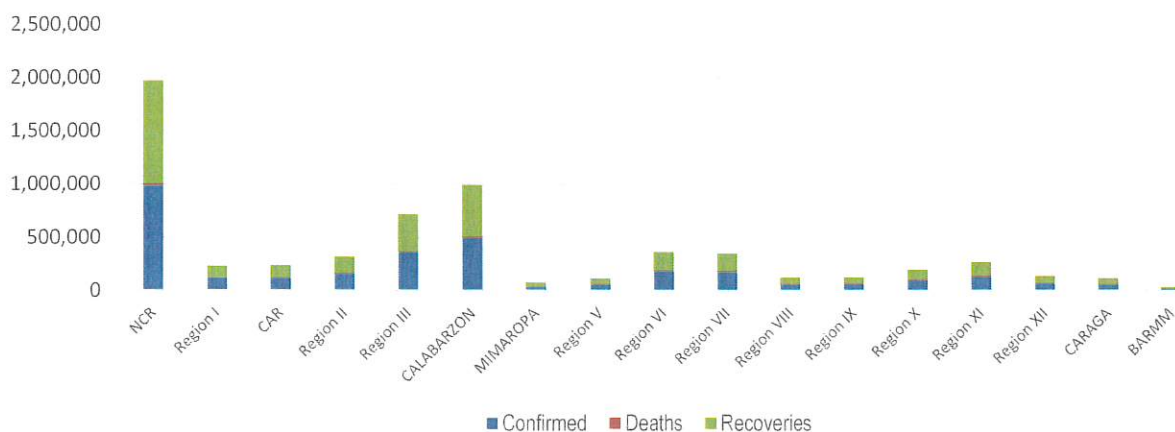
Source: WHO Global Data as of 14 March 2022

PHILIPPINE SITUATION

	TOTAL	NEW	REMARKS
TOTAL CASES	3,671,293	-	
ACTIVE CASES	46,256		1.3% Positivity Rate
DEATHS	57,625	-	1.6% Case Fatality Rate
RECOVERIES	3,567,412	-	97.2% Case Recovery Rate

Source: COVID-19 Tracker (<https://doh.gov.ph/covid19tracker>)

Summary of Cases per Region

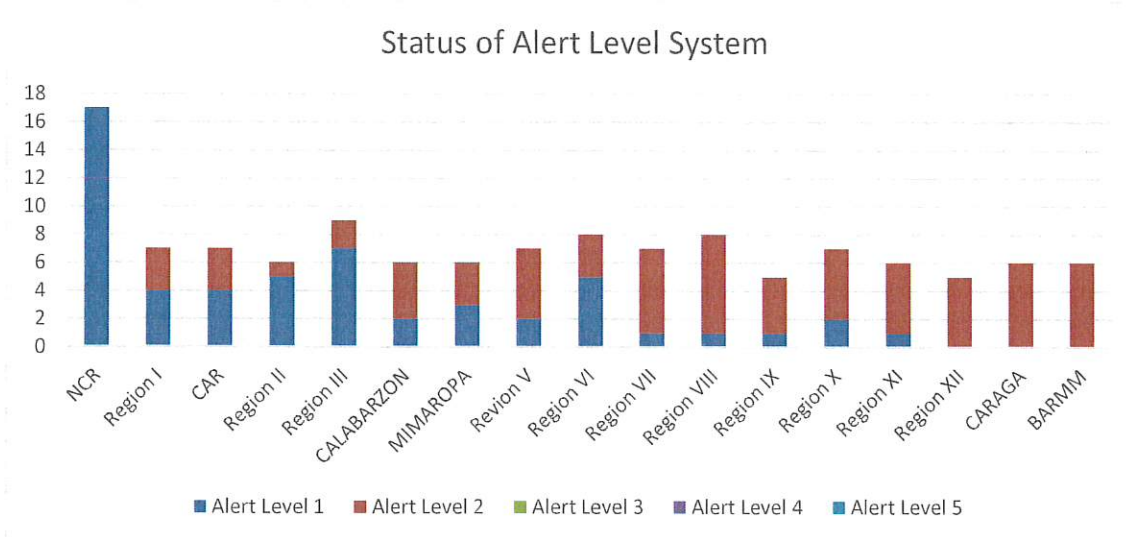


P-D-I-T-R STRATEGY

With reference to the National Action Plan (NAP) for COVID-19, the National Task Force is intensifying efforts to PREVENT the spread of the COVID-19, TEST individuals, and communities, ISOLATE those that are identified to be confirmed cases, TREAT and provide with appropriate health care, and REINTEGRATE them back to the community.

PREVENT

PREVENT enables to change mindsets and behaviors to advocate for shared responsibility in ensuring compliance to minimum public health standards and protocols and address stigma and division in the communities, workplaces, schools. To implement the PREVENT strategy, community quarantine declarations are made in various localities, enforcing stricter regulations and disease preventive measures particular for areas with high cases. The status of the alert level system is summarized as follows:



DETECT

DETECT entails active screening of those presenting with signs and symptoms of COVID-19 in the community as well as other disease surveillance activities. For this purpose, contact tracing teams have been organized and provided with appropriate training. Summary is as follows:



The overall results of contact tracing are summarized as follows:

<h1>1:5</h1> <p>Case: Close Contacts Ratio</p>	<h1>98%</h1> <p>Close Contacts Listed, Traced, and Assessed within 24 hours</p>
--	---

Data as of 05 March 2022

Also, part of DETECT strategy is the enhancement of the COVID-19 testing capacities of the country. For this purpose, testing laboratories are setup and provided with appropriate licensing. The summary is as follows:

331 Licensed RT-PCR and GeneXpert Laboratories	19 Laboratories with Ongoing Licensing Applications
--	---

The overall testing results is summarized as follows:

	TOTAL	NEW
TESTS CONDUCTED	28,545,001	-
UNIQUE INDIVIDUALS TESTED	26,870,188	-
POSITIVITY RATE	14.7%	

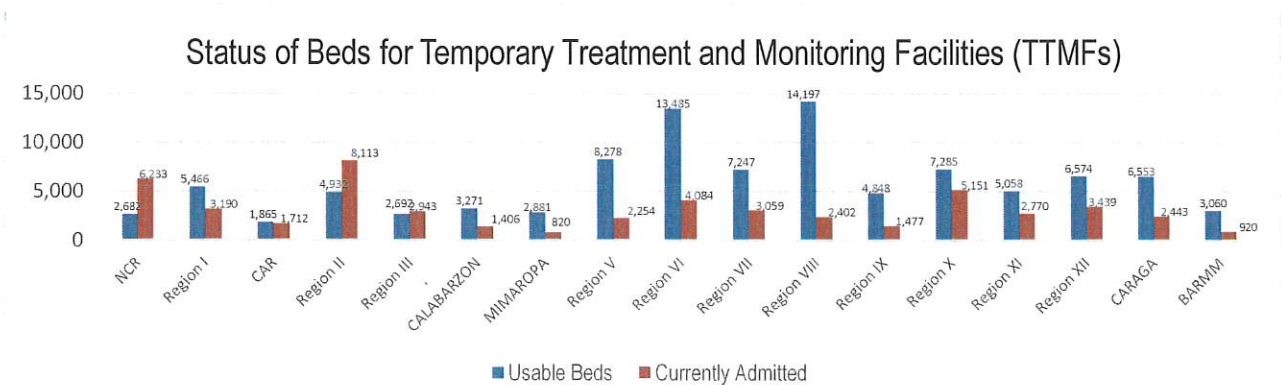
Source: COVID-19 Tracker (<https://doh.gov.ph/covid19tracker>)

To aid in the testing efforts, Mega Swabbing Sites have been established. The outputs of the Mega Swabbing Sites are as follows:

	TOTAL	NEW
ACT MOBILE TEAM	436,674	-
MOA ARENA	411,986	-
NINOY AQUINO STADIUM	455,432	-
PHILIPPINE SPORTS ARENA	624,910	-

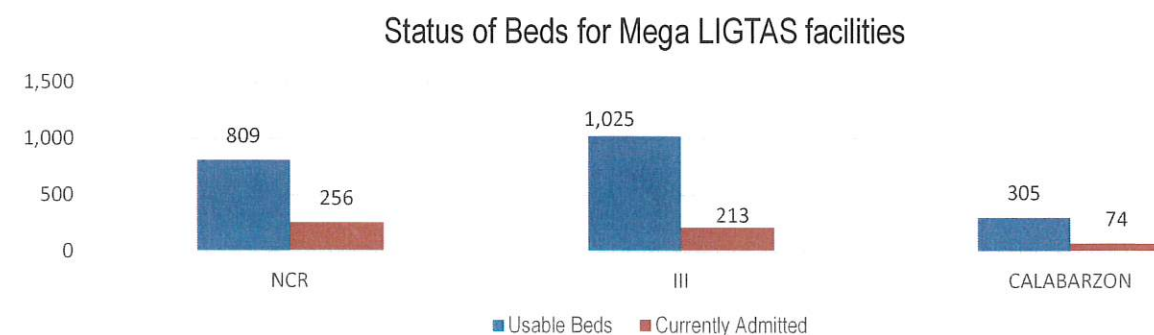
ISOLATE

Isolate involves implementation of measures to separate those identified as exposed and confirmed cases and provide medical interventions to further prevent the spread of the disease. This strategy involves setting up of Temporary Treatment and Monitoring Facilities (TTMFs). The summary of TTMFs established is as follows:



Source: DOH as of 07 September 2021

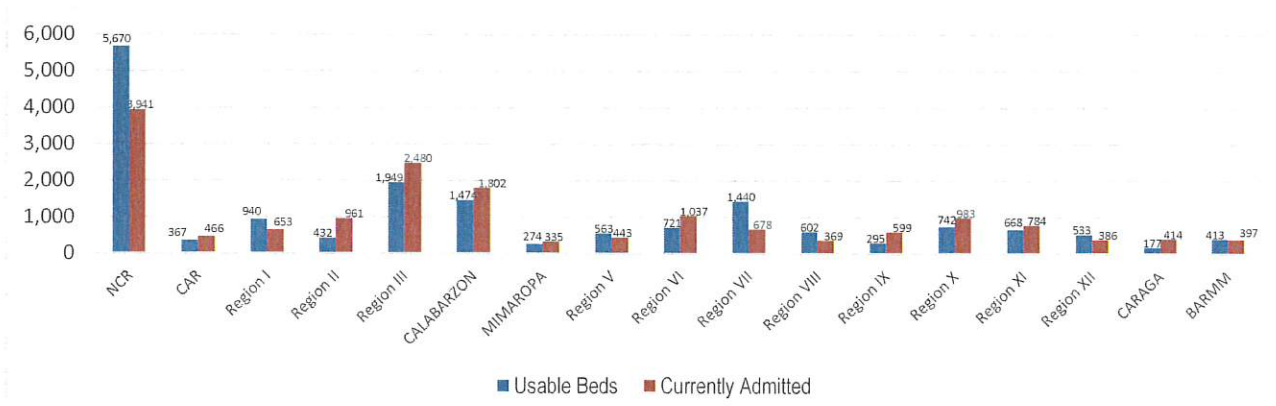
Aside from the TTMFs, Mega LIGTAS facilities have also been established. The summary of occupancies for the Mega LIGTAS facilities is as follows:



Source: DOH as of 15 October 2021

TREAT


For the TREAT strategy, One Hospital Command has been established to facilitate a centralized referral system. Further, wards, isolation, and intensive care units are in operation to provide treatment services for COVID-19 positives. The occupancy rate for all beds dedicated to COVID-19 (Ward, Isolation, Intensive Care) among reporting hospitals is summarized as follows.



Source: DOH as of 07 September 2021

DONATIONS MONITORING

In terms of resources, the following is the summary of total domestic and international donations received by the Philippine government, particularly various medical supplies, monitored by OCD in compliance with the Administrative Order No. 27, s. 2020, signed by the President of the Philippines on 31 March 2020.




MANAGEMENT OF RETURNING OVERSEAS FILIPINOS

Returning Overseas Filipinos are provided with assistance by facilitating their arrival from different points of origin abroad until their return to their respective homes, and attend to their medical and social needs, in order to give them comfort, ensure their safety, and prevent the spread of COVID-19. The following is the summary of ROFs



For the Chairperson, NDRRMC:

for 
UNDERSECRETARY RICARDO B JALAD
 Executive Director, NDRRMC and
 Administrator, OCD

REFERENCES: Reports from
 World Health Organization
 Office of Civil Defense
 Department of Health
 Department of the Interior and Local Government
 Department of Foreign Affairs

ANNEXES:
 Breakdown of Returning Overseas Filipinos
 Breakdown of Resource Management and Logistics

NOTE:
 Other reports are available upon request



Republic of the Philippines
 INTER-AGENCY TASK FORCE
 FOR THE MANAGEMENT OF EMERGING INFECTIOUS DISEASE
 NATIONAL TASK FORCE - COVID-19
TASK GROUP RESOURCE MANAGEMENT AND LOGISTICS



Situation Report
 As of 14 March 2022

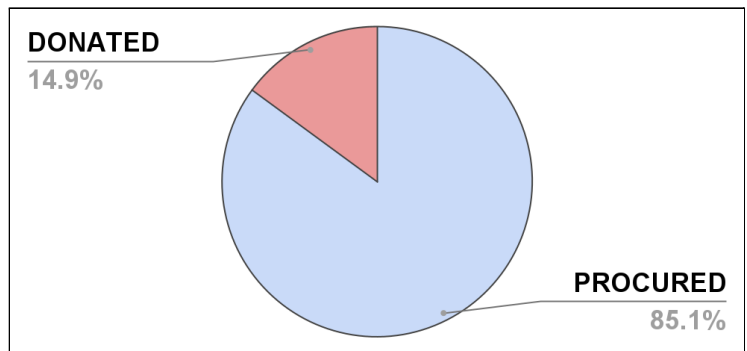
I. DOH-OCD DISTRIBUTION OF SUPPLIES

PARTICULARS	DISPATCHED (PROCURED)	DISPATCHED (DONATED)	DISPATCHED (TOTAL)
Protective Gown	5,509,879	181,635	5,691,514
Protective Suit (Clothing)	5,969,794	213,305	6,183,099
Masks (Surgical)	23,357,079	8,417,576	31,774,655
Head Cover	5,952,274	35,250	5,987,524
Shoe Cover	6,321,149	82,770	6,403,919
Gloves (Surgical)	14,307,812	1,175,900	15,483,712
Goggles	1,050,811	284,498	1,335,309
Masks (N95)	6,224,329	432,025	6,656,354
Masks (KN95)	2,986,742	793,648	3,780,390
Face Shield	4,797,169	460,297	5,257,466
Non-Invasive Ventilator	0	30	30
Alcohol (500ml)	12,608	46,832	59,440

Most distributed medical supply (Procured)	Surgical Mask (23,357,079) pieces
Most distributed medical supply (Donated)	Surgical Mask (8,417,576) pieces
Average Dispatch Percentage (Combined)	96.58%

II. SUMMARY OF PROCURED AND DONATED ITEMS

Total Items Dispatched	114,571,623 individual pieces
Total Procured Items Dispatched	97,467,814 individual pieces
Total Donated Items Dispatched	17,103,809 individual pieces



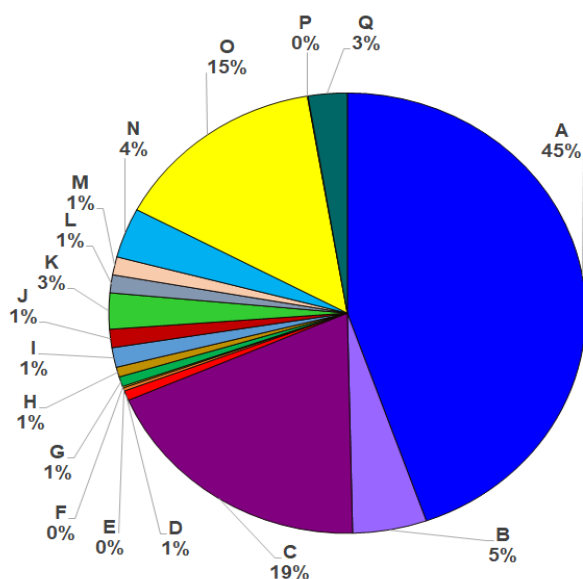
III. STATUS OF PROCURED COVID-19 ANTIGEN KITS

BATCH	TOTAL PROCURED	TOTAL DISPATCHED	BALANCE
BATCH 1 (ABBOTT)	500,000	500,000	0
		100.00%	0.00%
BATCH 2 (SD BIOSENSOR)	50,000	50,000	0
		100.00%	0.00%
BATCH 3 (RAPIGEN)	15,500	15,500	0
		100.00%	0.00%

IV. DONATIONS MONITORING (as of 20 April 2021)

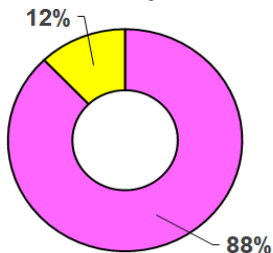
A. Financial Donations Received by OCD

A	AFP	P 16,901,934.27
B	ANONYMOUS	P 1,903,100.00
C	BJMP	P 7,151,337.94
D	DBM	P 273,170.00
E	DENR	P 88,500.00
F	DILG	P 45,000.00
G	DOE	P 273,165.10
H	DOJ	P 273,165.00
I	MALACAÑANG	P 546,330.20
J	MMDA	P 510,000.00
K	NICA	P 1,000,000.00
L	NSC	P 500,000.00
M	OCD	P 499,700.00
N	PHILIPPINE MARINE	P 1,390,350.00
O	PHILIPPINE NAVY	P 5,506,950.00
P	PRIVATE DONATIONS	P 15,000.00
Q	TRANSGLOBAL CONSOLIDATIONS	P 1,000,000.00



DOMESTIC CASH DONATIONS RECEIVED BY OCD
PHP 37,877,702.51

B. Summary of Utilization for Cash Donations (as of 20 April 2021)




Total Cash Donations Received by OCD	Php 37,877,702.51
Cash Donations Utilized	Php 33,279,155.13
Funds Available	Php 4,583,547.38

C. Donations Summary

	DOMESTIC DONATION	INTERNATIONAL DONATION	GRAND TOTAL
MEDICAL SUPPLIES AND EQUIPMENT	8743	561	9304
WATER AND FOOD ITEMS	1990	4	1994
NON-FOOD ITEMS	1404	32	1436
SERVICES	165	6	171
CASH	166	-	166
VARIOUS DONATIONS	137	24	161
OTHERS	37	-	37
VACCINES	12	8	20
RENTALS	3	-	3
Total	12657	635	13292

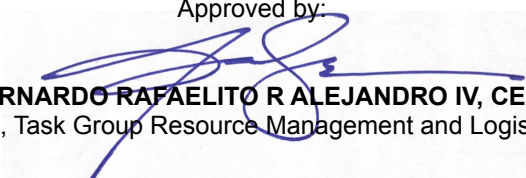
Prepared by:


JOEL G. EUGENIO
 Duty Staff

Reviewed by


JOSE ANGELO A MANGAOANG
 Officer-on-duty

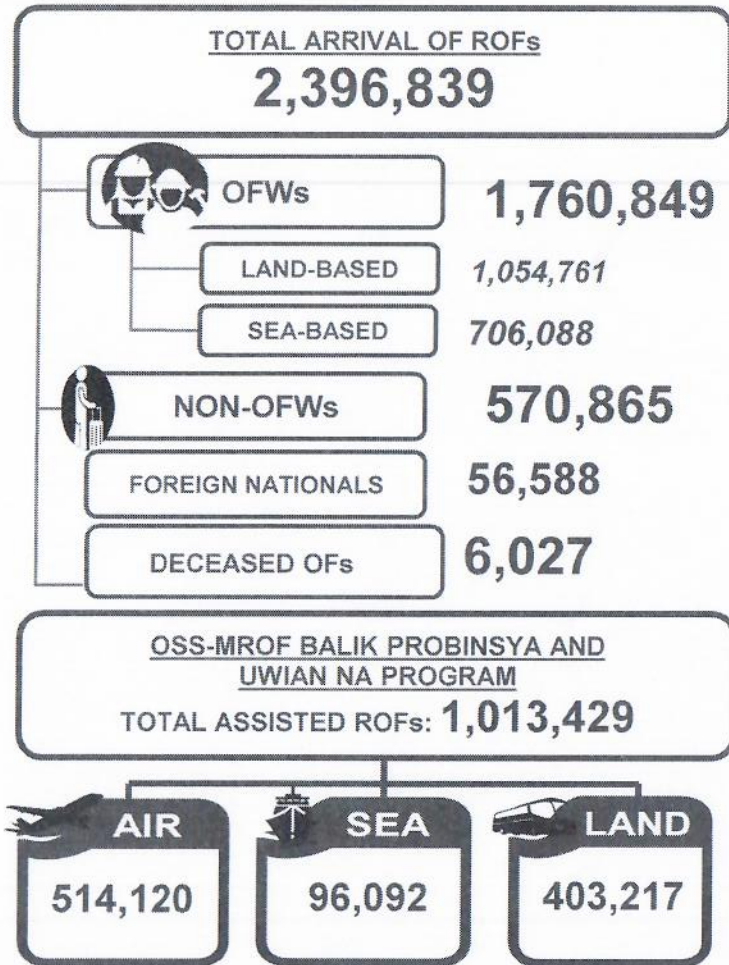
Approved by:


DIRECTOR BERNARDO RAFAELITO R ALEJANDRO IV, CESO IV, MNSA
 Head, Task Group Resource Management and Logistics



Task Group on Management of Returning Overseas Filipinos

Summary Report
 14 March 2022



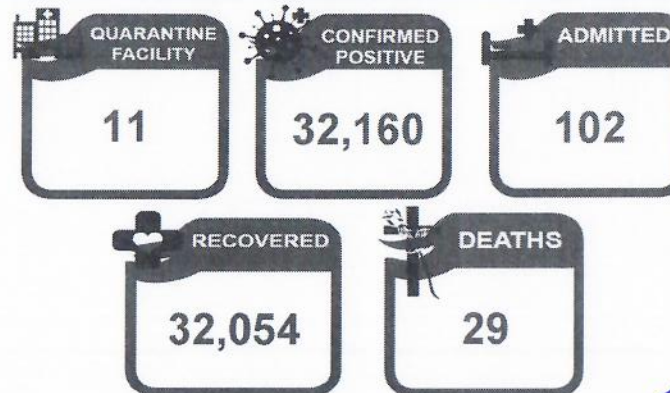
OWWA COVID-19 RELATED ASSISTANCE TO OFWs

RETURNED TO HOME REGIONS : 802,538
 OFW KALINGA : 829,067

TOTAL NO. OF RETURNING FILIPINOS FROM SABAH

3,289

HEALTH STATUS of ROFs





Republic of the Philippines
 INTER-AGENCY TASK FORCE
 FOR THE MANAGEMENT OF EMERGING INFECTIOUS DISEASE
 NATIONAL TASK FORCE AGAINST COVID-19
Task Group on Management of Returning Overseas Filipinos



TG-MROF Daily Operational Report as of 14 March 2022

ARRIVALS

ROFs	TOTAL ARRIVAL ON AIRPORTS: 2,317,442														GRAND TOTAL ARRIVAL OF ROFs		
	NINYO AQUINO INTERNATIONAL AIRPORT						CLARK INTERNATIONAL AIRPORT		MACTAN-CEBU INTERNATIONAL AIRPORT		LAOAG AIRPORT	DAVAO AIRPORT	SUBIC AIRPORT	BOHOL-PANGLAO AIRPORT			
	Terminal 1 (23 April 2020 - 13 March 2022)		Terminal 2 (23 April 2020 - 13 March 2022)		Terminal 3 (08 July 2020 - 13 March 2022)		(05 June 2020 - 13 March 2022)		(28 June 2020 - 13 March 2022)		(18 June - 13 March 2022)	(27 June - 13 March 2022)	(18 June - 13 March 2022)	(Nov. 18 - 13 Mar. 2022)			
	Now	Cumulative	Now	Cumulative	Now	Cumulative	Now	Cumulative	Now	Cumulative	Cumulative	Cumulative	Cumulative	Cumulative			
SUBTOTAL	1,909	572,564	1,830	707,380	3,261	541,546	644	245,233	508	208,264	405	19,023	22,808	219	5,855	2,396,839	
OFWs	1,083	468,601	414	425,115	1,702	381,315	430	216,770	216	159,373	381	14,248	21,511	219	3,952	1,760,849	
Land-based	898	356,369	240	253,717	953	219,004	296	122,226	139	69,573	352	13,330	20,036	154	2,526	1,054,761	
Sea-based	185	112,232	174	171,398	749	162,311	134	94,544	77	89,800	29	918	1,475	11	1,426	706,088	
NON-OFWs	270	92,440	697	264,677	659	138,597	120	25,700	117	43,933	24	4,143	1,297	54	1,863	570,865	
Foreign Nationals	556	11,523	719	17,588	900	21,634	94	2,763	175	4,958	0	632	0	0		59,098	
Deceased OFs	40	6,027														40	6,027

ROFs	TOTAL ARRIVAL ON SEAPORTS: 73,370													
	MANILA		CEBU		SUBIC		BATAAN		TAWI-TAWI/ZAMBOANGA		DAVAO		BATANGAS	
	Now	Cumulative	Now	Cumulative	Now	Cumulative	Now	Cumulative	Now	Cumulative	Now	Cumulative	Now	Cumulative
SUBTOTAL	107	66,031	0	990	0	1,344	0	1,301	0	3,289	0	98	0	317
OFWs	107	66,031	0	990	0	1,344	0	1,301	0	3,289	0	98	0	317
Sea-based	107	66,031	0	990	0	1,344	0	1,301	0	3,289	0	98	0	317

Sources: 1) OSS Report dated 13 March 2022. 2) BOQ Report No. 663 dated 14 March 2022. 3) BOQ Human Remains Report No. 606 dated 14 March 2022. and 4) OCD BARM Report dated 22 May 2021

QUARANTINE

ROFs IN TREATMENT AND MONITORING FACILITIES								
No. of QFs	Confirmed Positive		Admitted		Recovered		Deaths	
	Now	Cumulative	Now	Cumulative	Now	Cumulative	Now	Cumulative
11	26	32,160	32	102	20	32,054	0	29

Source: 1) BOQ Report No. 663 dated 14 March 2022. (Note: Figures from previous reports may differ due to data verification process.)

**OSS-MROF BALIK PROBINSYA & UWIAN NA PROGRAM
 (May 25, 2020 - February 25, 2022)**

ROFs ASSISTED THRU THEIR DESTINATION	MODE OF TRANSPORTATION			GRAND TOTAL
	Air (NAIA T2)	Land (PITX)	Sea (N. Harbor)	
	Cumulative	Cumulative	Cumulative	
	514,120	403,435	96,092	1,013,647

Sources: 1) OSS Report as of 13 March 2022. 2) PITX Report (Uwian Na Program) dated 14 March 2022 and 'DOTr (HatiD Tulog Program) Report dated 14 May 2021. *Data starting from June 2 includes LSI and APOR (Note: Figures from previous reports may differ due to data verification process.)

RETURNING FILIPINOS FROM SABAH

TOTAL NO. OF RETURNING FILIPINOS FROM SABAH:		3,289
First Batch	July 5, 2020	395
Second Batch	July 29, 2020	394
Third Batch	August 13, 2020	400
Fourth Batch	August 28, 2020	379
Fifth Batch	September 24, 2020	400
Sixth Batch	November 12, 2020	151
Seventh Batch	December 13-20, 2020	Failed deportation due to force majeure
Eighth Batch	March 7, 2021	316
Ninth Batch	April 17, 2021	358
Tenth Batch	May 22, 2021	496

As of June 21, 2021, 4,683 remaining Filipinos are still in Sabah for transfer.

Source: 1) OCD BARM Report dated 22 May 2021. (Note: Figures from previous reports may differ due to data verification process.)

**OWWA COVID-19 RELATED ASSISTANCE TO OFWs
 (March 2020 - November 2021)**

Returned to Home Regions	802,538
OFW Kalinga	829,067

Source: 1) OWWA Monitoring Report dated November 2021.

REMAINS OF DECEASED OFs

COUNTRY OF ORIGIN	CAUSE OF DEATH	
	CUMULATIVE	CUMULATIVE
TOTAL	40	6,027
Saudi Arabia	0	798
USA	0	267
United Arab Emirates	0	149
Qatar	0	67
Kuwait	0	51
Others	40	4,675

Source: 1) BOQ Human Remains Report No. 603 dated 11 March 2022. (Note: Figures from previous reports may differ due to data verification process.)

Prepared by:

MS. SHARMAN E. TUYAY
 Technical Support

Reviewed by:

MR. MARVIN T. MANZANO, MDRM
 Civil Defense Officer III

Approved by:

MS. SUSANA E. QUIAMBAO
 Chief, Response and Operational Coordination Division

Republic of the Philippines
Inter-Agency Task Force
FOR THE MANAGEMENT OF EMERGENCY INFECTIOUS DISEASE
NATIONAL TASK FORCE COVID-19
Task Group on Management of Returning Overseas Filipinos

NARRATIVE REPORT
14 March 2022

ACTIONS TAKEN: Management of Returning Overseas Filipinos (MROF)

The Task Group on Management of Returning Overseas Filipinos (TG-MROF) was created by the National Incident Command-National Task Force COVID 19 to solely cater to the medical and social needs of Returning Overseas Filipinos (ROFs). The TG-MROF in coordination with various government agencies, private entities, and other task groups created to respond with the prevailing crisis, regional task units, and local government agencies that are task to facilitate the safe return of the ROFs back to their home provinces.

Members: DND, DOTr, DOLE, DILG, DFA, DOT, DSWD, DOH, OCD, OWWA, BOQ, CAAP, MARINA, PCG, PNP and AFP

ARRIVALS: As of 14 March 2022, a total of 2,396,839 **Returning Overseas Filipinos (ROFs)** arrived at the NAIA Terminals 1, 2, and 3, Clark International Airport, Mactan-Cebu International Airport, Laoag International Airport, South Harbor, Subic, Bataan, Zamboanga, and Batangas Port. Of which, a total of 1,760,849 are **OFWs** (1,054,761 are **land-based** and 706,088 are **sea-based**) and 570,865 are **non-OFWs** including 56,588 **Foreign Nationals**.

A total of 6,027 **deceased ROFs** had arrived in the country from 07 July 2020 – 13 March 2022. Of which, 634 died due to COVID-19.

QUARANTINE: As of 14 March 2022, a total of 32,160 ROFs were confirmed positive with COVID-19. Of which, 102 are admitted at 11 quarantine facilities, 32,054 were able to recover and 29 died.

OSS-MROF BALIK PROBINSYA AND UWIAN NA PROGRAM: As of 14 March 2022, a total of 1,013,647 ROFs were assisted back to their home provinces. Of which, 403,435 were assisted by land, 514,120 by air, and 96,092 by sea

OWWA COVID-19 RELATED ASSISTANCE TO OFWs: From March 2020 to 10 October, 2021, a total of 829,067 OFWs were assisted by OWWA on their "Returned to Home Regions" program and 801,037 OFWs are also assisted through "OFW Kalinga" program.

RETURNING FILIPINOS (REFs) from SABAH: As of 22 May 2021, a total of 3,289 REFs from Sabah had arrived in the country. While as of 21 June 2021, a total of 4,683 remaining Filipinos are still in Sabah for transfer.


Prepared by:


MS. SHARMAIN B. TUYAY
Technical Support

Reviewed by:


MR. MARVIN T. MANZANO
Civil Defense Officer III

Approved by:


MS. SUSANA QUIAMBAO
Chief, Response and Operational Coordination Division



Republic of the Philippines
 INTER-AGENCY TASK FORCE
 FOR THE MANAGEMENT OF EMERGING INFECTIOUS DISEASE
 NATIONAL TASK FORCE AGAINST COVID-19
Task Group on Management of Returning Overseas Filipinos



TG-MROF Daily Operational Report as of 14 March 2022

ARRIVALS

ROFs	TOTAL ARRIVAL ON AIRPORTS: 2,317,442														GRAND TOTAL ARRIVAL OF ROFs		
	NINYO AQUINO INTERNATIONAL AIRPORT						CLARK INTERNATIONAL AIRPORT		MACTAN-CEBU INTERNATIONAL AIRPORT		LAOAG AIRPORT	DAVAO AIRPORT	SUBIC AIRPORT	BOHOL-PANGLAO AIRPORT			
	Terminal 1 (23 April 2020 - 13 March 2022)		Terminal 2 (23 April 2020 - 13 March 2022)		Terminal 3 (08 July 2020 - 13 March 2022)		(05 June 2020 - 13 March 2022)		(28 June 2020 - 13 March 2022)		(18 June - 13 March 2022)	(27 June - 13 March 2022)	(18 June - 13 March 2022)	(Nov. 18 - 13 Mar. 2022)			
	Now	Cumulative	Now	Cumulative	Now	Cumulative	Now	Cumulative	Now	Cumulative	Cumulative	Cumulative	Cumulative	Cumulative			
SUBTOTAL	1,909	572,564	1,830	707,380	3,261	541,546	644	245,233	508	208,264	405	19,023	22,808	219	5,855	2,396,839	
OFWs	1,083	468,601	414	425,115	1,702	381,315	430	216,770	216	159,373	381	14,248	21,511	219	3,952	1,760,849	
Land-based	898	356,369	240	253,717	953	219,004	296	122,226	139	69,573	352	13,330	20,036	154	2,526	1,054,761	
Sea-based	185	112,232	174	171,398	749	162,311	134	94,544	77	89,800	29	918	1,475	11	1,426	706,088	
NON-OFWs	270	92,440	697	264,677	659	138,597	120	25,700	117	43,933	24	4,143	1,297	54	1,863	570,865	
Foreign Nationals	556	11,523	719	17,588	900	21,634	94	2,763	175	4,958	0	632	0	0		59,098	
Deceased OFs	40	6,027														40	6,027

ROFs	TOTAL ARRIVAL ON SEAPORTS: 73,370													
	MANILA		CEBU		SUBIC		BATAAN		TAWI-TAWI/ZAMBOANGA		DAVAO		BATANGAS	
	Now	Cumulative	Now	Cumulative	Now	Cumulative	Now	Cumulative	Now	Cumulative	Now	Cumulative	Now	Cumulative
SUBTOTAL	107	66,031	0	990	0	1,344	0	1,301	0	3,289	0	98	0	317
OFWs	107	66,031	0	990	0	1,344	0	1,301	0	3,289	0	98	0	317
Sea-based	107	66,031	0	990	0	1,344	0	1,301	0	3,289	0	98	0	317

Sources: 1) OSS Report dated 13 March 2022. 2) BOQ Report No. 663 dated 14 March 2022. 3) BOQ Human Remains Report No. 606 dated 14 March 2022. and 4) OCD BARM Report dated 22 May 2021

QUARANTINE

ROFs IN TREATMENT AND MONITORING FACILITIES								
No. of QFs	Confirmed Positive		Admitted		Recovered		Deaths	
	Now	Cumulative	Now	Cumulative	Now	Cumulative	Now	Cumulative
11	26	32,160	32	102	20	32,054	0	29

Source: 1) BOQ Report No. 663 dated 14 March 2022. (Note: Figures from previous reports may differ due to data verification process.)

**OSS-MROF BALIK PROBINSYA & UWIAN NA PROGRAM
 (May 25, 2020 - February 25, 2022)**

ROFs ASSISTED THRU THEIR DESTINATION	MODE OF TRANSPORTATION			GRAND TOTAL
	Air (NAIA T2)	Land (PITX)	Sea (N. Harbor)	
	Cumulative	Cumulative	Cumulative	
	514,120	403,435	96,092	1,013,647

Sources: 1) OSS Report as of 13 March 2022. 2) PITX Report (Uwian Na Program) dated 14 March 2022 and 'DOTr (HatiD Tulog Program) Report dated 14 May 2021. *Data starting from June 2 includes LSI and APOR (Note: Figures from previous reports may differ due to data verification process.)

RETURNING FILIPINOS FROM SABAH

TOTAL NO. OF RETURNING FILIPINOS FROM SABAH:		3,289
First Batch	July 5, 2020	395
Second Batch	July 29, 2020	394
Third Batch	August 13, 2020	400
Fourth Batch	August 28, 2020	379
Fifth Batch	September 24, 2020	400
Sixth Batch	November 12, 2020	151
Seventh Batch	December 13-20, 2020	Failed deportation due to force majeure
Eighth Batch	March 7, 2021	316
Ninth Batch	April 17, 2021	358
Tenth Batch	May 22, 2021	496

As of June 21, 2021, 4,683 remaining Filipinos are still in Sabah for transfer.

Source: 1) OCD BARM Report dated 22 May 2021. (Note: Figures from previous reports may differ due to data verification process.)

**OWWA COVID-19 RELATED ASSISTANCE TO OFWs
 (March 2020 - November 2021)**

Returned to Home Regions	802,538
OFW Kalinga	829,067

Source: 1) OWWA Monitoring Report dated November 2021.

REMAINS OF DECEASED OFs

COUNTRY OF ORIGIN	CAUSE OF DEATH	
	NOW	CUMULATIVE
TOTAL	40	6,027
Saudi Arabia	0	798
USA	0	267
United Arab Emirates	0	149
Qatar	0	67
Kuwait	0	51
Others	40	4,675

Source: 1) BOQ Human Remains Report No. 603 dated 11 March 2022. (Note: Figures from previous reports may differ due to data verification process.)

Prepared by:

MS. SHARMAN E. TUYAY
 Technical Support

Reviewed by:

MR. MARVIN T. MANZANO, MDRM
 Civil Defense Officer III

Approved by:

MS. SUSANA E. QUIAMBAO
 Chief, Response and Operational Coordination Division