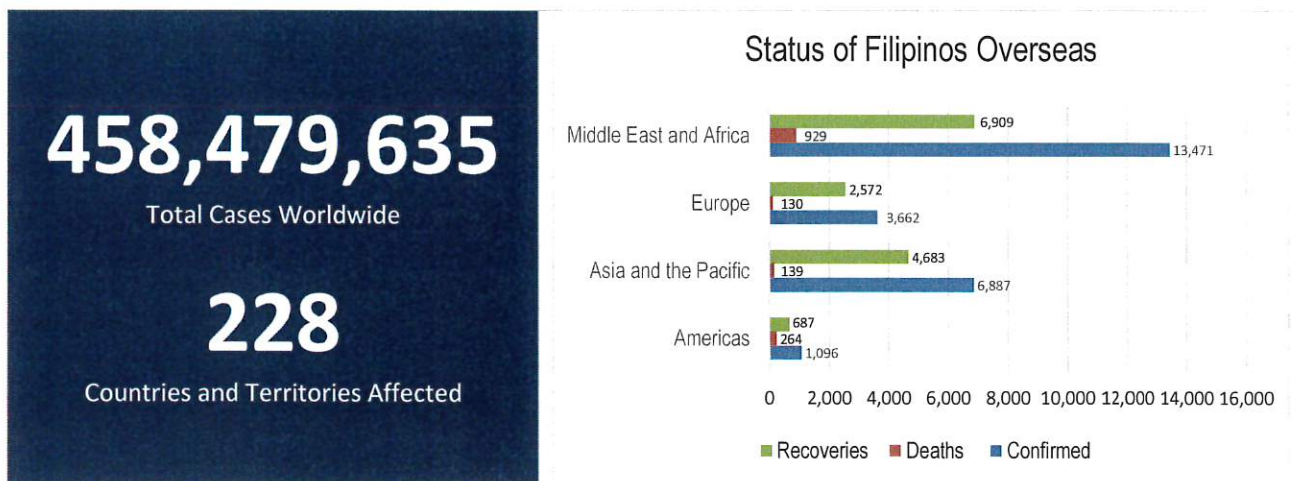




NATIONAL TASK FORCE  
**CORONAVIRUS DISEASE-2019**  
**SITUATIONAL REPORT NO. 714**

Issued on 1200H, 15 March 2022  
 Report Coverage: 14 March 2022

**GLOBAL SITUATION**



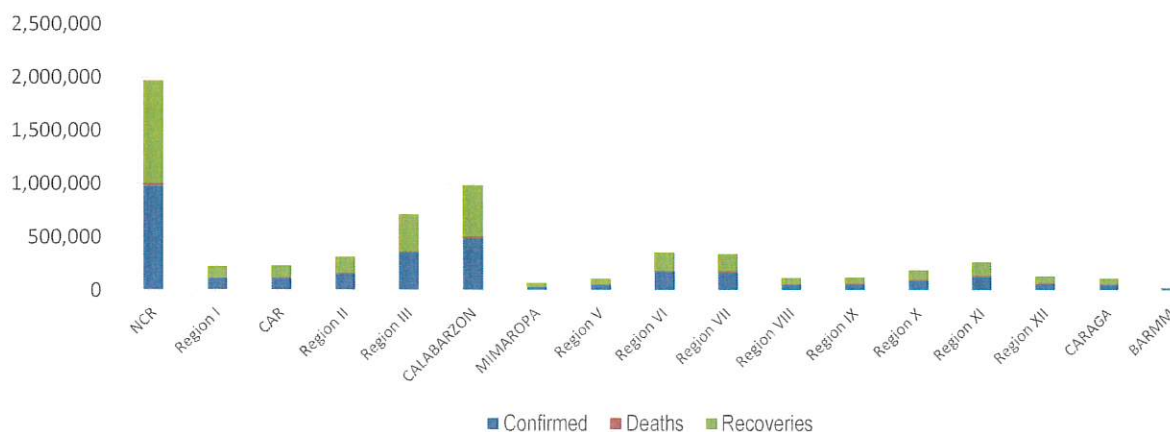
Source: WHO Global Data as of 15 March 2022

**PHILIPPINE SITUATION**

	TOTAL	NEW	REMARKS
<b>TOTAL CASES</b>	<b>3,671,293</b>	-	
<b>ACTIVE CASES</b>	<b>46,256</b>		<b>1.3%</b> Positivity Rate
<b>DEATHS</b>	<b>57,625</b>	-	<b>1.6%</b> Case Fatality Rate
<b>RECOVERIES</b>	<b>3,567,412</b>	-	<b>97.2%</b> Case Recovery Rate

Source: COVID-19 Tracker (<https://doh.gov.ph/covid19tracker>)

**Summary of Cases per Region**



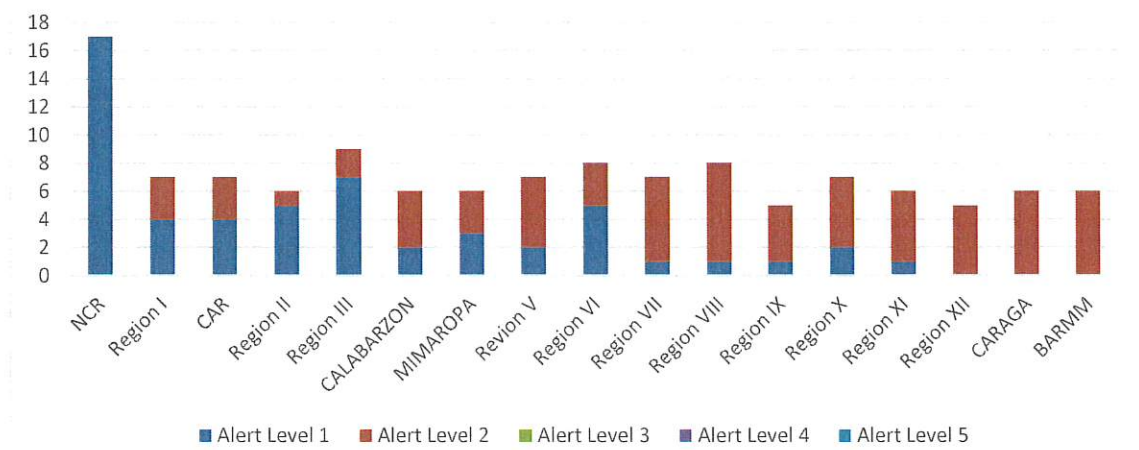
# P-D-I-T-R STRATEGY

With reference to the National Action Plan (NAP) for COVID-19, the National Task Force is intensifying efforts to PREVENT the spread of the COVID-19, TEST individuals, and communities, ISOLATE those that are identified to be confirmed cases, TREAT and provide with appropriate health care, and REINTEGRATE them back to the community.

## PREVENT

PREVENT enables to change mindsets and behaviors to advocate for shared responsibility in ensuring compliance to minimum public health standards and protocols and address stigma and division in the communities, workplaces, schools. To implement the PREVENT strategy, community quarantine declarations are made in various localities, enforcing stricter regulations and disease preventive measures particular for areas with high cases. The status of the alert level system is summarized as follows:

Status of Alert Level System



## DETECT

DETECT entails active screening of those presenting with signs and symptoms of COVID-19 in the community as well as other disease surveillance activities. For this purpose, contact tracing teams have been organized and provided with appropriate training. Summary is as follows:



The overall results of contact tracing are summarized as follows:

<h1 style="font-size: 48px; margin: 0;">1:5</h1> <p style="font-size: 16px; margin: 5px 0 0 0;">Case: Close Contacts Ratio</p>	<h1 style="font-size: 48px; margin: 0;">98%</h1> <p style="font-size: 16px; margin: 5px 0 0 0;">Close Contacts Listed, Traced, and Assessed within 24 hours</p>
--	---

Data as of 05 March 2022

Also, part of DETECT strategy is the enhancement of the COVID-19 testing capacities of the country. For this purpose, testing laboratories are setup and provided with appropriate licensing. The summary is as follows:

<b>331</b> Licensed RT-PCR and GeneXpert Laboratories	<b>19</b> Laboratories with Ongoing Licensing Applications
--	---

The overall testing results is summarized as follows:

	TOTAL	NEW
TESTS CONDUCTED	28,545,001	-
UNIQUE INDIVIDUALS TESTED	26,870,188	-
POSITIVITY RATE	14.7%	

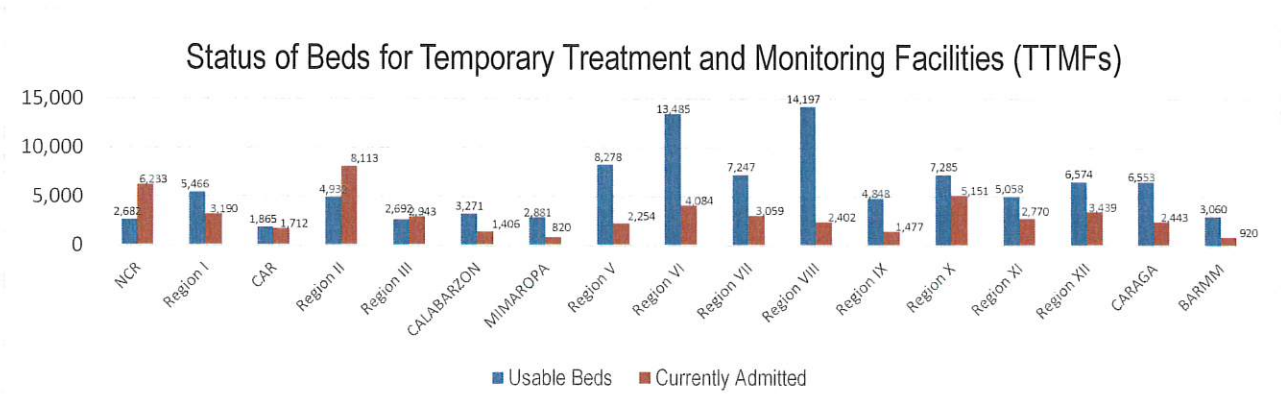
Source: COVID-19 Tracker (<https://doh.gov.ph/covid19tracker>)

To aid in the testing efforts, Mega Swabbing Sites have been established. The outputs of the Mega Swabbing Sites are as follows:

	TOTAL	NEW
ACT MOBILE TEAM	436,674	-
MOA ARENA	411,986	-
NINOY AQUINO STADIUM	455,432	-
PHILIPPINE SPORTS ARENA	624,910	-

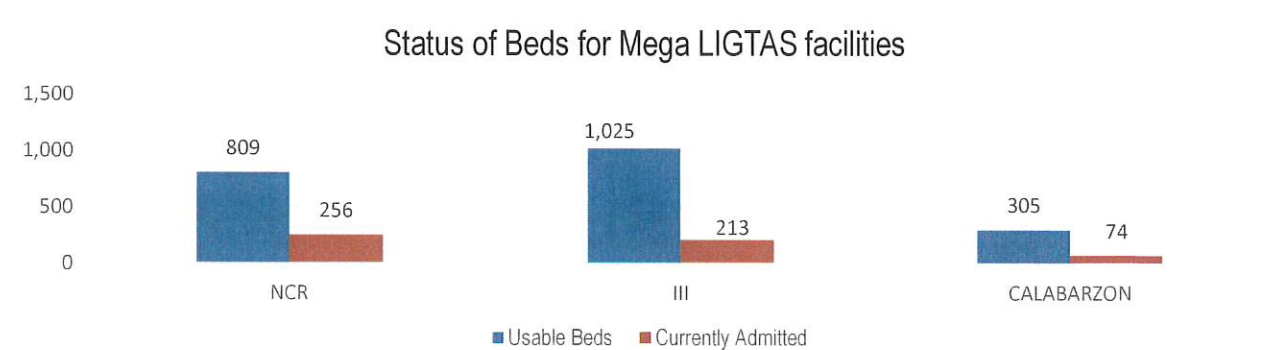
## ISOLATE

Isolate involves implementation of measures to separate those identified as exposed and confirmed cases and provide medical interventions to further prevent the spread of the disease. This strategy involves setting up of Temporary Treatment and Monitoring Facilities (TTMFs). The summary of TTMFs established is as follows:



Source: DOH as of 07 September 2021

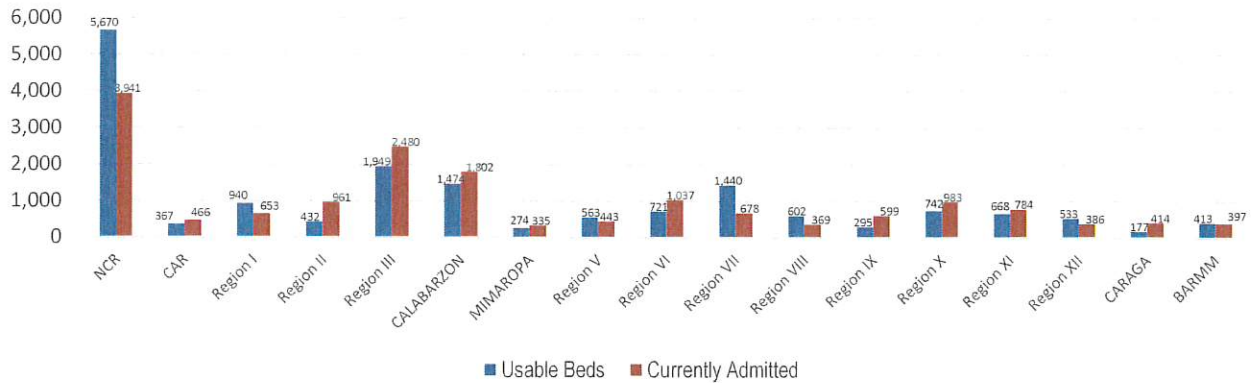
Aside from the TTMFs, Mega LIGTAS facilities have also been established. The summary of occupancies for the Mega LIGTAS facilities is as follows:



Source: DOH as of 15 October 2021

# TREAT

For the TREAT strategy, One Hospital Command has been established to facilitate a centralized referral system. Further, wards, isolation, and intensive care units are in operation to provide treatment services for COVID-19 positives. The occupancy rate for all beds dedicated to COVID-19 (Ward, Isolation, Intensive Care) among reporting hospitals is summarized as follows.



Source: DOH as of 07 September 2021

## DONATIONS MONITORING

In terms of resources, the following is the summary of total domestic and international donations received by the Philippine government, particularly various medical supplies, monitored by OCD in compliance with the Administrative Order No. 27, s. 2020, signed by the President of the Philippines on 31 March 2020.




## MANAGEMENT OF RETURNING OVERSEAS FILIPINOS

Returning Overseas Filipinos are provided with assistance by facilitating their arrival from different points of origin abroad until their return to their respective homes, and attend to their medical and social needs, in order to give them comfort, ensure their safety, and prevent the spread of COVID-19. The following is the summary of ROFs



For the Chairperson, NDRRMC:

  
**UNDERSECRETARY RICARDO B JALAD**  
 Executive Director, NDRRMC and  
 Administrator, OCD

**REFERENCES:** Reports from  
 World Health Organization  
 Office of Civil Defense  
 Department of Health  
 Department of the Interior and Local Government  
 Department of Foreign Affairs

**ANNEXES:**  
 Breakdown of Returning Overseas Filipinos  
 Breakdown of Resource Management and Logistics

**NOTE:**  
 Other reports are available upon request



Republic of the Philippines  
**INTER-AGENCY TASK FORCE**  
**FOR THE MANAGEMENT OF EMERGING INFECTIOUS DISEASE**  
**NATIONAL TASK FORCE - COVID-19**  
**TASK GROUP RESOURCE MANAGEMENT AND LOGISTICS**



**Situation Report**  
**As of 15 March 2022**

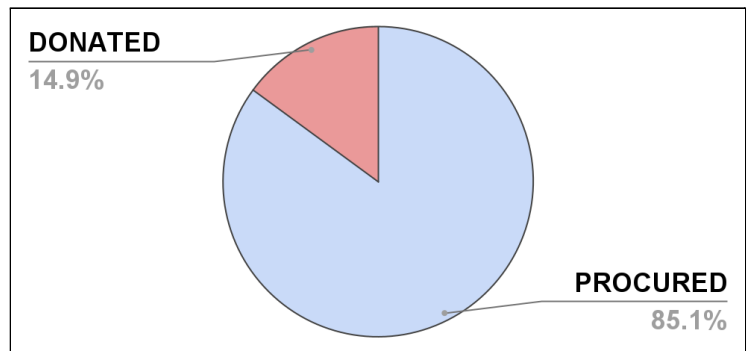
**I. DOH-OCD DISTRIBUTION OF SUPPLIES**

PARTICULARS	DISPATCHED (PROCURED)	DISPATCHED (DONATED)	DISPATCHED (TOTAL)
Protective Gown	5,509,879	181,635	5,691,514
Protective Suit (Clothing)	5,969,794	213,305	6,183,099
Masks (Surgical)	23,357,079	8,417,576	31,774,655
Head Cover	5,952,274	35,250	5,987,524
Shoe Cover	6,321,149	82,770	6,403,919
Gloves (Surgical)	14,307,812	1,175,900	15,483,712
Goggles	1,050,811	284,498	1,335,309
Masks (N95)	6,224,329	432,025	6,656,354
Masks (KN95)	2,986,742	793,648	3,780,390
Face Shield	4,797,169	460,297	5,257,466
Non-Invasive Ventilator	0	30	30
Alcohol (500ml)	12,608	46,832	59,440

<b>Most distributed medical supply (Procured)</b>	<b>Surgical Mask (23,357,079) pieces</b>
<b>Most distributed medical supply (Donated)</b>	<b>Surgical Mask (8,417,576) pieces</b>
<b>Average Dispatch Percentage (Combined)</b>	<b>96.58%</b>

**II. SUMMARY OF PROCURED AND DONATED ITEMS**

<b>Total Items Dispatched</b>	<b>114,571,623 individual pieces</b>
<b>Total Procured Items Dispatched</b>	<b>97,467,814 individual pieces</b>
<b>Total Donated Items Dispatched</b>	<b>17,103,809 individual pieces</b>



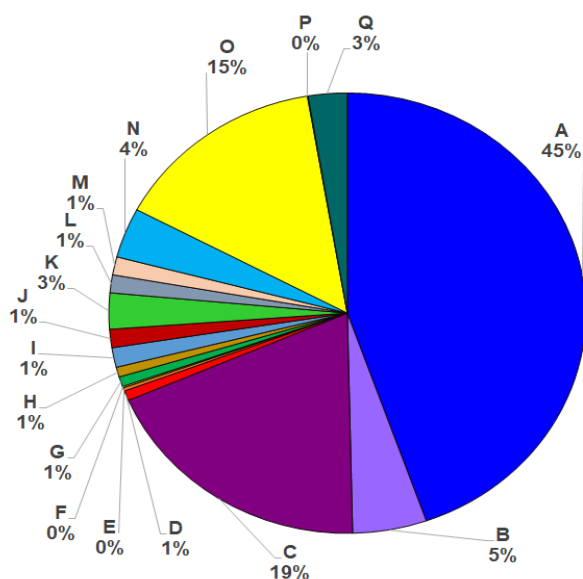
**III. STATUS OF PROCURED COVID-19 ANTIGEN KITS**

BATCH	TOTAL PROCURED	TOTAL DISPATCHED	BALANCE
BATCH 1 (ABBOTT)	500,000	500,000	0
		100.00%	0.00%
BATCH 2 (SD BIOSENSOR)	50,000	50,000	0
		100.00%	0.00%
BATCH 3 (RAPIGEN)	15,500	15,500	0
		100.00%	0.00%

IV. DONATIONS MONITORING (as of 20 April 2021)

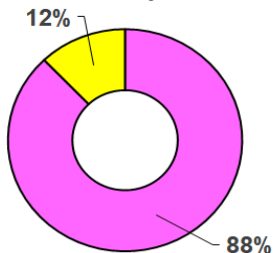
A. Financial Donations Received by OCD

A	AFP	P 16,901,934.27
B	ANONYMOUS	P 1,903,100.00
C	BJMP	P 7,151,337.94
D	DBM	P 273,170.00
E	DENR	P 88,500.00
F	DILG	P 45,000.00
G	DOE	P 273,165.10
H	DOJ	P 273,165.00
I	MALACAÑANG	P 546,330.20
J	MMDA	P 510,000.00
K	NICA	P 1,000,000.00
L	NSC	P 500,000.00
M	OCD	P 499,700.00
N	PHILIPPINE MARINE	P 1,390,350.00
O	PHILIPPINE NAVY	P 5,506,950.00
P	PRIVATE DONATIONS	P 15,000.00
Q	TRANSGLOBAL CONSOLIDATIONS	P 1,000,000.00



<b>DOMESTIC CASH DONATIONS RECEIVED BY OCD</b>
<b>PHP 37,877,702.51</b>

B. Summary of Utilization for Cash Donations (as of 20 April 2021)




Total Cash Donations Received by OCD	Php 37,877,702.51
Cash Donations Utilized	Php 33,279,155.13
Funds Available	Php 4,583,547.38

C. Donations Summary

	DOMESTIC DONATION	INTERNATIONAL DONATION	GRAND TOTAL
MEDICAL SUPPLIES AND EQUIPMENT	8743	561	9304
WATER AND FOOD ITEMS	1990	4	1994
NON-FOOD ITEMS	1404	32	1436
SERVICES	165	6	171
CASH	166	-	166
VARIOUS DONATIONS	137	24	161
OTHERS	37	-	37
VACCINES	12	8	20
RENTALS	3	-	3
<b>Total</b>	<b>12657</b>	<b>635</b>	<b>13292</b>

Prepared by:

  
**GERRY JONES M BASILIO**  
 Duty Staff

Reviewed by

  
**JOSE ANGELO A MANGAOANG**  
 Officer-on-duty

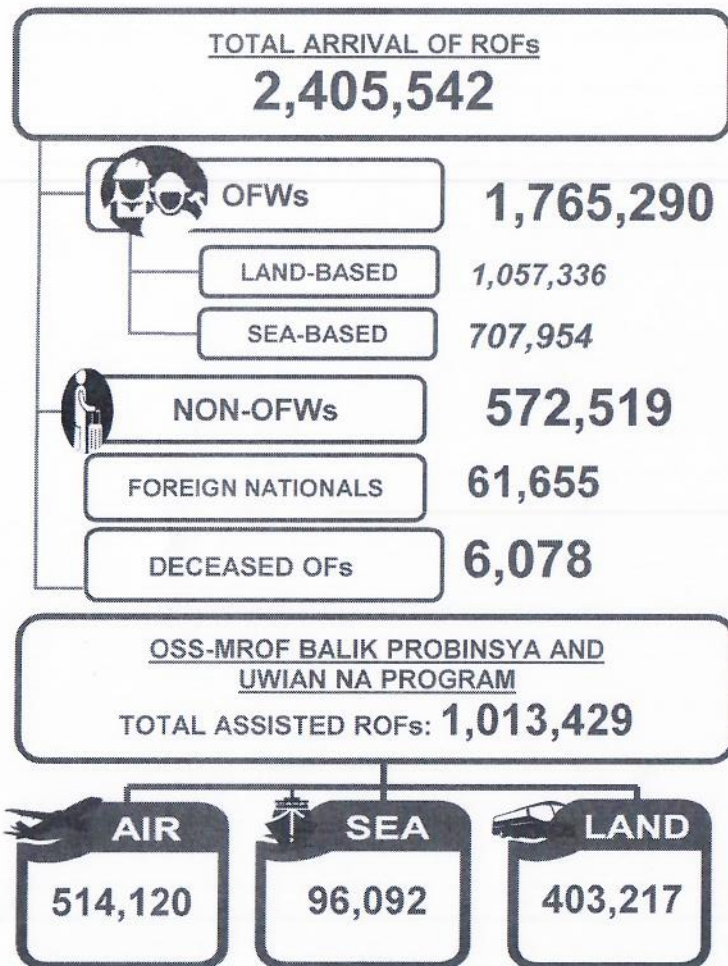
Approved by:

  
**DIRECTOR BERNARDO RAFAELITO R ALEJANDRO IV, CESO IV, MNSA**  
 Head, Task Group Resource Management and Logistics



### Task Group on Management of Returning Overseas Filipinos

Summary Report  
 15 March 2022



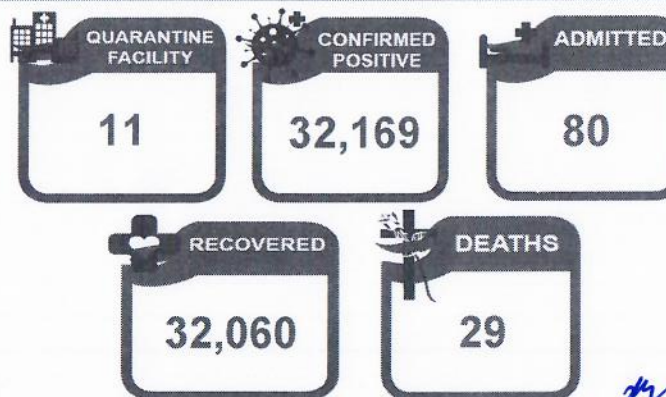
**OWWA COVID-19 RELATED ASSISTANCE TO OFWs**

RETURNED TO HOME REGIONS : 802,538  
 OFW KALINGA : 829,067

**TOTAL NO. OF RETURNING FILIPINOS FROM SABAH**

**3,289**

**HEALTH STATUS of ROFs**





Republic of the Philippines  
 INTER-AGENCY TASK FORCE  
 FOR THE MANAGEMENT OF EMERGING INFECTIOUS DISEASE  
 NATIONAL TASK FORCE AGAINST COVID-19  
**Task Group on Management of Returning Overseas Filipinos**



**TG-MROF Daily Operational Report as of 15 March 2022**

**ARRIVALS**

ROFs	TOTAL ARRIVAL ON AIRPORTS: 2,325,894														GRAND TOTAL ARRIVAL OF ROFs	
	NINYO AQUINO INTERNATIONAL AIRPORT						CLARK INTERNATIONAL AIRPORT		MACTAN-CEBU INTERNATIONAL AIRPORT		LAOAG AIRPORT	DAVAO AIRPORT	SUBIC AIRPORT	BOHOL-PANGLAO AIRPORT		
	Terminal 1		Terminal 2		Terminal 3											
	(23 April 2020 - 14 March 2022)		(23 April 2020 - 14 March 2022)		(08 July 2020 - 14 March 2022)		(05 June 2020 - 14 March 2022)		(28 June 2020 - 14 March 2022)		(18 June - 14 March 2022)	(27 June - 14 March 2022)	(18 June - 14 March 2022)	(Nov. 18 - 14 Mar. 2022)		
	Now	Cumulative	Now	Cumulative	Now	Cumulative	Now	Cumulative	Now	Cumulative	Cumulative	Cumulative	Cumulative	Cumulative	Now	Cumulative
<b>SUBTOTAL</b>	<b>2,170</b>	<b>574,734</b>	<b>2,151</b>	<b>709,531</b>	<b>3,138</b>	<b>544,684</b>	<b>604</b>	<b>245,837</b>	<b>389</b>	<b>208,653</b>	<b>405</b>	<b>19,023</b>	<b>22,808</b>	<b>219</b>	<b>6,135</b>	<b>2,405,542</b>
OFWs	1,471	470,072	523	425,638	1,585	382,900	459	217,229	203	159,576	381	14,248	21,511	219	4,441	1,765,290
Land-based	1,187	357,556	208	253,925	759	219,763	315	122,541	106	69,679	352	13,330	20,036	154	2,575	1,057,336
Sea-based	284	112,516	315	171,713	826	163,137	144	94,688	97	89,897	29	918	1,475	11	1,866	707,954
NON-OFWs	254	92,694	832	265,509	424	139,021	87	25,787	57	43,990	24	4,143	1,297	54	1,654	572,519
Foreign Nationals	445	11,968	796	18,384	1,129	22,763	58	2,821	129	5,087	0	632	0	0		61,655
Deceased OFs	40	6,078													40	6,078

ROFs	TOTAL ARRIVAL ON SEAPORTS: 73,570													
	MANILA		CEBU		SUBIC		BATAAN		TAWI-TAWI/ZAMBOANGA		DAVAO		BATANGAS	
	Now	Cumulative	Now	Cumulative	Now	Cumulative	Now	Cumulative	Now	Cumulative	Now	Cumulative	Now	Cumulative
<b>SUBTOTAL</b>	<b>200</b>	<b>66,231</b>	<b>0</b>	<b>990</b>	<b>0</b>	<b>1,344</b>	<b>0</b>	<b>1,301</b>	<b>0</b>	<b>3,289</b>	<b>0</b>	<b>98</b>	<b>0</b>	<b>317</b>
OFWs	200	66,231	0	990	0	1,344	0	1,301	0	3,289	0	98	0	317
Sea-based	200	66,231	0	990	0	1,344	0	1,301	0	3,289	0	98	0	317

Sources: 1) OSS Report dated 14 March 2022, 2) BOQ Report No. 664 dated 15 March 2022, 3) BOQ Human Remains Report No. 607 dated 15 March 2022, and 4) OCD BARM Report dated 22 May 2021.

**QUARANTINE**

ROFs IN TREATMENT AND MONITORING FACILITIES								
No. of QFs	Confirmed Positive		Admitted		Recovered		Deaths	
	Now	Cumulative	Now	Cumulative	Now	Cumulative	Now	Cumulative
11	9	32,169	0	80	6	32,060	0	29

Source: 1) BOQ Report No. 664 dated 15 March 2022. (Note: Figures from previous reports may differ due to data verification process.)

**OSS-MROF BALIK PROBINSYA & UWIAN NA PROGRAM (May 25, 2020 - February 25, 2022)**

ROFs ASSISTED THRU THEIR DESTINATION	MODE OF TRANSPORTATION			GRAND TOTAL
	Air (NAIA T2)	Land (PITX)	Sea (N. Harbor)	
	Cumulative	Cumulative	Cumulative	
	514,120	403,700	96,092	1,013,912

Sources: 1) OSS Report as of 14 March 2022, 2) PITX Report (Uwian Na Program) dated 15 March 2022 and "DOTr (Hatiid Tulang Program) Report dated 14 May 2021. \*Data starting from June 2 includes LSI and APDR (Note: Figures from previous reports may differ due to data verification process.)

**RETURNING FILIPINOS FROM SABAH**

TOTAL NO. OF RETURNING FILIPINOS FROM SABAH:		3,289
First Batch	July 5, 2020	395
Second Batch	July 29, 2020	394
Third Batch	August 13, 2020	400
Fourth Batch	August 28, 2020	379
Fifth Batch	September 24, 2020	400
Sixth Batch	November 12, 2020	151
Seventh Batch	December 13-20, 2020	Failed deportation due to force majeure
Eighth Batch	March 7, 2021	316
Ninth Batch	April 17, 2021	358
Tenth Batch	May 22, 2021	496

As of June 21, 2021, 4,683 remaining Filipinos are still in Sabah for transfer.

Source: 1) OCD BARM Report dated 22 May 2021. (Note: Figures from previous reports may differ due to data verification process.)

**OWWA COVID-19 RELATED ASSISTANCE TO OFWs (March 2020 - November 2021)**

Returned to Home Regions	802,538
OFW Kalinga	829,067

Source: 1) OWWA Monitoring Report dated November 2021.

**REMAINS OF DECEASED OFs**

COUNTRY OF ORIGIN	CAUSE OF DEATH	
	CUMULATIVE	CUMULATIVE
TOTAL	40	6,078
Saudi Arabia	0	798
USA	0	287
United Arab Emirates	0	149
Qatar	0	67
Kuwait	0	51
Others	40	4,726

Source: 1) BOQ Human Remains Report No. 607 dated 14 March 2022. (Note: Figures from previous reports may differ due to data verification process.)

Prepared by:

MS. SHARMAIN B. TUYAY  
 Technical Support

Reviewed by:

MR. MARVIN T. MANZANO, MDRM  
 Civil Defense Officer III

Approved by:

MS. SUSANA E. QUIAMBAO  
 Chief, Response and Operational Coordination Division



Republic of the Philippines  
Inter-Agency Task Force  
FOR THE MANAGEMENT OF EMERGENCY INFECTIOUS DISEASE  
NATIONAL TASK FORCE COVID-19  
**Task Group on Management of Returning Overseas Filipinos**

**NARRATIVE REPORT**  
**15 March 2022**

---

ACTIONS TAKEN: Management of Returning Overseas Filipinos (MROF)

The Task Group on Management of Returning Overseas Filipinos (TG-MROF) was created by the National Incident Command-National Task Force COVID 19 to solely cater to the medical and social needs of Returning Overseas Filipinos (ROFs). The TG-MROF in coordination with various government agencies, private entities, and other task groups created to respond with the prevailing crisis, regional task units, and local government agencies that are task to facilitate the safe return of the ROFs back to their home provinces.

**Members:** DND, DOTr, DOLE, DILG, DFA, DOT, DSWD, DOH, OCD, OWWA, BOQ, CAAP, MARINA, PCG, PNP and AFP

**ARRIVALS:** As of 14 March 2022, a total of 2,405,542 **Returning Overseas Filipinos (ROFs)** arrived at the NAIA Terminals 1, 2, and 3, Clark International Airport, Mactan-Cebu International Airport, Laoag International Airport, South Harbor, Subic, Bataan, Zamboanga, and Batangas Port. Of which, a total of 1,765,290 are **OFWs** (1,057,336 are **land-based** and 707,954 are **sea-based**) and 572,519 are **non-OFWs** including 61,655 **Foreign Nationals**.

A total of 6,078 **deceased ROFs** had arrived in the country from 07 July 2020 – 15 March 2022. Of which, 634 died due to COVID-19.

**QUARANTINE:** As of 15 March 2022, a total of 32,169 ROFs were confirmed positive with COVID-19. Of which, 80 are admitted at 11 quarantine facilities, 32,060 were able to recover and 29 died.

**OSS-MROF BALIK PROBINSYA AND UWIAN NA PROGRAM:** As of 15 March 2022, a total of 1,013,912 ROFs were assisted back to their home provinces. Of which, 403,700 were assisted by land, 514,120 by air, and 96,092 by sea


**OWWA COVID-19 RELATED ASSISTANCE TO OFWs:** From March 2020 to 10 October, 2021, a total of 829,067 OFWs were assisted by OWWA on their "Returned to Home Regions" program and 801,037 OFWs are also assisted through "OFW Kalinga" program.

**RETURNING FILIPINOS (REFs) from SABAH:** As of 22 May 2021, a total of 3,289 REFs from Sabah had arrived in the country. While as of 21 June 2021, a total of 4,683 remaining Filipinos are still in Sabah for transfer.

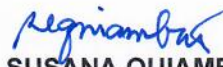
Prepared by:

  
**MS. SHARMAIN B. TUYAY**  
Technical Support

Reviewed by:

  
**MR. MARVIN T. MANZANO**  
Civil Defense Officer III

Approved by:

  
**MS. SUSANA QUIAMBAO**  
Chief, Response and Operational Coordination Division