



NATIONAL TASK FORCE  
CORONAVIRUS DISEASE-2019  
SITUATIONAL REPORT NO. 730

Issued on 1200H, 01 April 2022

Report Coverage: 31 March 2022

---

## GLOBAL SITUATION

The summary of total cases worldwide, countries and territories affected:

**485,243,022**

Total Cases Worldwide

**228**

Countries and Territories Affected

Source: WHO Global Data as of 31 March 2022

## PHILIPPINE SITUATION

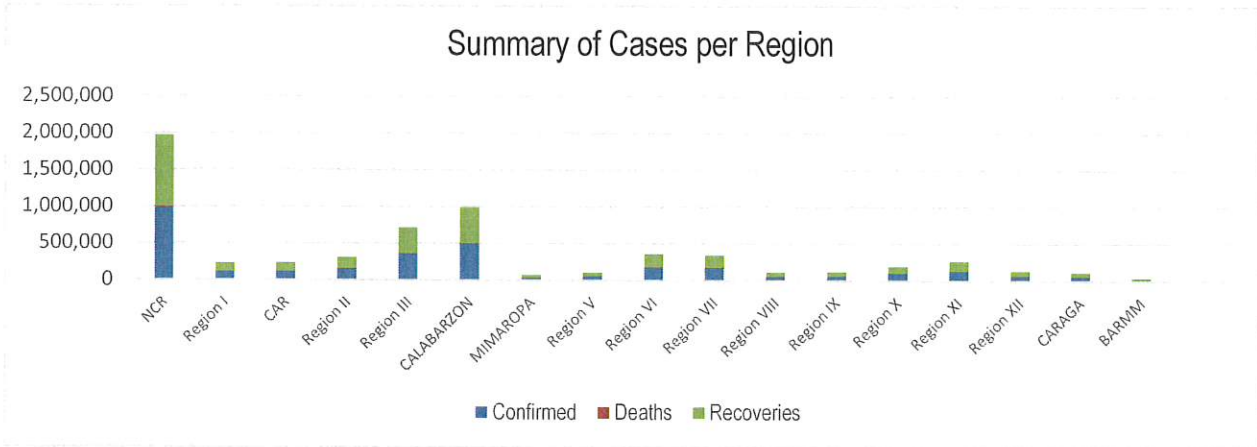
The summary of total cases, active cases, deaths and recoveries in the Philippines are as follows:

	<i>TOTAL</i>	<i>NEW</i>	<i>REMARKS</i>
TOTAL CASES	<b>3,678,598</b>	+356	
ACTIVE CASES	<b>38,320</b>		<b>1.04%</b>
DEATHS	<b>59,298</b>	+169	<b>1.6%</b> Case Fatality Rate
RECOVERIES	<b>3,580,980</b>	+608	<b>97.3%</b> Case Recovery Rate

Source: COVID-19 Tracker as of 01 April 2022 (<https://doh.gov.ph/covid19tracker>)

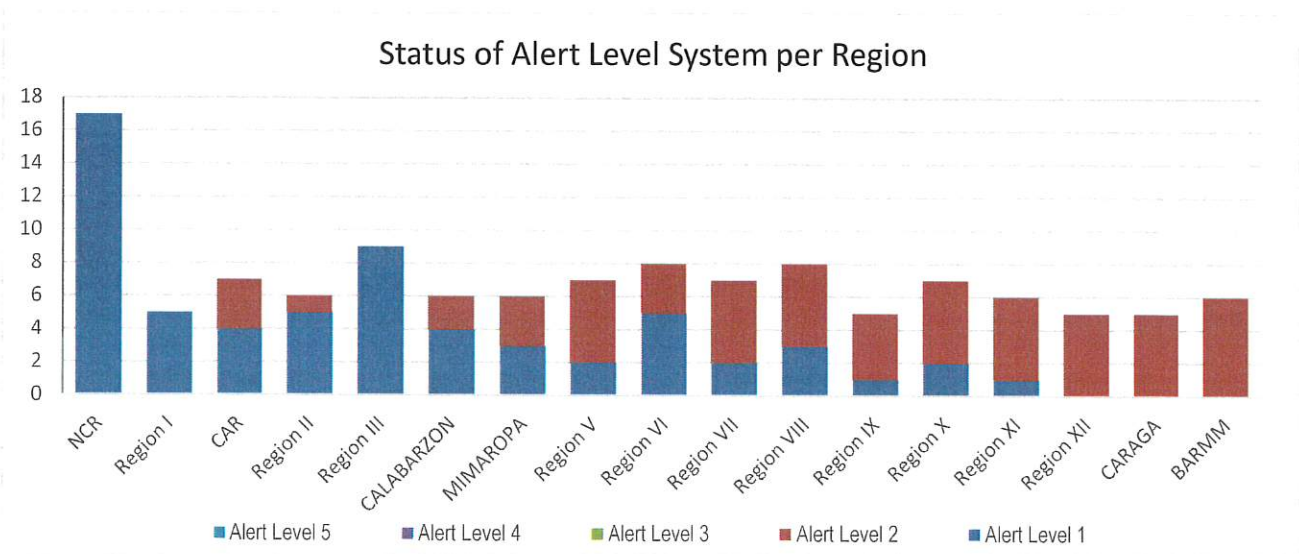
# CASES PER REGION

The summary of total cases, active cases, deaths and recoveries per Region are as follows:



# STATUS OF ALERT LEVEL SYSTEMS

The summary of Alert Level System as declared by the Interagency Task Force is as follows:



**For the Chairperson, NDRRMC:**

*[Signature]*  
**UNDERSECRETARY RICARDO B JALAD**  
 Executive Director, NDRRMC and  
 Administrator, OCD

**REFERENCES:** Reports from  
 World Health Organization  
 Office of Civil Defense  
 Department of Health  
 Department of Foreign Affairs

**NOTE:**  
 Other reports are available upon request



Republic of the Philippines  
 INTER-AGENCY TASK FORCE  
 FOR THE MANAGEMENT OF EMERGING INFECTIOUS DISEASE  
 NATIONAL TASK FORCE - COVID-19  
**TASK GROUP RESOURCE MANAGEMENT AND LOGISTICS**



**Situation Report**  
 As of 31 March 2022

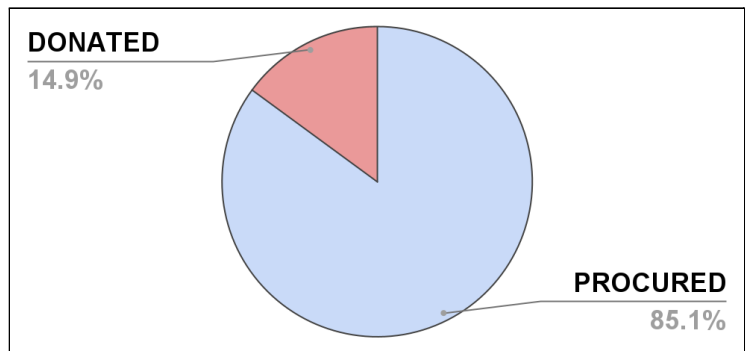
**I. DOH-OCD DISTRIBUTION OF SUPPLIES**

PARTICULARS	DISPATCHED (PROCURED)	DISPATCHED (DONATED)	DISPATCHED (TOTAL)
Protective Gown	5,509,879	181,635	5,691,514
Protective Suit (Clothing)	5,969,794	213,305	6,183,099
Masks (Surgical)	23,357,079	8,417,576	31,774,655
Head Cover	5,952,274	35,250	5,987,524
Shoe Cover	6,321,149	82,770	6,403,919
Gloves (Surgical)	14,307,812	1,175,900	15,483,712
Goggles	1,050,811	284,498	1,335,309
Masks (N95)	6,224,329	432,025	6,656,354
Masks (KN95)	2,986,742	793,648	3,780,390
Face Shield	4,797,169	468,727	5,265,896
Non-Invasive Ventilator	0	30	30
Alcohol (500ml)	12,608	46,832	59,440

Most distributed medical supply (Procured)	Surgical Mask (23,357,079) pieces
Most distributed medical supply (Donated)	Surgical Mask (8,417,576) pieces
Average Dispatch Percentage (Combined)	96.59%

**II. SUMMARY OF PROCURED AND DONATED ITEMS**

Total Items Dispatched	114,590,039 individual pieces
Total Procured Items Dispatched	97,467,814 individual pieces
Total Donated Items Dispatched	17,122,225 individual pieces



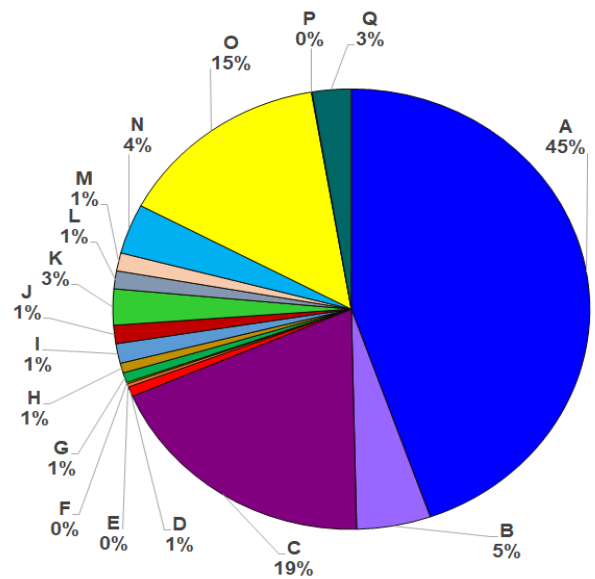
**III. STATUS OF PROCURED COVID-19 ANTIGEN KITS**

BATCH	TOTAL PROCURED	TOTAL DISPATCHED	BALANCE
BATCH 1 (ABBOTT)	500,000	500,000	0
		100.00%	0.00%
BATCH 2 (SD BIOSENSOR)	50,000	50,000	0
		100.00%	0.00%
BATCH 3 (RAPIGEN)	15,500	15,500	0
		100.00%	0.00%

IV. DONATIONS MONITORING (as of 20 April 2021)

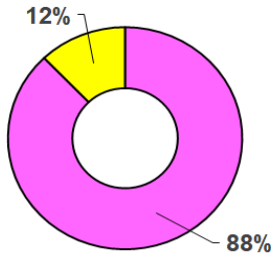
A. Financial Donations Received by OCD

A	AFP	P 16,901,934.27
B	ANONYMOUS	P 1,903,100.00
C	BJMP	P 7,151,337.94
D	DBM	P 273,170.00
E	DENR	P 88,500.00
F	DILG	P 45,000.00
G	DOE	P 273,165.10
H	DOJ	P 273,165.00
I	MALACAÑANG	P 546,330.20
J	MMDA	P 510,000.00
K	NICA	P 1,000,000.00
L	NSC	P 500,000.00
M	OCD	P 499,700.00
N	PHILIPPINE MARINE	P 1,390,350.00
O	PHILIPPINE NAVY	P 5,506,950.00
P	PRIVATE DONATIONS	P 15,000.00
Q	TRANSGLOBAL CONSOLIDATIONS	P 1,000,000.00



**DOMESTIC CASH DONATIONS RECEIVED BY OCD**  
**PHP 37,877,702.51**

B. Summary of Utilization for Cash Donations (as of 20 April 2021)




Total Cash Donations Received by OCD	Php 37,877,702.51
Cash Donations Utilized	Php 33,279,155.13
Funds Available	Php 4,583,547.38

C. Donations Summary

	DOMESTIC DONATION	INTERNATIONAL DONATION	GRAND TOTAL
MEDICAL SUPPLIES AND EQUIPMENT	8743	561	9304
WATER AND FOOD ITEMS	1990	4	1994
NON-FOOD ITEMS	1404	32	1436
SERVICES	165	6	171
CASH	166	-	166
VARIOUS DONATIONS	137	24	161
OTHERS	37	-	37
VACCINES	12	8	20
RENTALS	3	-	3
<b>Total</b>	<b>12657</b>	<b>635</b>	<b>13292</b>

Prepared by:

Reviewed by

  
**JOEL G EUGENIO**  
Duty Staff

  
**JOSE ANGELO A MANGAOANG**  
Officer-on-duty

Approved by:

  
**DIRECTOR BERNARDO RAFAELITO R ALEJANDRO IV, CESO IV, MNSA**  
Head, Task Group Resource Management and Logistics





Task Group on Management of Returning Overseas Filipinos

TG-MROF Daily Operational Report as of 31 March 2022

ARRIVALS

ROFs	TOTAL ARRIVAL ON AIRPORTS: 2,473,770														GRAND TOTAL ARRIVAL OF ROFs	
	NINYO AQUINO INTERNATIONAL AIRPORT						CLARK INTERNATIONAL AIRPORT		MACTAN-CEBU INTERNATIONAL AIRPORT		LAOAG AIRPORT	DAVAO AIRPORT	SUBIC AIRPORT	BOHOL-PANGLAD AIRPORT		
	Terminal 1 (23 April 2020 - 30 March 2022)		Terminal 2 (23 April 2020 - 30 March 2022)		Terminal 3 (08 July 2020 - 30 March 2022)		(05 June 2020 - 30 March 2022)		(28 June 2020 - 30 March 2022)		(18 June - 30 March 2022)	(27 June - 30 March 2022)	(18 June - 30 March 2022)	(Nov. 18 - 30 Mar. 2022)		
	Now	Cumulative	Now	Cumulative	Now	Cumulative	Now	Cumulative	Now	Cumulative	Cumulative	Cumulative	Cumulative	Cumulative		
	<b>SUBTOTAL</b>	<b>2,398</b>	<b>611,664</b>	<b>2,442</b>	<b>742,701</b>	<b>4,167</b>	<b>603,011</b>	<b>603</b>	<b>256,091</b>	<b>522</b>	<b>216,840</b>	<b>405</b>	<b>20,031</b>	<b>22,808</b>		
OFWs	1,381	491,614	428	433,697	2,112	412,933	393	224,096	201	162,609	381	14,599	21,511	219	5,076	1,835,886
Land-based	1,272	376,348	232	258,560	1,729	241,192	343	127,232	97	71,549	352	13,661	20,036	154	3,673	1,109,104
Sea-based	109	115,266	196	175,137	383	171,741	50	96,864	104	91,060	29	918	1,475	11	1,403	726,782
NON-OFWs	309	97,844	766	276,816	466	148,181	115	27,115	98	45,645	24	4,331	1,297	54	1,754	601,307
Foreign Nationals	708	22,206	1,248	32,188	1,589	41,897	95	4,880	223	8,586	0	1,101	0	0	4,964	110,858
Deceased OFs	40	6,139													40	6,139

ROFs	TOTAL ARRIVAL ON SEAPORTS: 74,281													
	MANILA		CEBU		SUBIC		BATAAN		TAWI-TAWI/ZAMBOANGA		DAVAO		BATANGAS	
	Now	Cumulative	Now	Cumulative	Now	Cumulative	Now	Cumulative	Now	Cumulative	Now	Cumulative	Now	Cumulative
<b>SUBTOTAL</b>	<b>434</b>	<b>66,824</b>	<b>0</b>	<b>1,080</b>	<b>0</b>	<b>1,344</b>	<b>0</b>	<b>1,329</b>	<b>0</b>	<b>3,289</b>	<b>0</b>	<b>98</b>	<b>127</b>	<b>317</b>
OFWs	434	66,824	0	1,080	0	1,344	0	1,329	0	3,289	0	98	127	317
Sea-based	434	66,824	0	1,080	0	1,344	0	1,329	0	3,289	0	98	127	317

Sources: 1) OSS Report dated 30 March 2022, 2) BOQ Report No. 680 dated 31 March 2022, 3) BOQ Human Remains Report No. 623 dated 31 March 2022, and 4) OCD BARM Report dated 22 May 2023

QUARANTINE

No. of QFs	ROFs IN TREATMENT AND MONITORING FACILITIES							
	Confirmed Positive		Admitted		Recovered		Deaths	
	Now	Cumulative	Now	Cumulative	Now	Cumulative	Now	Cumulative
11								
	15	32,336	11	115	4	32,192	0	29

Source: 1) BOQ Report No. 669 dated 31 March 2022. (Note: Figures from previous reports may differ due to data verification process.)

OSS-MROF BALIK PROBINSYA & UWIAN NA PROGRAM  
(May 25, 2020 - February 25, 2022)

ROFs ASSISTED THRU THEIR DESTINATION	MODE OF TRANSPORTATION			GRAND TOTAL
	Air (NAIA T2)	Land (PITX)	Sea (N. Harbor)	
	Cumulative	Cumulative	Cumulative	
	514,120	406,804	96,092	1,017,016

Sources: 1) OSS Report as of 29 March 2022, 2) PITX Report (Uwian Na Program) dated 18 March 2022 and "DOTr (Halid Tubong) Program" Report dated 14 May 2021. \*Data starting from June 2 includes LSI and APOR. (Note: Figures from previous reports may differ due to data verification process.)

RETURNING FILIPINOS FROM SABAH

TOTAL NO. OF RETURNING FILIPINOS FROM SABAH:		3,289
First Batch	July 5, 2020	395
Second Batch	July 29, 2020	394
Third Batch	August 13, 2020	400
Fourth Batch	August 28, 2020	379
Fifth Batch	September 24, 2020	400
Sixth Batch	November 12, 2020	151
Seventh Batch	December 13-20, 2020	Failed deportation due to force majeure
Eighth Batch	March 7, 2021	316
Ninth Batch	April 17, 2021	358
Tenth Batch	May 22, 2021	496

As of June 21, 2021, 4,683 remaining Filipinos are still in Sabah for transfer.

Source: 1) OCD BARM Report dated 22 May 2021. (Note: Figures from previous reports may differ due to data verification process.)

OWWA COVID-19 RELATED ASSISTANCE TO OFWs  
(March 2020 - November 2021)

Returned to Home Regions	802,538
OFW Kalinga	829,067

Source: 1) OWWA Monitoring Report dated November 2021.

REMAINS OF DECEASED OFs

COUNTRY	COUNTRY OF ORIGIN		CAUSE OF DEATH	
	NOW	CUMULATIVE	CUMULATIVE	
TOTAL	40	6,139		6,139
Saudi Arabia	0	798	COVID-19	638
USA	0	287		
United Arab Emirates	0	149	NON COVID-19	5,501
Qatar	0	67		
Kuwait	0	51		
Others	40	4,787		

Source: 1) BOQ Human Remains Report No. 621 dated 29 March 2022. (Note: Figures from previous reports may differ due to data verification process.)

Prepared by:

MS. SHARMAIN B. TUYAY  
Technical Support

Reviewed by:

MR. MARVIN T. MANZANO, MDRM  
Civil Defense Officer III

Approved by:

MS. SUSANA E. QUIAMBAO  
Chief, Response and Operational Coordination Division

Republic of the Philippines  
Inter-Agency Task Force  
FOR THE MANAGEMENT OF EMERGENCY INFECTIOUS DISEASE  
NATIONAL TASK FORCE COVID-19  
**Task Group on Management of Returning Overseas Filipinos**

**NARRATIVE REPORT**  
**31 March 2022**

---

ACTIONS TAKEN: Management of Returning Overseas Filipinos (MROF)

The Task Group on Management of Returning Overseas Filipinos (TG-MROF) was created by the National Incident Command-National Task Force COVID 19 to solely cater to the medical and social needs of Returning Overseas Filipinos (ROFs). The TG-MROF in coordination with various government agencies, private entities, and other task groups created to respond with the prevailing crisis, regional task units, and local government agencies that are task to facilitate the safe return of the ROFs back to their home provinces.

**Members:** DND, DOTr, DOLE, DILG, DFA, DOT, DSWD, DOH, OCD, OWWA, BOQ, CAAP, MARINA, PCG, PNP and AFP

**ARRIVALS:** As of 30 March 2022, a total of 2,554,190 Returning Overseas Filipinos (ROFs) arrived at the NAIA Terminals 1, 2, and 3, Clark International Airport, Mactan-Cebu International Airport, Laoag International Airport, South Harbor, Subic, Bataan, Zamboanga, and Batangas Port. Of which, a total of 1,835,886 are **OFWs** (1,109,104 are **land-based** and 726,782 are **sea-based**) and 601,307 are **non-OFWs** including 110,858 Foreign Nationals.

A total of 6,139 deceased ROFs had arrived in the country from 07 July 2020 – 30 March 2022. Of which, 634 died due to COVID-19.

**QUARANTINE:** As of 31 March 2022, a total of 32,336 ROFs were confirmed positive with COVID-19. Of which, 115 are admitted at 11 quarantine facilities, 32,192 were able to recover and 29 died.

**OSS-MROF BALIK PROBINSYA AND UWIAN NA PROGRAM:** As of 31 March 2022, a total of 1,017,016 ROFs were assisted back to their home provinces. Of which, 406,804 were assisted by land, 514,120 by air, and 96,092 by sea

**OWWA COVID-19 RELATED ASSISTANCE TO OFWs:** From March 2020 to 10 October, 2021, a total of 829,067 OFWs were assisted by OWWA on their "Returned to Home Regions" program and 801,037 OFWs are also assisted through "OFW Kalinga" program.

**RETURNING FILIPINOS (REFs) from SABAH:** As of 22 May 2021, a total of 3,289 REFs from Sabah had arrived in the country. While as of 21 June 2021, a total of 4,683 remaining Filipinos are still in Sabah for transfer.

Prepared by:


  
**SHARMAIN B. TUYAY**  
Technical Support

Reviewed by:

  
**MR. MARVIN T. MANZANO**  
Civil Defense Officer III

Approved by:

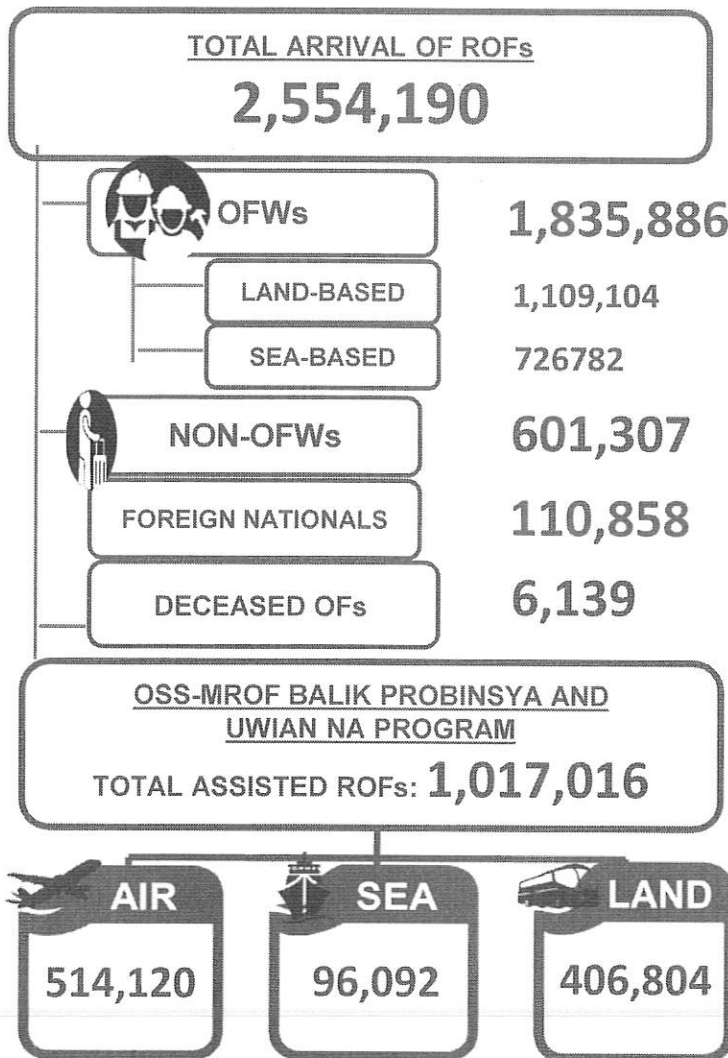
  
**MS. SUSANA QUIAMBAO**  
Chief, Response and Operational Coordination Division



### Task Group on Management of Returning Overseas Filipinos

Summary Report

31 March 2022



**OWWA COVID-19 RELATED ASSISTANCE TO OFWs**

RETURNED TO HOME REGIONS : 802,538  
 OFW KALINGA : 829,067

**TOTAL NO. OF RETURNING FILIPINOS FROM SABAH (As of 22 May 2021)**

**3,289**

### HEALTH STATUS of ROFs

