



REPUBLIC OF THE PHILIPPINES  
**NATIONAL DISASTER RISK REDUCTION AND MANAGEMENT COUNCIL**

National Disaster Risk Reduction and Management Center, Camp Aguinaldo, Quezon City, Philippines

NATIONAL TASK FORCE  
CORONAVIRUS DISEASE-2019  
SITUATIONAL REPORT NO. **737**

Issued on 1200H, 07 April 2022

Report Coverage: 06 April 2022

---

## GLOBAL SITUATION

The summary of total cases worldwide, countries and territories affected:

**493,392,853**

Total Cases Worldwide

**228**

Countries and Territories Affected

Source: WHO Global Data as of 07 April 2022

## PHILIPPINE SITUATION

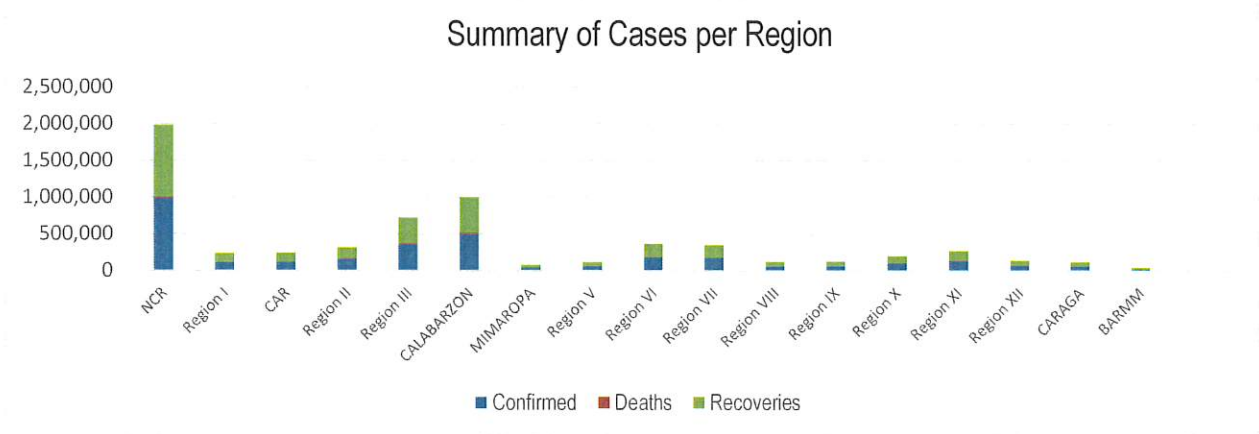
The summary of total cases, active cases, deaths and recoveries in the Philippines are as follows:

	TOTAL	NEW	REMARKS
TOTAL CASES	<b>3,680,802</b>	+290	
ACTIVE CASES	<b>30,527</b>		<b>0.83%</b>
DEATHS	<b>59,660</b>	+69	<b>1.6%</b> Case Fatality Rate
RECOVERIES	<b>3,590,615</b>	+1,164	<b>97.5%</b> Case Recovery Rate

Source: COVID-19 Tracker as of 08 April 2022 (<https://doh.gov.ph/covid19tracker>)

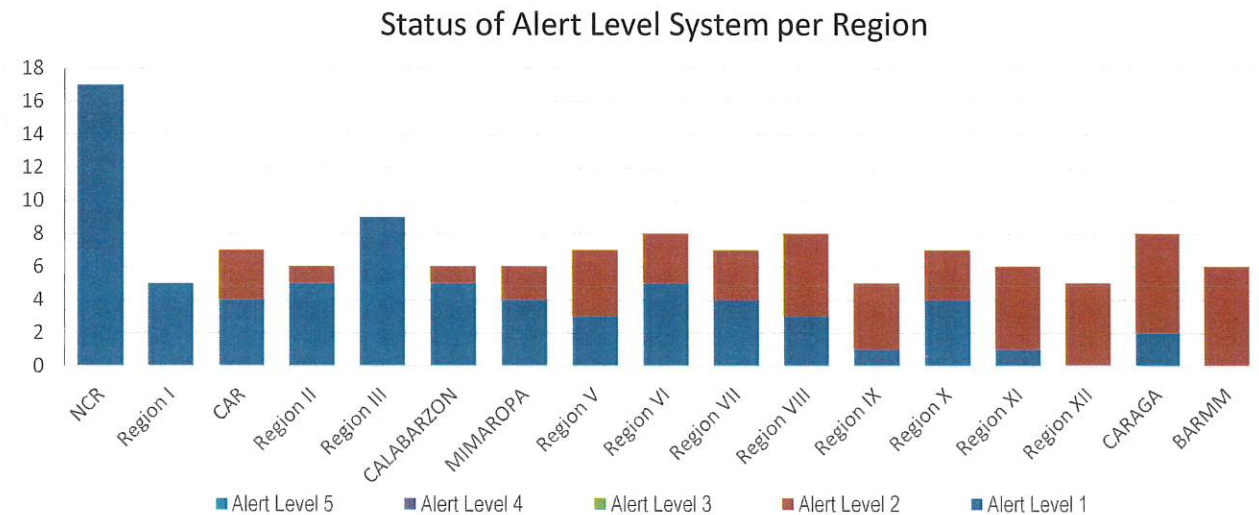
## CASES PER REGION

The summary of total cases, active cases, deaths and recoveries per Region are as follows:

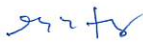


## STATUS OF ALERT LEVEL SYSTEMS

The summary of Alert Level System as declared by the Interagency Task Force is as follows:



**For the Chairperson, NDRRMC:**

  
**UNDERSECRETARY RICARDO B JALAD**  
 Executive Director, NDRRMC and  
 Administrator, OCD

**REFERENCES:** Reports from  
 World Health Organization  
 Office of Civil Defense  
 Department of Health

**NOTE:**  
 Other reports are available upon request



Republic of the Philippines  
 INTER-AGENCY TASK FORCE  
 FOR THE MANAGEMENT OF EMERGING INFECTIOUS DISEASE  
 NATIONAL TASK FORCE - COVID-19  
**TASK GROUP RESOURCE MANAGEMENT AND LOGISTICS**



**Situation Report**  
 As of 07 April 2022

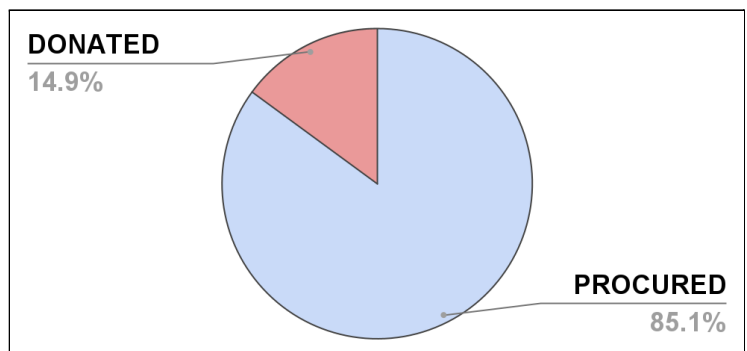
**I. DOH-OCD DISTRIBUTION OF SUPPLIES**

PARTICULARS	DISPATCHED (PROCURED)	DISPATCHED (DONATED)	DISPATCHED (TOTAL)
Protective Gown	5,509,879	181,635	5,691,514
Protective Suit (Clothing)	5,969,794	213,305	6,183,099
Masks (Surgical)	23,357,079	8,417,576	31,774,655
Head Cover	5,952,274	35,250	5,987,524
Shoe Cover	6,321,149	82,770	6,403,919
Gloves (Surgical)	14,307,812	1,175,900	15,483,712
Goggles	1,050,811	284,498	1,335,309
Masks (N95)	6,224,329	432,025	6,656,354
Masks (KN95)	2,986,742	793,648	3,780,390
Face Shield	4,797,169	468,727	5,265,896
Non-Invasive Ventilator	0	30	30
Alcohol (500ml)	12,608	46,832	59,440

Most distributed medical supply (Procured)	Surgical Mask (23,357,079) pieces
Most distributed medical supply (Donated)	Surgical Mask (8,417,576) pieces
Average Dispatch Percentage (Combined)	96.59%

**II. SUMMARY OF PROCURED AND DONATED ITEMS**

Total Items Dispatched	114,590,039 individual pieces
Total Procured Items Dispatched	97,467,814 individual pieces
Total Donated Items Dispatched	17,122,225 individual pieces



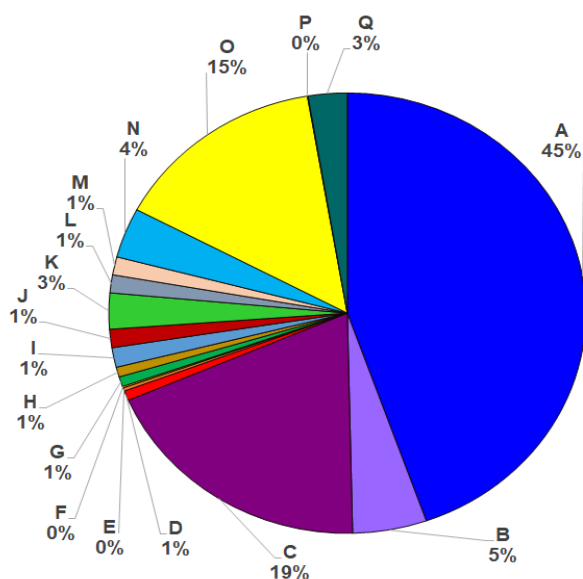
**III. STATUS OF PROCURED COVID-19 ANTIGEN KITS**

BATCH	TOTAL PROCURED	TOTAL DISPATCHED	BALANCE
BATCH 1 (ABBOTT)	500,000	500,000	0
		100.00%	0.00%
BATCH 2 (SD BIOSENSOR)	50,000	50,000	0
		100.00%	0.00%
BATCH 3 (RAPIGEN)	15,500	15,500	0
		100.00%	0.00%

IV. DONATIONS MONITORING (as of 20 April 2021)

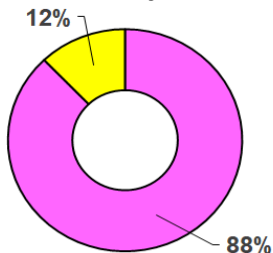
A. Financial Donations Received by OCD

A	AFP	P 16,901,934.27
B	ANONYMOUS	P 1,903,100.00
C	BJMP	P 7,151,337.94
D	DBM	P 273,170.00
E	DENR	P 88,500.00
F	DILG	P 45,000.00
G	DOE	P 273,165.10
H	DOJ	P 273,165.00
I	MALACAÑANG	P 546,330.20
J	MMDA	P 510,000.00
K	NICA	P 1,000,000.00
L	NSC	P 500,000.00
M	OCD	P 499,700.00
N	PHILIPPINE MARINE	P 1,390,350.00
O	PHILIPPINE NAVY	P 5,506,950.00
P	PRIVATE DONATIONS	P 15,000.00
Q	TRANSGLOBAL CONSOLIDATIONS	P 1,000,000.00



<b>DOMESTIC CASH DONATIONS RECEIVED BY OCD</b>
<b>PHP 37,877,702.51</b>

B. Summary of Utilization for Cash Donations (as of 20 April 2021)




Total Cash Donations Received by OCD	Php 37,877,702.51
Cash Donations Utilized	Php 33,279,155.13
Funds Available	Php 4,583,547.38

C. Donations Summary

	DOMESTIC DONATION	INTERNATIONAL DONATION	GRAND TOTAL
MEDICAL SUPPLIES AND EQUIPMENT	8743	561	9304
WATER AND FOOD ITEMS	1990	4	1994
NON-FOOD ITEMS	1404	32	1436
SERVICES	165	6	171
CASH	166	-	166
VARIOUS DONATIONS	137	24	161
OTHERS	37	-	37
VACCINES	12	8	20
RENTALS	3	-	3
<b>Total</b>	<b>12657</b>	<b>635</b>	<b>13292</b>

Prepared by:

  
**JOEL G EUGENIO**  
 Duty Staff

Reviewed by

  
**JOSE ANGELO A MANGAOANG**  
 Officer-on-duty

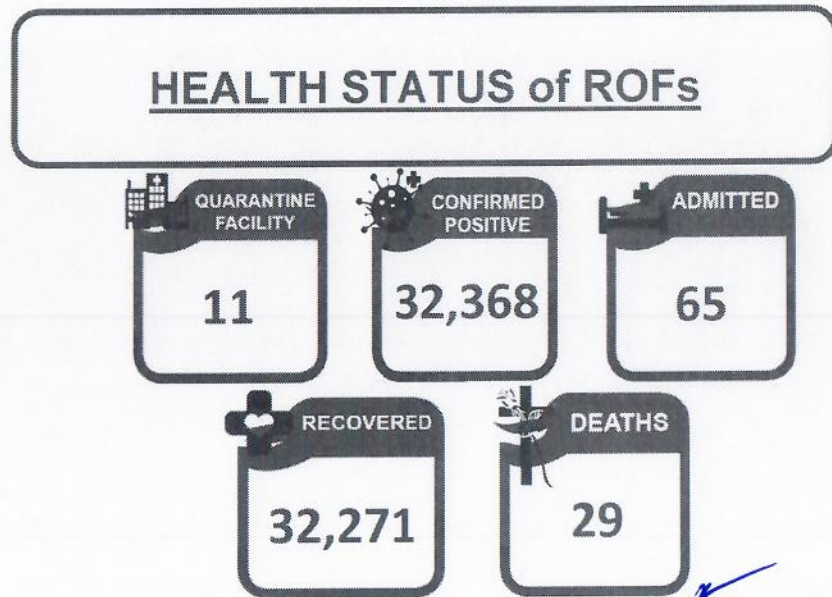
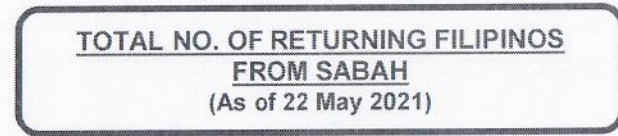
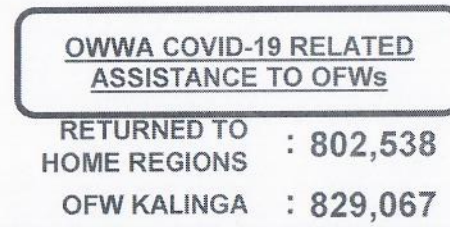
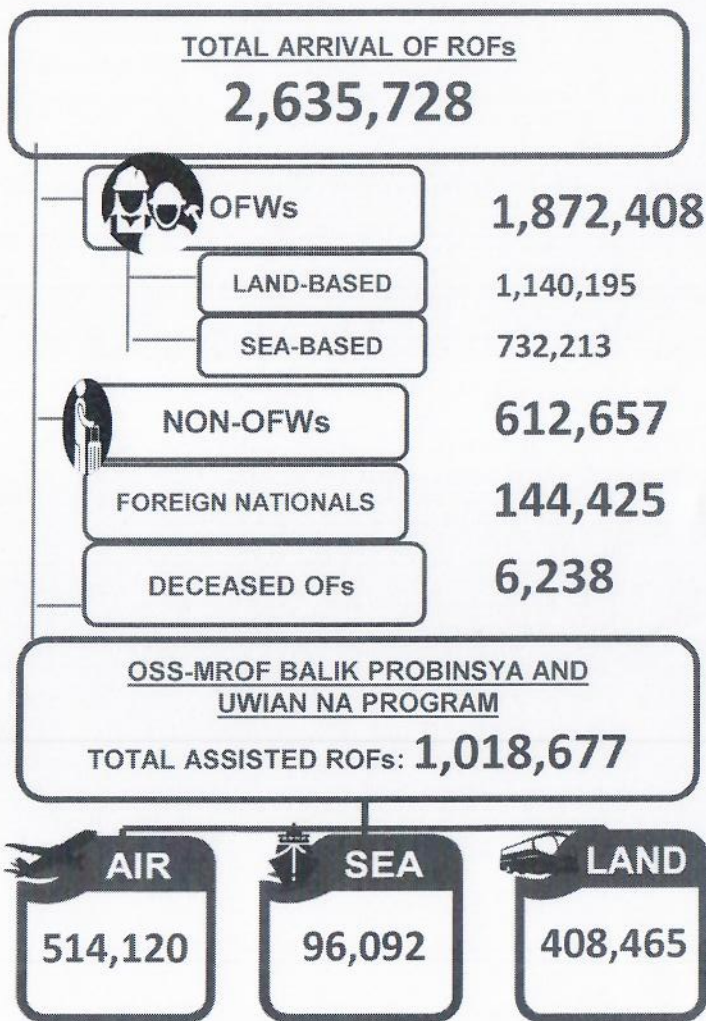
Approved by:

  
**DIRECTOR BERNARDO RAFAELITO R ALEJANDRO IV, CESO IV, MNSA**  
 Head, Task Group Resource Management and Logistics



### Task Group on Management of Returning Overseas Filipinos

Summary Report  
 07 April 2022





Republic of the Philippines  
INTER-AGENCY TASK FORCE  
FOR THE MANAGEMENT OF EMERGING INFECTIOUS DISEASE  
NATIONAL TASK FORCE AGAINST COVID-19



Task Group on Management of Returning Overseas Filipinos

TG-MROF Daily Operational Report as of 07 April 2022

ARRIVALS

ROFs	TOTAL ARRIVAL ON AIRPORTS: 2,554,990															GRAND TOTAL ARRIVAL OF ROFs	
	NINYO AQUINO INTERNATIONAL AIRPORT						CLARK INTERNATIONAL AIRPORT		MACTAN-CEBU INTERNATIONAL AIRPORT		LAOAG AIRPORT	DAVAO AIRPORT	SUBIC AIRPORT	BOHOL-PANGLAO AIRPORT			
	Terminal 1 (23 April 2020 - 06 April 2022)		Terminal 2 (23 April 2020 - 06 April 2022)		Terminal 3 (08 July 2020 - 06 April 2022)		(05 June 2020 - 06 April 2022)		(28 June 2020 - 06 April 2022)		(18 June - 06 April 2022)	(27 June - 06 April 2022)	(18 June - 06 April 2022)	(Nov. 18 - 06 April 2022)			
	Now	Cumulative	Now	Cumulative	Now	Cumulative	Now	Cumulative	Now	Cumulative	Cumulative	Cumulative	Cumulative	Cumulative			
<b>SUBTOTAL</b>	<b>2,645</b>	<b>629,808</b>	<b>3,218</b>	<b>763,929</b>	<b>4,371</b>	<b>635,784</b>	<b>783</b>	<b>261,184</b>	<b>541</b>	<b>220,362</b>	<b>405</b>	<b>20,491</b>	<b>22,808</b>	<b>219</b>	<b>13,141</b>	<b>2,635,728</b>	
OFWs	1,396	501,624	654	438,766	2,175	429,390	453	227,402	149	163,890	381	14,779	21,511	219	5,070	1,872,408	
Land-based	1,249	385,487	502	262,454	1,884	255,318	408	130,038	85	72,497	352	13,859	20,036	154	4,128	1,140,195	
Sea-based	147	116,137	152	176,312	291	174,072	45	97,364	64	91,393	29	920	1,475	11	942	732,213	
NON-OFWs	449	98,866	1,027	282,342	421	151,776	76	27,809	67	46,277	24	4,412	1,297	54	2,040	612,657	
Foreign Nationals	800	29,318	1,537	42,821	1,775	54,618	254	6,173	325	10,195	0	1,300	0	0	5,991	144,425	
Deceased OFs	40	6,238													40	6,238	

ROFs	TOTAL ARRIVAL ON SEAPORTS: 74,500													
	MANILA		CEBU		SUBIC		BATAAN		TAWI-TAWI/ZAMBOANGA		DAVAO		BATANGAS	
	Now	Cumulative	Now	Cumulative	Now	Cumulative	Now	Cumulative	Now	Cumulative	Now	Cumulative	Now	Cumulative
<b>SUBTOTAL</b>	<b>116</b>	<b>67,043</b>	<b>0</b>	<b>1,080</b>	<b>0</b>	<b>1,344</b>	<b>0</b>	<b>1,329</b>	<b>0</b>	<b>3,289</b>	<b>0</b>	<b>98</b>	<b>127</b>	<b>317</b>
OFWs	116	67,043	0	1,080	0	1,344	0	1,329	0	3,289	0	98	127	317
Sea-based	116	67,043	0	1,080	0	1,344	0	1,329	0	3,289	0	98	127	317

Sources: 1) OSS Report dated 05 April 2022, 2) BOQ Report No. 686 dated 06 April 2022, 3) BOQ Human Remains Report No. 629 dated 04 April 2022, and 4) OCD BARM Report dated 22 May 2023

QUARANTINE

No. of OFs	ROFs IN TREATMENT AND MONITORING FACILITIES							
	Confirmed Positive		Admitted		Recovered		Deaths	
	Now	Cumulative	Now	Cumulative	Now	Cumulative	Now	Cumulative
11	1	32,368	0	65	13	32,271	0	29

Source: 1) BOQ Report No. 697 dated 05 April 2022 (Note: Figures from previous reports may differ due to data verification process.)

OSS-MROF BALIK PROBINSYA & UWIAN NA PROGRAM  
(May 25, 2020 - February 25, 2022)

ROFs ASSISTED THRU THEIR DESTINATION	MODE OF TRANSPORTATION			GRAND TOTAL
	Air (NAIA T2)	Land (PITX)	Sea (N. Harbor)	
	Cumulative	Cumulative	Cumulative	
	514,120	408,465	96,092	1,018,677

Sources: 1) OSS Report as of 05 April 2022, 2) PITX Report (Uwian Na Program) dated 05 April 2022 and "DOTr (Hali Tulong Program) Report dated 14 May 2021. \*Data starting from June 2 includes LSI and APOR (Note: Figures from previous reports may differ due to data verification process.)

RETURNING FILIPINOS FROM SABAH

TOTAL NO. OF RETURNING FILIPINOS FROM SABAH:		3,289
First Batch	July 5, 2020	395
Second Batch	July 29, 2020	394
Third Batch	August 13, 2020	400
Fourth Batch	August 28, 2020	379
Fifth Batch	September 24, 2020	400
Sixth Batch	November 12, 2020	151
Seventh Batch	December 13-20, 2020	Failed deportation due to force majeure
Eighth Batch	March 7, 2021	316
Ninth Batch	April 17, 2021	358
Tenth Batch	May 22, 2021	496

As of June 21, 2021, 4,683 remaining Filipinos are still in Sabah for transfer.

Source: 1) OCD BARM Report dated 22 May 2021 (Note: Figures from previous reports may differ due to data verification process.)

OWWA COVID-19 RELATED ASSISTANCE TO OFWs  
(March 2020 - November 2021)

Returned to Home Regions	802,538
OFW Kalinga	829,067

Source: 1) OWWA Monitoring Report dated November 2021.

REMAINS OF DECEASED OFs

COUNTRY	COUNTRY OF ORIGIN		CAUSE OF DEATH	
	NOW	CUMULATIVE	CUMULATIVE	
TOTAL	40	6,238		6,238
Saudi Arabia	0	798	COVID-19	640
USA	0	287		
United Arab Emirates	0	149	NON-COVID-19	5,598
Qatar	0	67		
Kuwait	0	51		
Others	40	4,886		

Source: 1) BOQ Human Remains Report No. 621 dated 29 March 2022 (Note: Figures from previous reports may differ due to data verification process.)

Prepared by:

MS. SHARMAIN B. TUYAY  
Technical Support

Reviewed by:

MR. MARVIN T. MANZANO, MDRM  
Civil Defense Officer III

Approved by:

MS. SUSANA E. QUIAMBAO  
Chief, Response and Operational Coordination Division

Republic of the Philippines  
Inter-Agency Task Force  
FOR THE MANAGEMENT OF EMERGENCY INFECTIOUS DISEASE  
NATIONAL TASK FORCE COVID-19  
**Task Group on Management of Returning Overseas Filipinos**

**NARRATIVE REPORT**  
**07 April 2022**

**ACTIONS TAKEN: Management of Returning Overseas Filipinos (MROF)**

The Task Group on Management of Returning Overseas Filipinos (TG-MROF) was created by the National Incident Command-National Task Force COVID 19 to solely cater to the medical and social needs of Returning Overseas Filipinos (ROFs). The TG-MROF in coordination with various government agencies, private entities, and other task groups created to respond with the prevailing crisis, regional task units, and local government agencies that are task to facilitate the safe return of the ROFs back to their home provinces.

**Members:** DND, DOTr, DOLE, DILG, DFA, DOT, DSWD, DOH, OCD, OWWA, BOQ, CAAP, MARINA, PCG, PNP and AFP

**ARRIVALS:** As of 06 April 2022, a total of 2,635,728 **Returning Overseas Filipinos (ROFs)** arrived at the NAIA Terminals 1, 2, and 3, Clark International Airport, Mactan-Cebu International Airport, Laoag International Airport, South Harbor, Subic, Bataan, Zamboanga, and Batangas Port. Of which, a total of 1,872,408 are **OFWs** (1,140,195 are **land-based** and 732,213 are **sea-based**) and 612,657 are **non-OFWs** including 144,425 **Foreign Nationals**.

A total of 6,238 **deceased ROFs** had arrived in the country from 07 July 2020 – 07 April 2022. Of which, 634 died due to COVID-19.


**QUARANTINE:** As of 07 April 2022, a total of 32,368 ROFs were confirmed positive with COVID-19. Of which, 65 are admitted at 11 quarantine facilities, 32,271 were able to recover and 29 died.

**OSS-MROF BALIK PROBINSYA AND UWIAN NA PROGRAM:** As of 03 April 2022, a total of 1,018,677 ROFs were assisted back to their home provinces. Of which, 408,465 were assisted by land, 514,120 by air, and 96,092 by sea


**OWWA COVID-19 RELATED ASSISTANCE TO OFWs:** From March 2020 to 10 October, 2021, a total of 829,067 OFWs were assisted by OWWA on their "Returned to Home Regions" program and 801,037 OFWs are also assisted through "OFW Kalinga" program.

**RETURNING FILIPINOS (REFs) from SABAH:** As of 22 May 2021, a total of 3,289 REFs from Sabah had arrived in the country. While as of 21 June 2021, a total of 4,683 remaining Filipinos are still in Sabah for transfer.

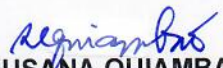
Prepared by:

  
**SHARMAIN B. TUYAY**  
Technical Support

Reviewed by:

  
**MR. MARVIN T. MANZANO**  
Civil Defense Officer III

Approved by:

  
**MS. SUSANA QUIAMBAO**  
Chief, Response and Operational Coordination Division