



NATIONAL TASK FORCE
CORONAVIRUS DISEASE-2019
SITUATIONAL REPORT NO. **739**

Issued on 1200H, 10 April 2022

Report Coverage: 09 April 2022

GLOBAL SITUATION

The summary of total cases worldwide, countries and territories affected:



Source: WHO Global Data as of 08 April 2022

PHILIPPINE SITUATION

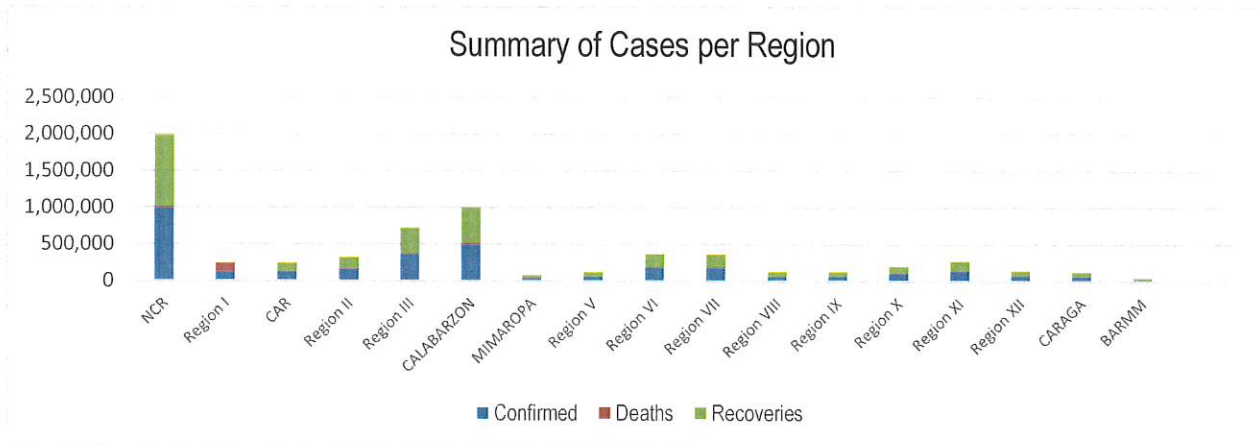
The summary of total cases, active cases, deaths and recoveries in the Philippines are as follows:

	TOTAL	NEW	REMARKS
TOTAL CASES	3,681,374	+277	
ACTIVE CASES	28,380		0.77%
DEATHS	59,769	+39	1.6% Case Fatality Rate
RECOVERIES	3,593,225	+1,294	97.6% Case Recovery Rate

Source: COVID-19 Tracker as of 10 April 2022 (<https://doh.gov.ph/covid19tracker>)

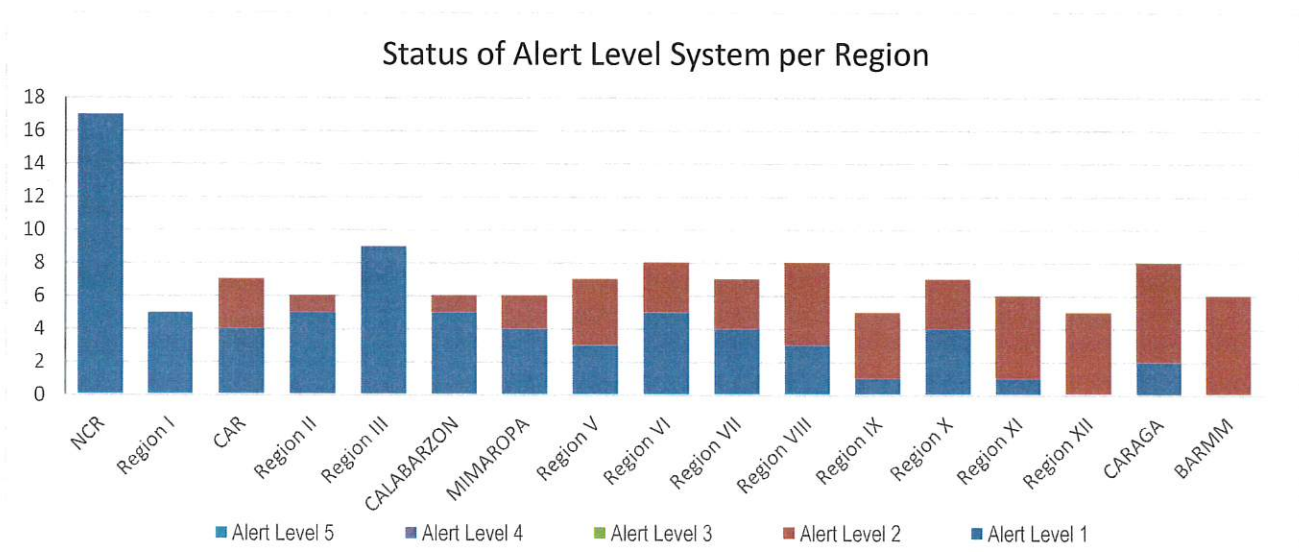
CASES PER REGION

The summary of total cases, active cases, deaths and recoveries per Region are as follows:



STATUS OF ALERT LEVEL SYSTEMS

The summary of Alert Level System as declared by the Interagency Task Force is as follows:



Source: IATF Resolution No. 165-E, s. 2022

For the Chairperson, NDRRMC:

[Signature]
UNDERSECRETARY RICARDO B JALAD
 Executive Director, NDRRMC and
 Administrator, OCD

REFERENCES: Reports from
 World Health Organization
 Office of Civil Defense
 Department of Health

NOTE:
 Other reports are available upon request



Republic of the Philippines
 INTER-AGENCY TASK FORCE
 FOR THE MANAGEMENT OF EMERGING INFECTIOUS DISEASE
 NATIONAL TASK FORCE - COVID-19
TASK GROUP RESOURCE MANAGEMENT AND LOGISTICS



Situation Report
 As of 09 April 2022

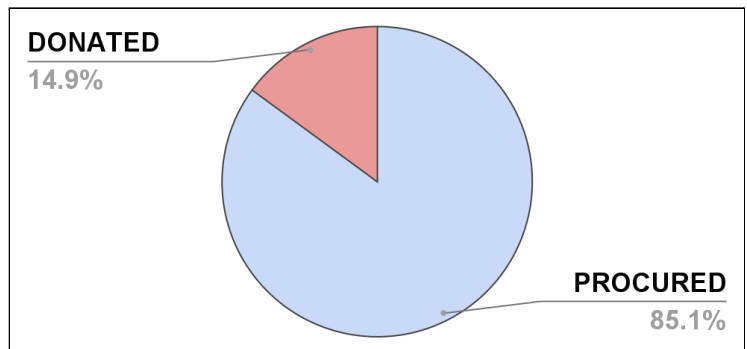
I. DOH-OCD DISTRIBUTION OF SUPPLIES

PARTICULARS	DISPATCHED (PROCURED)	DISPATCHED (DONATED)	DISPATCHED (TOTAL)
Protective Gown	5,509,879	181,635	5,691,514
Protective Suit (Clothing)	5,969,794	213,305	6,183,099
Masks (Surgical)	23,357,079	8,417,576	31,774,655
Head Cover	5,952,274	35,250	5,987,524
Shoe Cover	6,321,149	82,770	6,403,919
Gloves (Surgical)	14,307,812	1,175,900	15,483,712
Goggles	1,050,811	284,498	1,335,309
Masks (N95)	6,224,329	432,025	6,656,354
Masks (KN95)	2,986,742	793,648	3,780,390
Face Shield	4,797,169	468,727	5,265,896
Non-Invasive Ventilator	0	30	30
Alcohol (500ml)	12,608	46,832	59,440

Most distributed medical supply (Procured)	Surgical Mask (23,357,079) pieces
Most distributed medical supply (Donated)	Surgical Mask (8,417,576) pieces
Average Dispatch Percentage (Combined)	96.59%

II. SUMMARY OF PROCURED AND DONATED ITEMS

Total Items Dispatched	114,590,039 individual pieces
Total Procured Items Dispatched	97,467,814 individual pieces
Total Donated Items Dispatched	17,122,225 individual pieces



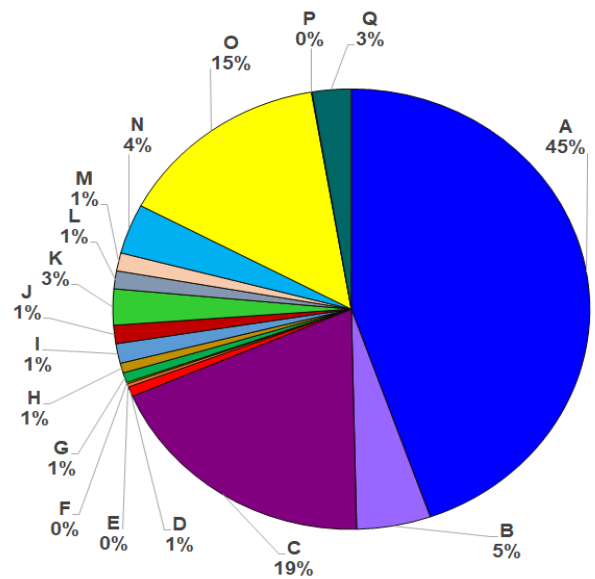
III. STATUS OF PROCURED COVID-19 ANTIGEN KITS

BATCH	TOTAL PROCURED	TOTAL DISPATCHED	BALANCE
BATCH 1 (ABBOTT)	500,000	500,000	0
		100.00%	0.00%
BATCH 2 (SD BIOSENSOR)	50,000	50,000	0
		100.00%	0.00%
BATCH 3 (RAPIGEN)	15,500	15,500	0
		100.00%	0.00%

IV. DONATIONS MONITORING (as of 20 April 2021)

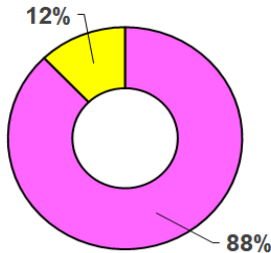
A. Financial Donations Received by OCD

A	AFP	P 16,901,934.27
B	ANONYMOUS	P 1,903,100.00
C	BJMP	P 7,151,337.94
D	DBM	P 273,170.00
E	DENR	P 88,500.00
F	DILG	P 45,000.00
G	DOE	P 273,165.10
H	DOJ	P 273,165.00
I	MALACAÑANG	P 546,330.20
J	MMDA	P 510,000.00
K	NICA	P 1,000,000.00
L	NSC	P 500,000.00
M	OCD	P 499,700.00
N	PHILIPPINE MARINE	P 1,390,350.00
O	PHILIPPINE NAVY	P 5,506,950.00
P	PRIVATE DONATIONS	P 15,000.00
Q	TRANSGLOBAL CONSOLIDATIONS	P 1,000,000.00



DOMESTIC CASH DONATIONS RECEIVED BY OCD
PHP 37,877,702.51

B. Summary of Utilization for Cash Donations (as of 20 April 2021)




Total Cash Donations Received by OCD	Php 37,877,702.51
Cash Donations Utilized	Php 33,279,155.13
Funds Available	Php 4,583,547.38

C. Donations Summary

	DOMESTIC DONATION	INTERNATIONAL DONATION	GRAND TOTAL
MEDICAL SUPPLIES AND EQUIPMENT	8743	561	9304
WATER AND FOOD ITEMS	1990	4	1994
NON-FOOD ITEMS	1404	32	1436
SERVICES	165	6	171
CASH	166	-	166
VARIOUS DONATIONS	137	24	161
OTHERS	37	-	37
VACCINES	12	8	20
RENTALS	3	-	3
Total	12657	635	13292

Prepared by:

Reviewed by


JOEL G EUGENIO
 Duty Staff


JOSE ANGELO A MANGAOANG
 Officer-on-duty

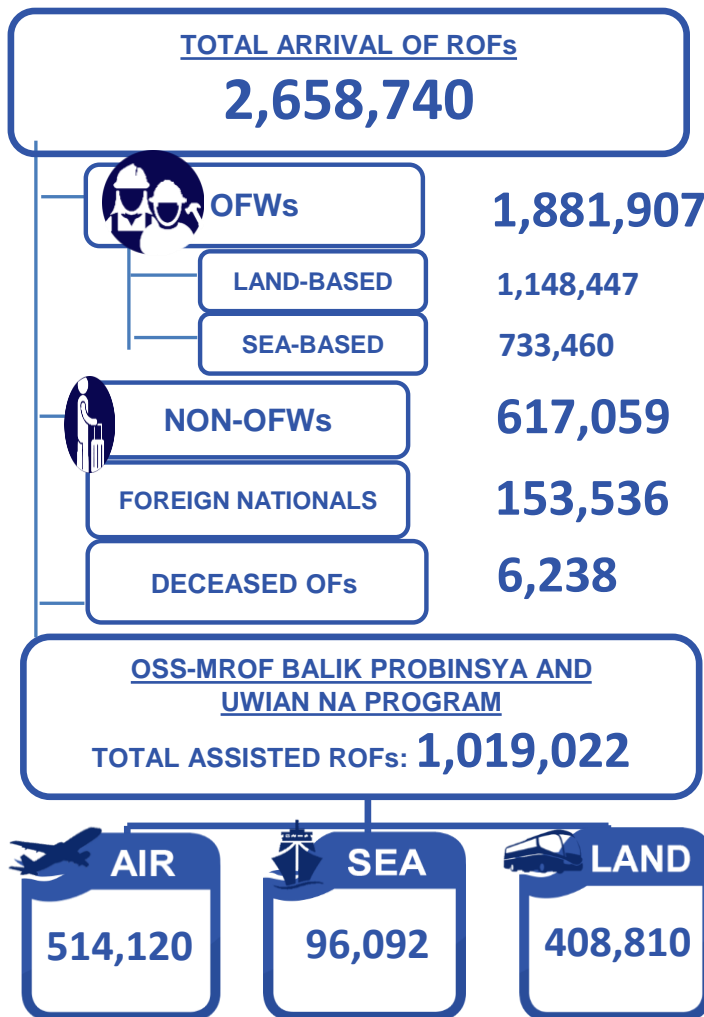
Approved by:


DIRECTOR BERNARDO RAFAELITO R ALEJANDRO IV, CESO IV, MNSA
 Head, Task Group Resource Management and Logistics



Task Group on Management of Returning Overseas Filipinos

Summary Report
 09 April 2022




OWWA COVID-19 RELATED ASSISTANCE TO OFWs

RETURNED TO HOME REGIONS : 802,538
 OFW KALINGA : 829,067

TOTAL NO. OF RETURNING FILIPINOS FROM SABAH
 (As of 22 May 2021)

3,289

HEALTH STATUS of ROFs





Republic of the Philippines
INTER-AGENCY TASK FORCE
FOR THE MANAGEMENT OF EMERGING INFECTIOUS DISEASE
NATIONAL TASK FORCE AGAINST COVID-19



Task Group on Management of Returning Overseas Filipinos

TG-MROF Daily Operational Report as of 09 April 2022

ARRIVALS

ROFs	TOTAL ARRIVAL ON AIRPORTS: 2,577,866															GRAND TOTAL ARRIVAL OF ROFs	
	NINYO AQUINO INTERNATIONAL AIRPORT						CLARK INTERNATIONAL AIRPORT		MACTAN-CEBU INTERNATIONAL AIRPORT		LAOAG AIRPORT	DAVAO AIRPORT	SUBIC AIRPORT	BOHOL-PANGLAO AIRPORT			
	Terminal 1 (23 April 2020 - 08 April 2022)		Terminal 2 (23 April 2020 - 08 April 2022)		Terminal 3 (08 July 2020 - 08 April 2022)		(05 June 2020 - 08 April 2022)		(28 June 2020 - 08 April 2022)		(18 June - 08 April 2022)	(27 June - 08 April 2022)	(18 June - 08 April 2022)	(Nov. 18 - 08 April 2022)			
	Now	Cumulative	Now	Cumulative	Now	Cumulative	Now	Cumulative	Now	Cumulative	Cumulative	Cumulative	Cumulative	Cumulative			
SUBTOTAL	2,388	634,802	3,890	770,006	4,747	644,793	840	262,725	448	221,436	405	20,672	22,808	219	14,001	2,658,740	
OFWs	1,071	503,975	845	440,200	2,241	433,705	501	228,291	154	164,204	381	14,839	21,511	219	5,075	1,881,907	
Land-based	996	387,699	766	263,704	1,971	259,063	435	130,783	128	72,740	352	13,916	20,036	154	4,296	1,148,447	
Sea-based	75	116,276	79	176,496	270	174,642	66	97,508	26	91,464	29	923	1,475	11	779	733,460	
NON-OFWs	212	99,724	1,047	284,083	706	153,174	84	27,759	82	46,496	24	4,448	1,297	54	2,131	617,059	
Foreign Nationals	1,105	31,103	1,998	45,723	1,800	57,914	255	6,675	212	10,736	0	1,385	0	0	6,755	153,536	
Deceased OFs	40	6,238													40	6,238	

ROFs	TOTAL ARRIVAL ON SEAPORTS: 74,636													
	MANILA		CEBU		SUBIC		BATAAN		TAWI-TAWI/ ZAMBOANGA		DAVAO		BATANGAS	
	Now	Cumulative	Now	Cumulative	Now	Cumulative	Now	Cumulative	Now	Cumulative	Now	Cumulative	Now	Cumulative
SUBTOTAL	88	67,131	5	1,085	41	1,385	2	1,331	0	3,289	0	98	127	317
OFWs	88	67,131	5	1,085	41	1,385	2	1,331	0	3,289	0	98	127	317
Sea-based	88	67,131	5	1,085	41	1,385	2	1,331	0	3,289	0	98	127	317

Sources: 1) OSS Report dated 08 April 2022, 2) BOO Report No. 689 dated 09 April 2022, 3) BOO Human Remains Report No. 631 dated 09 April 2022, and 4) OCD BARM Report dated 22 May 2023

QUARANTINE

ROFs IN TREATMENT AND MONITORING FACILITIES								
No. of QFs	Confirmed Positive		Admitted		Recovered		Deaths	
	Now	Cumulative	Now	Cumulative	Now	Cumulative	Now	Cumulative
11	11	32,379	0	45	21	32,284	0	29

Source: 1) BOO Report No. 689 dated 09 April 2022. (Note: Figures from previous reports may differ due to data verification process.)

OSS-MROF BALIK PROBINSYA & UWIAN NA PROGRAM
(May 25, 2020 - February 25, 2022)

ROFs ASSISTED THRU THEIR DESTINATION	MODE OF TRANSPORTATION			GRAND TOTAL
	Air (NAIA T2)	Land (PITX)	Sea (N. Harbor)	
	Cumulative	Cumulative	Cumulative	
	514,120	408,810	96,092	1,019,022

Sources: 1) OSS Report as of 08 April 2022, 2) PITX Report (Uwian Na Program) dated 09 April 2022 and "DOTr (Hald Tubog Program) Report dated 14 May 2021. *Data starting from June 2 includes LSI and APCR.
(Note: Figures from previous reports may differ due to data verification process.)

RETURNING FILIPINOS FROM SABAH

TOTAL NO. OF RETURNING FILIPINOS FROM SABAH:		3,289
First Batch	July 5, 2020	395
Second Batch	July 29, 2020	394
Third Batch	August 13, 2020	400
Fourth Batch	August 28, 2020	379
Fifth Batch	September 24, 2020	400
Sixth Batch	November 12, 2020	151
Seventh Batch	December 13-20, 2020	Failed deportation due to force majeure
Eighth Batch	March 7, 2021	316
Ninth Batch	April 17, 2021	358
Tenth Batch	May 22, 2021	496

As of June 21, 2021, **4,683** remaining Filipinos are still in Sabah for transfer.

Source: 1) OCD BARM Report dated 22 May 2021. (Note: Figures from previous reports may differ due to data verification process.)

OWWA COVID-19 RELATED ASSISTANCE TO OFWs
(March 2020 - November 2021)

Returned to Home Regions	802,538
OFW Kalinga	829,067

Source: 1) OWWA Monitoring Report dated November 2021.

REMAINS OF DECEASED OFs

COUNTRY OF ORIGIN	CAUSE OF DEATH	
	COUNTRY	CAUSE OF DEATH
TOTAL	40	6,238
Saudi Arabia	0	798
USA	0	287
United Arab Emirates	0	149
Qatar	0	67
Kuwait	0	51
Others	40	4,886

Source: 1) BOO Human Remains Report No. 631 dated 08 April 2022.
(Note: Figures from previous reports may differ due to data verification process.)

Prepared by:

SGD
MS. SHARMAIN B. TUYAY
Technical Support

Reviewed by:

SGD
MR. MARVIN T. MANZANO, MDRM
Civil Defense Officer III

Approved by:

SGD
MS. SUSANA E. QUIAMBAO
Chief, Response and Operational Coordination Division

Republic of the Philippines
Inter-Agency Task Force
FOR THE MANAGEMENT OF EMERGENCY INFECTIOUS DISEASE
NATIONAL TASK FORCE COVID-19
Task Group on Management of Returning Overseas Filipinos

NARRATIVE REPORT
09 April 2022

ACTIONS TAKEN: Management of Returning Overseas Filipinos (MROF)

The Task Group on Management of Returning Overseas Filipinos (TG-MROF) was created by the National Incident Command-National Task Force COVID 19 to solely cater to the medical and social needs of Returning Overseas Filipinos (ROFs). The TG-MROF in coordination with various government agencies, private entities, and other task groups created to respond with the prevailing crisis, regional task units, and local government agencies that are task to facilitate the safe return of the ROFs back to their home provinces.

Members: DND, DOTr, DOLE, DILG, DFA, DOT, DSWD, DOH, OCD, OWWA, BOQ, CAAP, MARINA, PCG, PNP and AFP

ARRIVALS: As of 08 April 2022, a total of 2,658,740 **Returning Overseas Filipinos (ROFs)** arrived at the NAIA Terminals 1, 2, and 3, Clark International Airport, Mactan-Cebu International Airport, Laoag International Airport, South Harbor, Subic, Bataan, Zamboanga, and Batangas Port. Of which, a total of 1,881,907 are **OFWs** (1,148,447 are **land-based** and 733,460 are **sea-based**) and 617,059 are **non-OFWs** including 153,536 **Foreign Nationals**.

A total of 6,238 **deceased ROFs** had arrived in the country from 07 July 2020 – 09 April 2022. Of which, 634 died due to COVID-19.

QUARANTINE: As of 08 April 2022, a total of 32,379 ROFs were confirmed positive with COVID-19. Of which, 45 are admitted at 11 quarantine facilities, 32,284 were able to recover and 29 died.

OSS-MROF BALIK PROBINSYA AND UWIAN NA PROGRAM: As of 03 April 2022, a total of 1,019,022 ROFs were assisted back to their home provinces. Of which, 408,810 were assisted by land, 514,120 by air, and 96,092 by sea

OWWA COVID-19 RELATED ASSISTANCE TO OFWs: From March 2020 to 10 October, 2021, a total of 829,067 OFWs were assisted by OWWA on their “Returned to Home Regions” program and 801,037 OFWs are also assisted through “OFW Kalinga” program.

RETURNING FILIPINOS (REFs) from SABAH: As of 22 May 2021, a total of 3,289 REFs from Sabah had arrived in the country. While as of 21 June 2021, a total of 4,683 remaining Filipinos are still in Sabah for transfer.

Prepared by:

SGD
SHARMAIN B. TUYAY
Technical Support

Reviewed by:

SGD
MR. MARVIN T. MANZANO
Civil Defense Officer III

Approved by:

SGD
MS. SUSANA QUIAMBAO
Chief, Response and Operational Coordination Division