



NATIONAL TASK FORCE  
CORONAVIRUS DISEASE-2019  
SITUATIONAL REPORT NO. **763**

Issued on 1200H, 04 May 2022

Report Coverage: 03 May 2022

---

## GLOBAL SITUATION

The summary of total cases worldwide, countries and territories affected:



Source: WHO Global Data as of 03 May 2022

## PHILIPPINE SITUATION

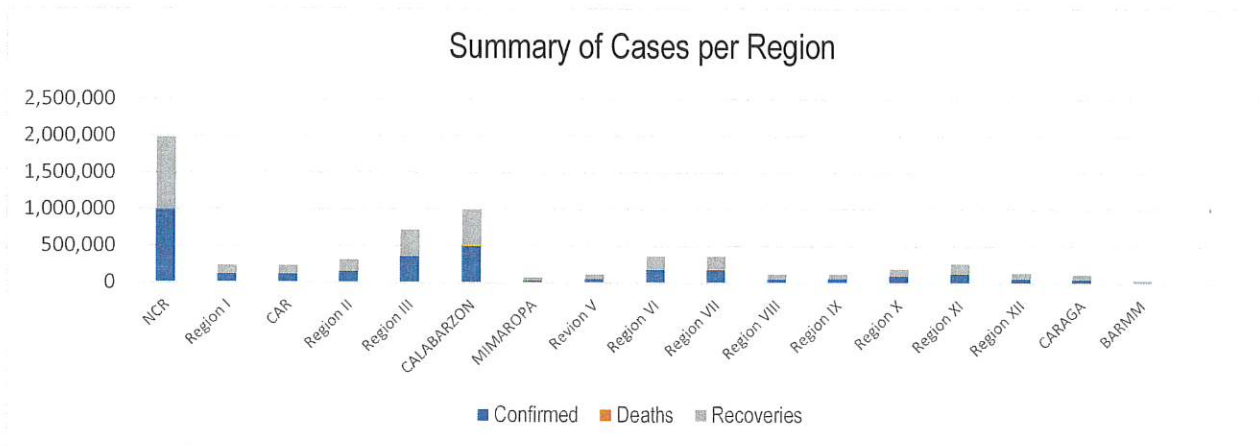
The summary of total cases, active cases, deaths and recoveries in the Philippines are as follows:

	TOTAL	NEW	remarks
Total Cases	<b>3,686,375</b>	+159	
Active Cases	<b>4,692</b>		<b>0.13%</b> Positivity Rate
Deaths	<b>60,439</b>	+29	<b>1.6%</b> Case Fatality Rate
Recoveries	<b>3,621,244</b>	+875	<b>98.2%</b> Case Recovery Rate

Source: COVID-19 Tracker as of 04 May 2022 (<https://doh.gov.ph/covid19tracker>)

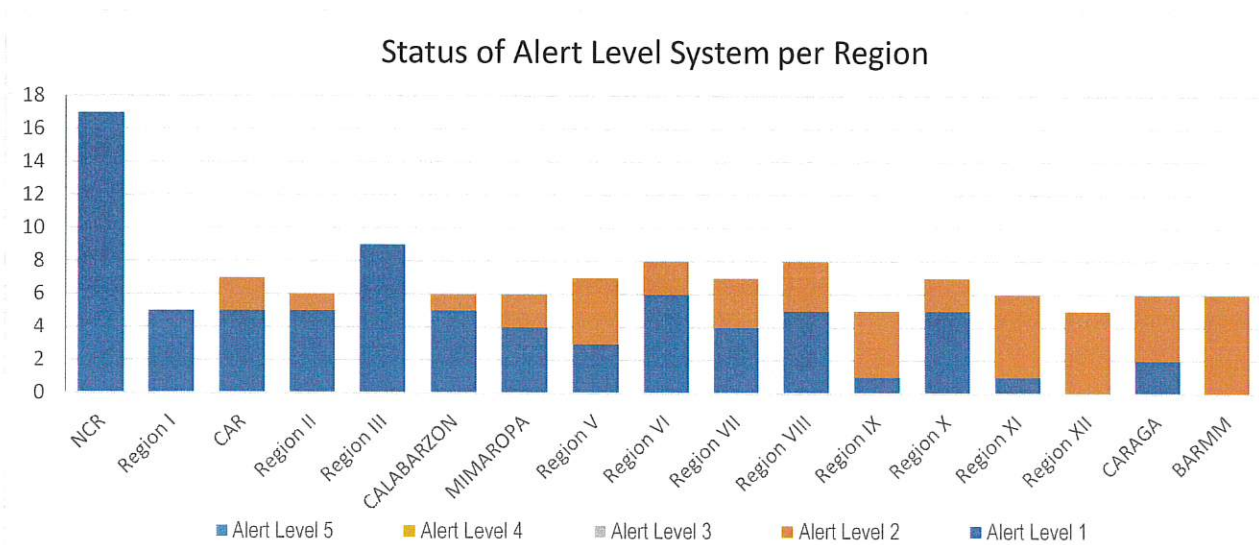
# CASES PER REGION

The summary of total cases, active cases, deaths and recoveries per Region are as follows:




# STATUS OF ALERT LEVEL SYSTEMS

The summary of Alert Level System as declared by the Interagency Task Force is as follows:



Source: IATF Resolution No. 167-A, s. 2022

**For the Chairperson, NDRRMC:**

  
**UNDERSECRETARY RICARDO B JALAD**  
 Executive Director, NDRRMC and  
 Administrator, OCD

**REFERENCES:** Reports from  
 World Health Organization  
 Office of Civil Defense  
 Department of Health

**NOTE:**  
 Other reports are available upon request



Republic of the Philippines  
 INTER-AGENCY TASK FORCE  
 FOR THE MANAGEMENT OF EMERGING INFECTIOUS DISEASE  
 NATIONAL TASK FORCE - COVID-19  
**TASK GROUP RESOURCE MANAGEMENT AND LOGISTICS**



**Situation Report**  
 As of 03 May 2022

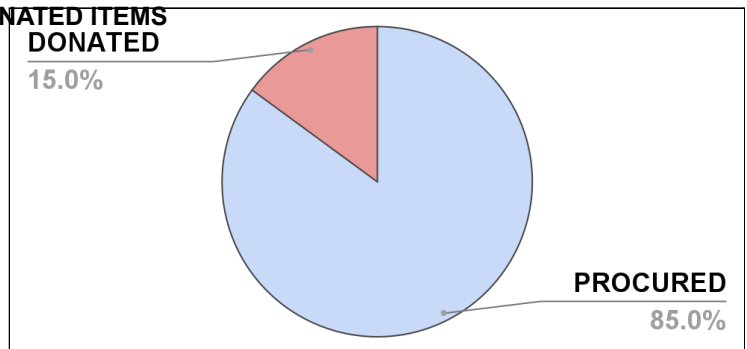
- I. DOH-OCD DISTRIBUTION OF SUPPLIES
- II.

PARTICULARS	DISPATCHED (PROCURED)	DISPATCHED (DONATED)	DISPATCHED (TOTAL)
Protective Gown	5,509,879	181,635	5,691,514
Protective Suit (Clothing)	5,969,794	213,305	6,183,099
Masks (Surgical)	23,357,079	8,417,576	31,774,655
Head Cover	5,952,274	35,250	5,987,524
Shoe Cover	6,321,149	82,770	6,403,919
Gloves (Surgical)	14,307,812	1,175,900	15,483,712
Goggles	1,050,811	284,498	1,335,309
Masks (N95)	6,224,329	432,025	6,656,354
Masks (KN95)	2,986,742	793,648	3,780,390
Face Shield	4,797,169	468,727	5,265,896
Non-Invasive Ventilator	0	30	30
Alcohol (500ml)	12,608	46,832	59,440

Most distributed medical supply (Procured)	Surgical Mask (23,357,079) pieces
Most distributed medical supply (Donated)	Surgical Mask (8,417,576) pieces
Average Dispatch Percentage (Combined)	96.59%

III. SUMMARY OF PROCURED AND DONATED ITEMS

Total Items Dispatched	114,622,007 individual pieces
Total Procured Items Dispatched	97,467,814 individual pieces
Total Donated Items Dispatched	17,154,193 individual pieces



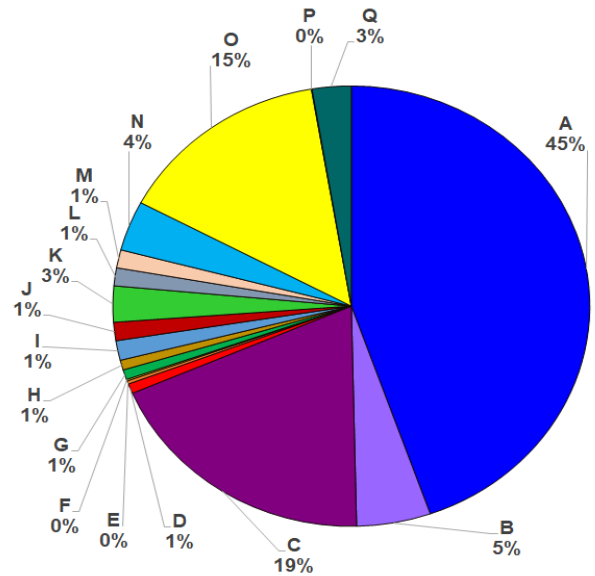
IV. STATUS OF PROCURED COVID-19 ANTIGEN KITS

BATCH	TOTAL PROCURED	TOTAL DISPATCHED	BALANCE
BATCH 1 (ABBOTT)	500,000	500,000	0
		100.00%	0.00%
BATCH 2 (SD BIOSENSOR)	50,000	50,000	0
		100.00%	0.00%
BATCH 3 (RAPIGEN)	15,500	15,500	0
		100.00%	0.00%

V. DONATIONS MONITORING (as of 20 April 2021)

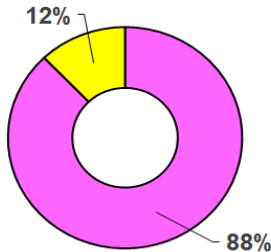
A. Financial Donations Received by OCD

A	AFP	P 16,901,934.27
B	ANONYMOUS	P 1,903,100.00
C	BJMP	P 7,151,337.94
D	DBM	P 273,170.00
E	DENR	P 88,500.00
F	DILG	P 45,000.00
G	DOE	P 273,165.10
H	DOJ	P 273,165.00
I	MALACAÑANG	P 546,330.20
J	MMDA	P 510,000.00
K	NICA	P 1,000,000.00
L	NSC	P 500,000.00
M	OCD	P 499,700.00
N	PHILIPPINE MARINE	P 1,390,350.00
O	PHILIPPINE NAVY	P 5,506,950.00
P	PRIVATE DONATIONS	P 15,000.00
Q	TRANSGLOBAL CONSOLIDATIONS	P 1,000,000.00



**DOMESTIC CASH DONATIONS RECEIVED BY OCD**  
**PHP 37,877,702.51**

B. Summary of Utilization for Cash Donations (as of 20 April 2021)



Total Cash Donations Received by OCD	Php 37,877,702.51
Cash Donations Utilized	Php 33,279,155.13
Funds Available	Php 4,583,547.38

C. Donations Summary

	DOMESTIC DONATION	INTERNATIONAL DONATION	GRAND TOTAL
MEDICAL SUPPLIES AND EQUIPMENT	8743	561	9304
WATER AND FOOD ITEMS	1990	4	1994
NON-FOOD ITEMS	1404	32	1436
SERVICES	165	6	171
CASH	166	-	166
VARIOUS DONATIONS	137	24	161
OTHERS	37	-	37
VACCINES	12	8	20
RENTALS	3	-	3
<b>Total</b>	<b>12657</b>	<b>635</b>	<b>13292</b>

Prepared by:

JAROLD D. MATIAS  
Duty Staff

Reviewed by

JOSE ANGELO A MANGAOANG  
Officer-on-duty

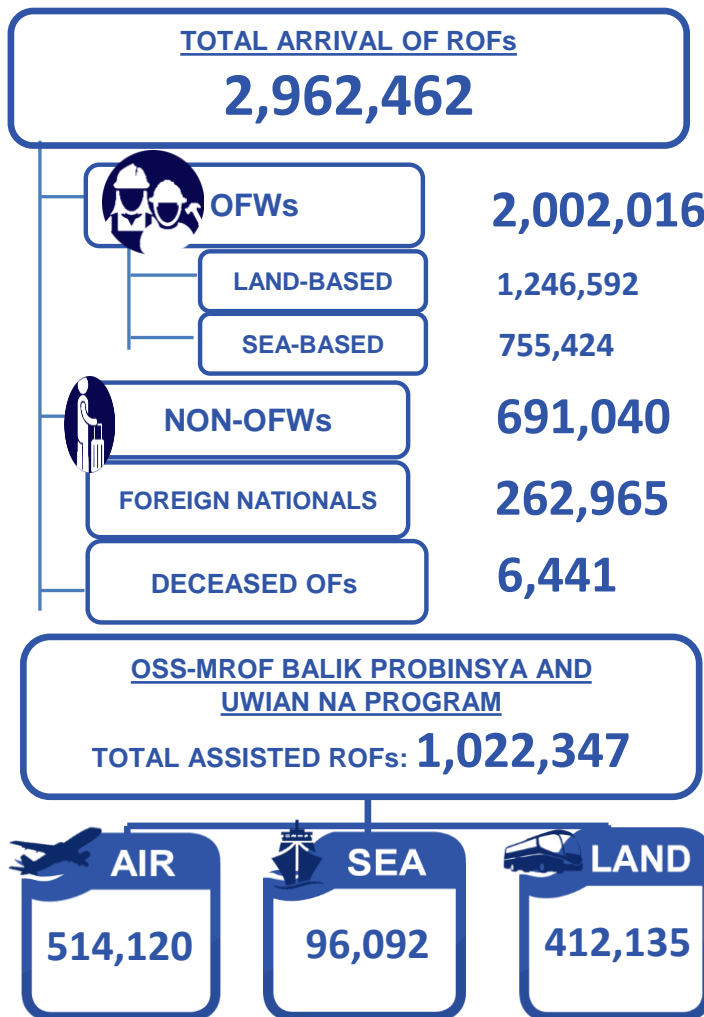
Approved by:

DIRECTOR BERNARDO RAFAELITO R ALEJANDRO IV, CESO IV, MNSA  
Head, Task Group Resource Management and Logistics



## Task Group on Management of Returning Overseas Filipinos

Summary Report  
 03 May 2022




**OWWA COVID-19 RELATED ASSISTANCE TO OFWs**

RETURNED TO HOME REGIONS : 802,538  
 OFW KALINGA : 829,067

**TOTAL NO. OF RETURNING FILIPINOS FROM SABAH**  
 (As of 22 May 2021)

**3,289**

**HEALTH STATUS of ROFs**





Republic of the Philippines  
INTER-AGENCY TASK FORCE  
FOR THE MANAGEMENT OF EMERGING INFECTIOUS DISEASE  
NATIONAL TASK FORCE AGAINST COVID-19



Task Group on Management of Returning Overseas Filipinos

TG-MROF Daily Operational Report as of 03 May 2022

ARRIVALS

ROFs	TOTAL ARRIVAL ON AIRPORTS: 2,881,906															GRAND TOTAL ARRIVAL OF ROFs	
	NINOY AQUINO INTERNATIONAL AIRPORT						CLARK INTERNATIONAL AIRPORT		MACTAN-CEBU INTERNATIONAL AIRPORT		LAOAG AIRPORT	DAVAO AIRPORT	SUBIC AIRPORT	BOHOL-PANGLAO AIRPORT			
	Terminal 1 (23 April 2020 - 02 May 2022)		Terminal 2 (23 April 2020 - 02 May 2022)		Terminal 3 (08 July 2020 - 02 May 2022)		(05 June 2020 - 02 May 2022)		(28 June 2020 - 02 May 2022)		(18 June - 02 May 2022)	(27 June - 302 May 2022)	(18 June - 02 May 2022)	(Nov. 18 - 02 May 2022)			
	Now	Cumulative	Now	Cumulative	Now	Cumulative	Now	Cumulative	Now	Cumulative	Cumulative	Cumulative	Cumulative	Cumulative			
<b>SUBTOTAL</b>	<b>3,090</b>	<b>701,791</b>	<b>3,218</b>	<b>848,645</b>	<b>5,369</b>	<b>770,207</b>	<b>681</b>	<b>280,222</b>	<b>432</b>	<b>234,741</b>	<b>405</b>	<b>22,868</b>	<b>22,808</b>	<b>219</b>	<b>15,109</b>	<b>2,962,462</b>	
<b>OFWs</b>	1,775	536,129	710	456,653	2,617	490,357	504	238,764	213	168,380	381	15,561	21,511	219	5,843	2,002,016	
<b>Land-based</b>	1,699	417,285	463	275,631	1,925	302,553	468	139,924	161	76,035	352	14,622	20,036	154	4,716	1,246,592	
<b>Sea-based</b>	76	118,844	247	181,022	692	187,804	36	98,840	52	92,345	29	939	1,475	11	1,127	755,424	
<b>NON-OFWs</b>	396	112,444	1,140	311,767	1,147	181,274	74	29,970	80	49,179	24	5,031	1,297	54	2,837	691,040	
<b>Foreign Nationals</b>	919	53,218	1,368	80,225	1,605	98,576	103	11,488	139	17,182	0	2,276	0	0	6,410	262,965	
<b>Deceased OFs</b>	19	6,441													19	6,441	

ROFs	TOTAL ARRIVAL ON SEAPORTS: 74,115													
	MANILA		CEBU		SUBIC		BATAAN		TAWI-TAWI/ZAMBOANGA		DAVAO		BATANGAS	
	Now	Cumulative	Now	Cumulative	Now	Cumulative	Now	Cumulative	Now	Cumulative	Now	Cumulative	Now	Cumulative
<b>SUBTOTAL</b>	2	67,780	0	1,124	13	1,460	0	0	0	3,289	9	145	0	317
<b>OFWs</b>	2	67,780	0	1,124	13	1,460	0	0	0	3,289	9	145	0	317
<b>Sea-based</b>	2	67,780	0	1,124	13	1,460	0	1,372	0	3,289	9	145	0	317

Sources: 1) OSS Report dated 02 May 2022, 2) BOO Report No. 713 dated 03 May 2022, 3) BOO Human Remains Report No. 656 dated 03 May 2022, and 4) OCD BARM Report dated 22 May 2021.

QUARANTINE

ROFs IN TREATMENT AND MONITORING FACILITIES								
No. of QFs	Confirmed Positive		Admitted		Recovered		Deaths	
	Now	Cumulative	Now	Cumulative	Now	Cumulative	Now	Cumulative
11	5	32,537	0	68	8	32,449	0	29

Sources: 1) BOO Report No. 713 dated 03 May 2022. (Note: Figures from previous reports may differ due to data verification process.)

OWWA COVID-19 RELATED ASSISTANCE TO OFWs (March 2020 - November 2021)

Returned to Home Regions	802,538
OFW Kalinga	829,067

Source: 1) OWWA Monitoring Report dated November 2021.

OSS-MROF BALIK PROBINSYA & UWIAN NA PROGRAM (May 25, 2020 - April 18, 2022)

ROFs ASSISTED THRU THEIR DESTINATION	MODE OF TRANSPORTATION			GRAND TOTAL
	Air (NAIA T2)	Land (PITX)	Sea (N. Harbor)	
	Cumulative	Cumulative	Cumulative	
	514,120	412,135	96,092	1,022,347

Sources: 1) OSS Report as of 02 May 2022, 2) PITX Report (Uwian Na Program) dated 03 May 2022 and "DOTI (Haitid Tulong Program) Report dated 14 May 2021. \*Data starting from June 2 includes LSI and APOR. (Note: Figures from previous reports may differ due to data verification process.)

REMAINS OF DECEASED OFs

COUNTRY	COUNTRY OF ORIGIN		CAUSE OF DEATH	
	NOW	CUMULATIVE	CUMULATIVE	
<b>TOTAL</b>	19	6,441		6,441
Saudi Arabia	0	798	COVID-19	640
USA	0	287		
United Arab Emirates	0	149	NON COVID-19	5,801
Qatar	0	67		
Kuwait	0	51		
Others	19	5,089		

Source: 1) BOO Human Remains Report No. 654 dated 01 May 2022. (Note: Figures from previous reports may differ due to data verification process.)

RETURNING FILIPINOS FROM SABAH

TOTAL NO. OF RETURNING FILIPINOS FROM SABAH:		3,289
First Batch	July 5, 2020	395
Second Batch	July 29, 2020	394
Third Batch	August 13, 2020	400
Fourth Batch	August 28, 2020	379
Fifth Batch	September 24, 2020	400
Sixth Batch	November 12, 2020	151
Seventh Batch	December 13-20, 2020	Failed deportation due to force majeure
Eighth Batch	March 7, 2021	316
Ninth Batch	April 17, 2021	358
Tenth Batch	May 22, 2021	496
As of June 21, 2021, 4,683 remaining Filipinos are still in Sabah for transfer.		

Source: 1) OCD BARM Report dated 22 May 2021. (Note: Figures from previous reports may differ due to data verification process.)

Prepared by:	Reviewed by:	Approved by:
SGD SHARMAIN B. TUYAY Technical Support	SGD MR. MARVIN T. MANZANO, MDRM Civil Defense Officer III	SGD MS. SUSANA E. QUIAMBAO Chief, Response and Operational Coordination Division

Republic of the Philippines  
Inter-Agency Task Force  
FOR THE MANAGEMENT OF EMERGENCY INFECTIOUS DISEASE  
NATIONAL TASK FORCE COVID-19  
**Task Group on Management of Returning Overseas Filipinos**

**NARRATIVE REPORT**  
**03 May 2022**

---

ACTIONS TAKEN: Management of Returning Overseas Filipinos (MROF)

The Task Group on Management of Returning Overseas Filipinos (TG-MROF) was created by the National Incident Command-National Task Force COVID 19 to solely cater to the medical and social needs of Returning Overseas Filipinos (ROFs). The TG-MROF in coordination with various government agencies, private entities, and other task groups created to respond with the prevailing crisis, regional task units, and local government agencies that are task to facilitate the safe return of the ROFs back to their home provinces.

**Members:** DND, DOTr, DOLE, DILG, DFA, DOT, DSWD, DOH, OCD, OWWA, BOQ, CAAP, MARINA, PCG, PNP and AFP

**ARRIVALS:** As of 02 May 2022, a total of 2,962,462 Returning Overseas Filipinos (ROFs) arrived at the NAIA Terminals 1, 2, and 3, Clark International Airport, Mactan-Cebu International Airport, Laoag International Airport, South Harbor, Subic, Bataan, Zamboanga, and Batangas Port. Of which, a total of 2,002,016 are OFWs (1,246,592 are land-based and 755,424 are sea-based) and 691,040 are non-OFWs including 262,965 Foreign Nationals.

A total of 6,441 deceased ROFs had arrived in the country from 07 July 2020 – 03 May 2022. Of which, 640 died due to COVID-19.

**QUARANTINE:** As of 03 May 2022, a total of 32,537 ROFs were confirmed positive with COVID-19. Of which, 68 are admitted at 11 quarantine facilities, 32,449 were able to recover and 29 died.

**OSS-MROF BALIK PROBINSYA AND UWIAN NA PROGRAM:** As of 18 April 2022, a total of 1,022,347 ROFs were assisted back to their home provinces. Of which, 412,135 were assisted by land, 514,120 by air, and 96,092 by sea.

**OWWA COVID-19 RELATED ASSISTANCE TO OFWs:** From March 2020 to 10 October, 2021, a total of 829,067 OFWs were assisted by OWWA on their “Returned to Home Regions” program and 801,037 OFWs are also assisted through “OFW Kalinga” program.

**RETURNING FILIPINOS (REFs) from SABAH:** As of 22 May 2021, a total of 3,289 REFs from Sabah had arrived in the country. While as of 21 June 2021, a total of 4,683 remaining Filipinos are still in Sabah for transfer.

Prepared by:

**SGD**  
**SHARMAIN B. TUYAY**  
Technical Support

Reviewed by:

**SGD**  
**MR. MARVIN T. MANZANO**  
Civil Defense Officer III

Approved by:

**SGD**  
**MS. SUSANA QUIAMBAO**  
Chief, Response and Operational Coordination Division