



NATIONAL TASK FORCE
CORONAVIRUS DISEASE-2019
SITUATIONAL REPORT NO. **767**

Issued on 1200H, **08 May 2022**

Report Coverage: **07 May 2022**

GLOBAL SITUATION

The summary of total cases worldwide, countries and territories affected:

513,955,910

Total Cases Worldwide

231

Countries and Territories Affected

Source: WHO Global Data as of 06 May 2022

PHILIPPINE SITUATION

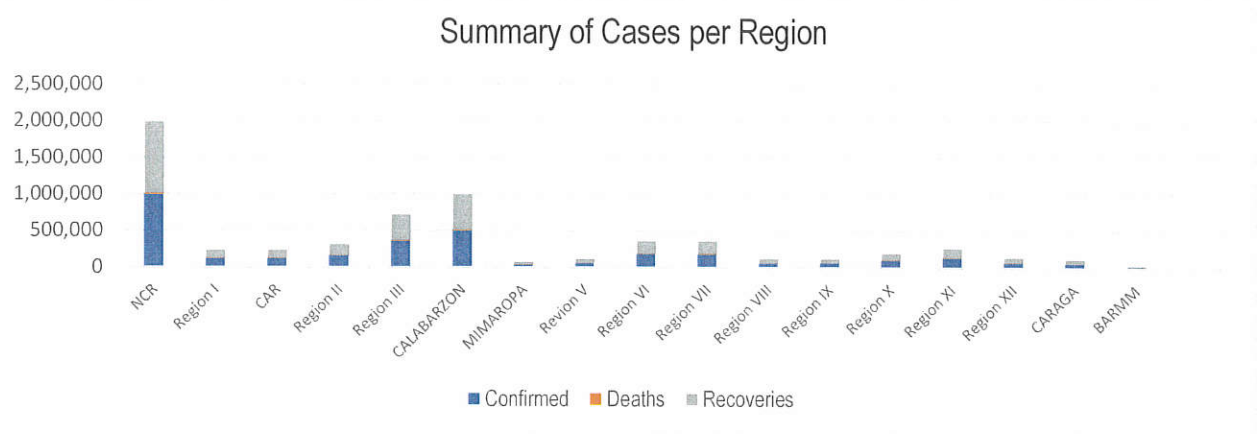
The summary of total cases, active cases, deaths and recoveries in the Philippines are as follows:

	<i>TOTAL</i>	<i>NEW</i>	<i>remarks</i>
Total Cases	3,687,018	+150	
Active Cases	4,106		0.11% Positivity Rate
Deaths	60,439	0	1.6% Case Fatality Rate
Recoveries	3,622,473	+349	98.2% Case Recovery Rate

Source: COVID-19 Tracker as of 08 May 2022 (<https://doh.gov.ph/covid19tracker>)

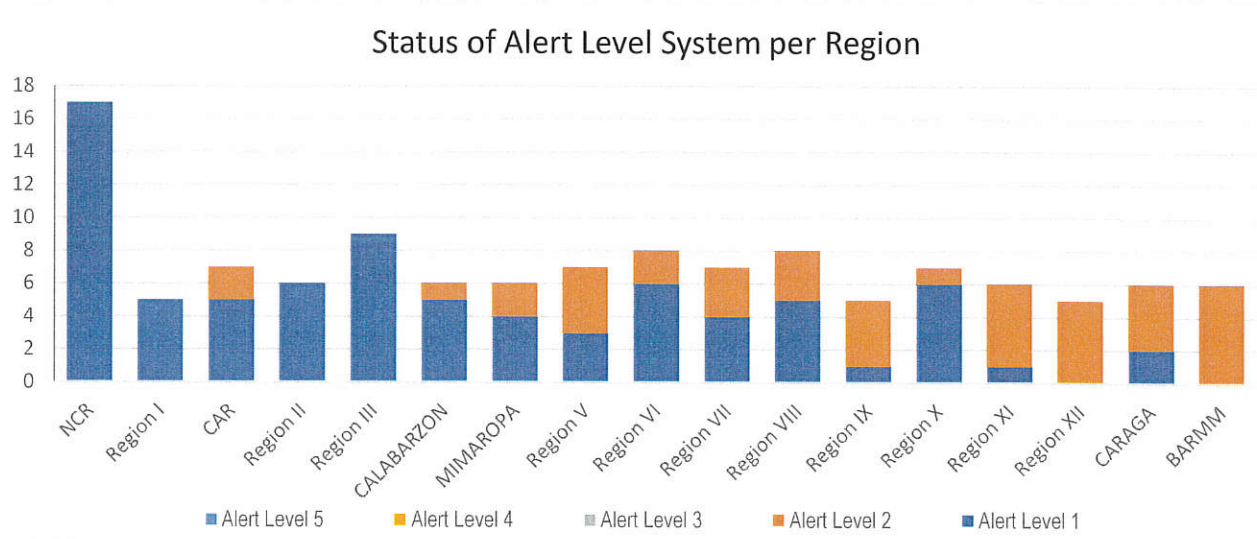
CASES PER REGION

The summary of total cases, active cases, deaths and recoveries per Region are as follows:



STATUS OF ALERT LEVEL SYSTEMS

The summary of Alert Level System as declared by the Interagency Task Force is as follows:



Source: IATF Resolution No. 167-A and 167-C, s. 2022

For the Chairperson, NDRRMC:

UNDERSECRETARY RICARDO B JALAD
Executive Director, NDRRMC and
Administrator, OCD

REFERENCES: Reports from
World Health Organization
Office of Civil Defense
Department of Health

NOTE:
Other reports are available upon request



Republic of the Philippines
INTER-AGENCY TASK FORCE
FOR THE MANAGEMENT OF EMERGING INFECTIOUS DISEASE
NATIONAL TASK FORCE - COVID-19
TASK GROUP RESOURCE MANAGEMENT AND LOGISTICS



Situation Report
As of 07 May 2022

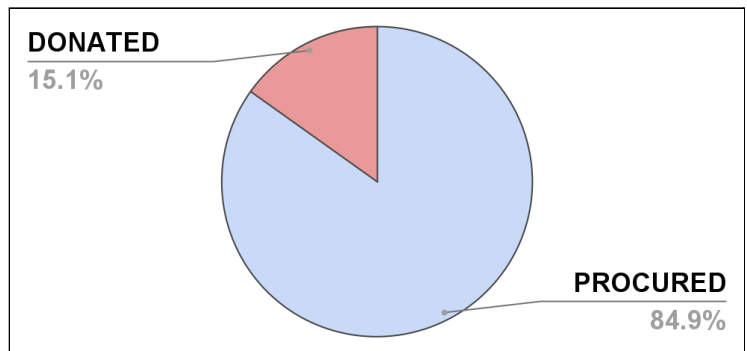
I. DOH-OCD DISTRIBUTION OF SUPPLIES

PARTICULARS	DISPATCHED (PROCURED)	DISPATCHED (DONATED)	DISPATCHED (TOTAL)
Protective Gown	5,509,879	181,635	5,691,514
Protective Suit (Clothing)	5,969,794	213,305	6,183,099
Masks (Surgical)	23,357,079	8,417,576	31,774,655
Head Cover	5,952,274	35,250	5,987,524
Shoe Cover	6,321,149	82,770	6,403,919
Gloves (Surgical)	14,307,812	1,175,900	15,483,712
Goggles	1,050,811	284,498	1,335,309
Masks (N95)	6,224,329	432,025	6,656,354
Masks (KN95)	2,986,742	793,648	3,780,390
Face Shield	4,797,169	468,727	5,265,896
Non-Invasive Ventilator	0	30	30
Alcohol (500ml)	12,608	46,832	59,440

Most distributed medical supply (Procured)	Surgical Mask (23,357,079) pieces
Most distributed medical supply (Donated)	Surgical Mask (8,417,576) pieces
Average Dispatch Percentage (Combined)	96.59%

II. SUMMARY OF PROCURED AND DONATED ITEMS

Total Items Dispatched	114,853,307 individual pieces
Total Procured Items Dispatched	97,467,814 individual pieces
Total Donated Items Dispatched	17,385,493 individual pieces



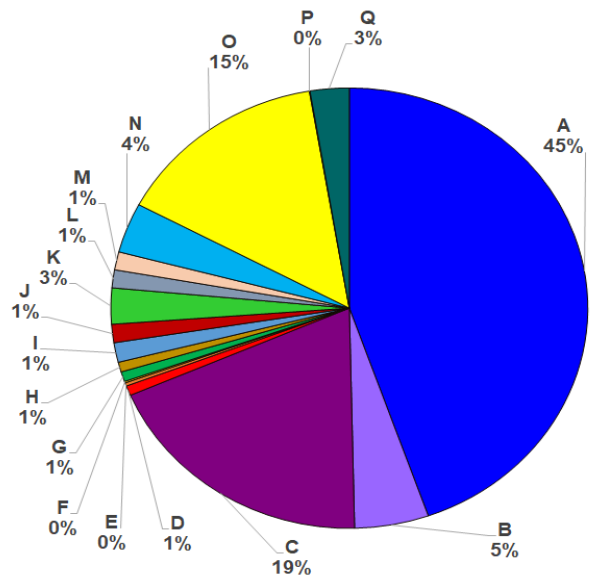
III. STATUS OF PROCURED COVID-19 ANTIGEN KITS

BATCH	TOTAL PROCURED	TOTAL DISPATCHED	BALANCE
BATCH 1 (ABBOTT)	500,000	500,000	0
		100.00%	0.00%
BATCH 2 (SD BIOSENSOR)	50,000	50,000	0
		100.00%	0.00%
BATCH 3 (RAPIGEN)	15,500	15,500	0
		100.00%	0.00%

IV. DONATIONS MONITORING (as of 20 April 2021)

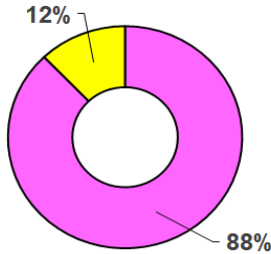
A. Financial Donations Received by OCD

A	AFP	P 16,901,934.27
B	ANONYMOUS	P 1,903,100.00
C	BJMP	P 7,151,337.94
D	DBM	P 273,170.00
E	DENR	P 88,500.00
F	DILG	P 45,000.00
G	DOE	P 273,165.10
H	DOJ	P 273,165.00
I	MALACAÑANG	P 546,330.20
J	MMDA	P 510,000.00
K	NICA	P 1,000,000.00
L	NSC	P 500,000.00
M	OCD	P 499,700.00
N	PHILIPPINE MARINE	P 1,390,350.00
O	PHILIPPINE NAVY	P 5,506,950.00
P	PRIVATE DONATIONS	P 15,000.00
Q	TRANSGLOBAL CONSOLIDATIONS	P 1,000,000.00



DOMESTIC CASH DONATIONS RECEIVED BY OCD
PHP 37,877,702.51

B. Summary of Utilization for Cash Donations (as of 20 April 2021)



Total Cash Donations Received by OCD	Php 37,877,702.51
Cash Donations Utilized	Php 33,279,155.13
Funds Available	Php 4,583,547.38

C. Donations Summary

	DOMESTIC DONATION	INTERNATIONAL DONATION	GRAND TOTAL
MEDICAL SUPPLIES AND EQUIPMENT	8743	561	9304
WATER AND FOOD ITEMS	1990	4	1994
NON-FOOD ITEMS	1404	32	1436
SERVICES	165	6	171
CASH	166	-	166
VARIOUS DONATIONS	137	24	161
OTHERS	37	-	37
VACCINES	12	8	20
RENTALS	3	-	3
Total	12657	635	13292

Prepared by:

JAROLD D. MATIAS
Duty Staff

Reviewed by

JOSE ANGELO A MANGAOANG
Officer-on-duty

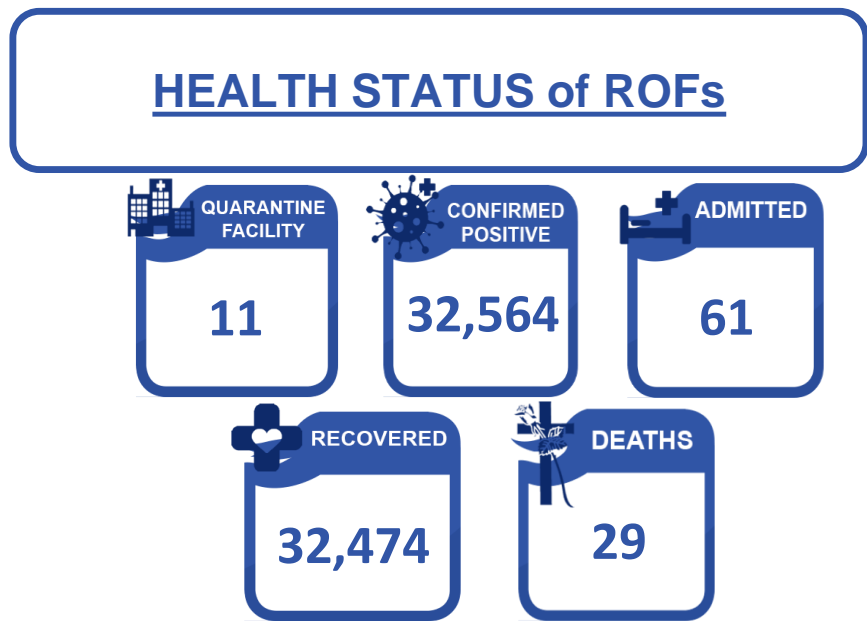
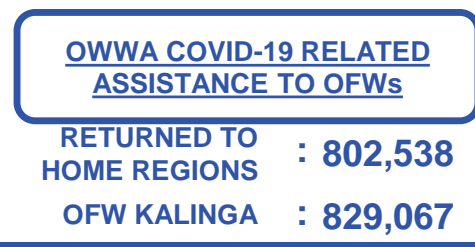
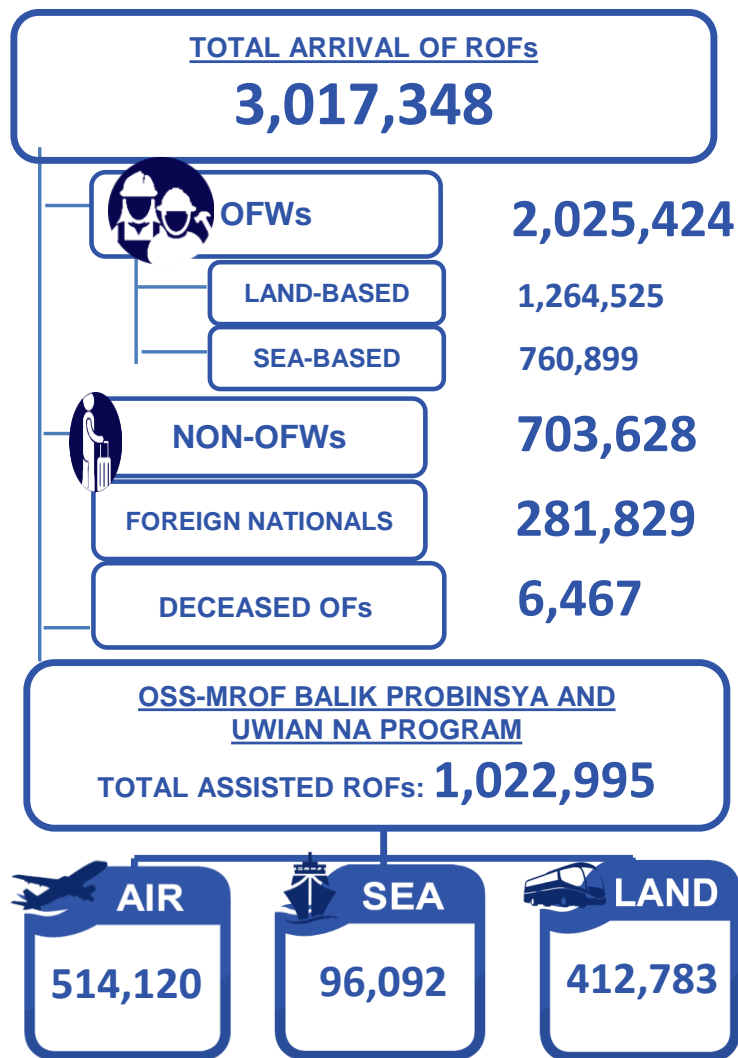
Approved by:

DIRECTOR BERNARDO RAFAELITO R ALEJANDRO IV, CESO IV, MNSA
Head, Task Group Resource Management and Logistics



Task Group on Management of Returning Overseas Filipinos

Summary Report
 07 May 2022





Republic of the Philippines
INTER-AGENCY TASK FORCE
FOR THE MANAGEMENT OF EMERGING INFECTIOUS DISEASE
NATIONAL TASK FORCE AGAINST COVID-19
Task Group on Management of Returning Overseas Filipinos



TG-MROF Daily Operational Report as of 07 May 2022

ARRIVALS

ROFs	TOTAL ARRIVAL ON AIRPORTS: 2,935,681														GRAND TOTAL ARRIVAL OF ROFs	
	NINYO AQUINO INTERNATIONAL AIRPORT						CLARK INTERNATIONAL AIRPORT		MACTAN-CEBU INTERNATIONAL AIRPORT		LAOAG AIRPORT	DAVAO AIRPORT	SUBIC AIRPORT	BOHOL-PANGLAO AIRPORT		
	Terminal 1 (23 April 2020 - 06 May 2022)		Terminal 2 (23 April 2020 - 06 May 2022)		Terminal 3 (08 July 2020 - 06 May 2022)		(05 June 2020 - 06 May 2022)		(28 June 2020 - 06 May 2022)		(18 June - 06 May 2022)	(27 June - 06 May 2022)	(18 June - 06 May 2022)	(Nov. 18 - 06 May 2022)		
	Now	Cumulative	Now	Cumulative	Now	Cumulative	Now	Cumulative	Now	Cumulative	Cumulative	Cumulative	Cumulative	Cumulative		
SUBTOTAL	3,338	714,754	3,742	860,853	5,839	792,888	698	283,253	557	237,201	405	23,300	22,808	219	16,820	3,017,348
OFWs	1,614	542,213	835	459,359	2,897	501,190	514	240,611	165	169,097	381	15,697	21,511	219	6,182	2,025,424
Land-based	1,484	422,970	595	277,324	2,237	310,770	465	141,546	132	76,617	352	14,756	20,036	154	4,913	1,264,525
Sea-based	130	119,243	240	182,035	660	190,420	49	99,065	33	92,480	29	941	1,475	11	1,269	760,899
NON-OFWs	481	114,772	1,213	315,871	1,304	186,445	92	30,335	96	49,676	24	5,154	1,297	54	3,186	703,628
Foreign Nationals	1,243	57,769	1,694	85,623	1,638	105,253	92	12,307	296	18,428	0	2,449	0	0	7,412	281,829
Deceased OFs	40	6,467													40	6,467

ROFs	TOTAL ARRIVAL ON SEAPORTS: 75,200													
	MANILA		CEBU		SUBIC		BATAAN		TAWI-TAWI ZAMBOANGA		DAVAO		BATANGAS	
	Now	Cumulative	Now	Cumulative	Now	Cumulative	Now	Cumulative	Now	Cumulative	Now	Cumulative	Now	Cumulative
SUBTOTAL	30	67,812	0	1,080	0	1,144	0	1,460	0	3,289	0	98	127	317
OFWs	30	67,812	0	1,080	0	1,144	0	1,460	0	3,289	0	98	127	317
Sea-based	30	67,812	0	1,080	0	1,144	0	1,460	0	3,289	0	98	127	317

Sources: 1) OSS Report dated 06 May 2022, 2) BOQ Report No. 718 dated 07 May 2022, 3) BOQ Human Remains Report No. 660 dated 07 May 2022, and 4) OCD BARM Report dated 22 May 2021.

QUARANTINE

No. of QFs	ROFs IN TREATMENT AND MONITORING FACILITIES							
	Confirmed Positive		Admitted		Recovered		Deaths	
	Now	Cumulative	Now	Cumulative	Now	Cumulative	Now	Cumulative
11	5	32,564	2	61	3	32,474	0	29

Source: 1) BOQ Report No. 718 dated 06 May 2022. (Note: Figures from previous reports may differ due to data verification process.)

**OSS-MROF BALIK PROBINSYA & UWIAN NA PROGRAM
(May 25, 2020 - February 25, 2022)**

ROFs ASSISTED THRU THEIR DESTINATION	MODE OF TRANSPORTATION			GRAND TOTAL
	Air (NAIA T2)	Land (PITX)	Sea (N. Harbor)	
	Cumulative	Cumulative	Cumulative	
	514,120	412,783	96,092	1,022,995

Sources: 1) OSS Report as of 06 May 2022, 2) PITX Report (Uwian Na Program) dated 07 May 2022 and "DOTr (Hatid Tulung Program) Report dated 14 May 2021. *Data starting from June 2, includes LSI and APOR.
(Note: Figures from previous reports may differ due to data verification process.)

RETURNING FILIPINOS FROM SABAH

TOTAL NO. OF RETURNING FILIPINOS FROM SABAH:		3,289
First Batch	July 5, 2020	395
Second Batch	July 29, 2020	394
Third Batch	August 13, 2020	400
Fourth Batch	August 28, 2020	379
Fifth Batch	September 24, 2020	400
Sixth Batch	November 12, 2020	151
Seventh Batch	December 13-20, 2020	Failed deportation due to force majeure
Eighth Batch	March 7, 2021	316
Ninth Batch	April 17, 2021	358
Tenth Batch	May 22, 2021	496

As of June 21, 2021, **4,683** remaining Filipinos are still in Sabah for transfer.

Source: 1) OCD BARM Report dated 22 May 2021. (Note: Figures from previous reports may differ due to data verification process.)

**OWWA COVID-19 RELATED ASSISTANCE TO OFWs
(March 2020 - November 2021)**

Returned to Home Regions	802,538
OFW Kalinga	829,067

Source: 1) OWWA Monitoring Report dated November 2021.

REMAINS OF DECEASED OFs

COUNTRY	COUNTRY OF ORIGIN		CAUSE OF DEATH	
	NOW	CUMULATIVE	NOW	CUMULATIVE
TOTAL	40	6,467		6,467
Saudi Arabia	0	798	COVID-19	640
USA	0	287		
United Arab Emirates	0	149	NON COVID-19	5,827
Qatar	0	67		
Kuwait	0	51		
Others	40	5,115		

Sources: 1) BOQ Human Remains Report No. 661 dated 07 May 2022.
(Note: Figures from previous reports may differ due to data verification process.)

Prepared by:	Reviewed by:	Approved by:
SGD MS. SHARMAIN B. TUYAY Technical Support	SGD MR. MARVIN T. MANZANO, MDRM Civil Defense Officer III	SGD MS. SUSANA E. QUIAMBAO Chief, Response and Operational Coordination Division

Republic of the Philippines
Inter-Agency Task Force
FOR THE MANAGEMENT OF EMERGENCY INFECTIOUS DISEASE
NATIONAL TASK FORCE COVID-19
Task Group on Management of Returning Overseas Filipinos

NARRATIVE REPORT
07 May 2022

ACTIONS TAKEN: Management of Returning Overseas Filipinos (MROF)

The Task Group on Management of Returning Overseas Filipinos (TG-MROF) was created by the National Incident Command-National Task Force COVID 19 to solely cater to the medical and social needs of Returning Overseas Filipinos (ROFs). The TG-MROF in coordination with various government agencies, private entities, and other task groups created to respond with the prevailing crisis, regional task units, and local government agencies that are task to facilitate the safe return of the ROFs back to their home provinces.

Members: DND, DOTr, DOLE, DILG, DFA, DOT, DSWD, DOH, OCD, OWWA, BOQ, CAAP, MARINA, PCG, PNP and AFP

ARRIVALS: As of 06 May 2022, a total of 3,017,348 **Returning Overseas Filipinos (ROFs)** arrived at the NAIA Terminals 1, 2, and 3, Clark International Airport, Mactan-Cebu International Airport, Laoag International Airport, South Harbor, Subic, Bataan, Zamboanga, and Batangas Port. Of which, a total of 2,025,424 are **OFWs** (1,264,525 are **land-based** and 760,899 are **sea-based**) and 703,628 are **non-OFWs** including 281,829 **Foreign Nationals**.

A total of 6,467 **deceased ROFs** had arrived in the country from 07 July 2020 – 04 May 2022. Of which, 634 died due to COVID-19.

QUARANTINE: As of 07 May 2022, a total of 32,564 ROFs were confirmed positive with COVID-19. Of which, 61 are admitted at 11 quarantine facilities, 32,474 were able to recover and 29 died.

OSS-MROF BALIK PROBINSYA AND UWIAN NA PROGRAM: As of 02 May 2022, a total of 1,022,995 ROFs were assisted back to their home provinces. Of which, 412,783 were assisted by land, 514,120 by air, and 96,092 by sea

OWWA COVID-19 RELATED ASSISTANCE TO OFWs: From March 2020 to 10 October, 2021, a total of 829,067 OFWs were assisted by OWWA on their “Returned to Home Regions” program and 801,037 OFWs are also assisted through “OFW Kalinga” program.

RETURNING FILIPINOS (REFs) from SABAH: As of 22 May 2021, a total of 3,289 REFs from Sabah had arrived in the country. While as of 21 June 2021, a total of 4,683 remaining Filipinos are still in Sabah for transfer.

Prepared by:

SGD
SHARMAIN B. TUYAY
Technical Support

Reviewed by:

SGD
MR. MARVIN T. MANZANO
Civil Defense Officer III

Approved by:

SGD
MS. SUSANA QUIAMBAO
Chief, Response and Operational Coordination Division