



REPUBLIC OF THE PHILIPPINES  
**NATIONAL DISASTER RISK REDUCTION AND MANAGEMENT COUNCIL**

National Disaster Risk Reduction and Management Center, Camp Aguinaldo, Quezon City, Philippines

NATIONAL TASK FORCE  
CORONAVIRUS DISEASE-2019  
SITUATIONAL REPORT NO. **775**

Issued on 1200H, 16 May 2022  
Report Coverage: 15 May 2022

---

## GLOBAL SITUATION

The summary of total cases worldwide, countries and territories affected:



Source: WHO Global Data as of 13 May 2022

## PHILIPPINE SITUATION

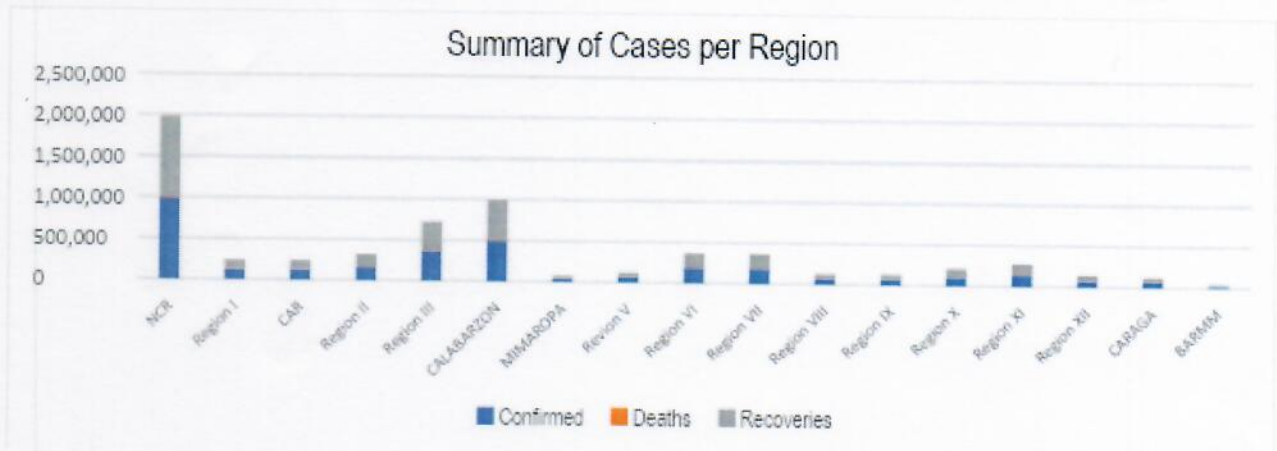
The summary of total cases, active cases, deaths and recoveries in the Philippines are as follows:

|              | TOTAL            | NEW  | remarks                         |
|--------------|------------------|------|---------------------------------|
| Total Cases  | <b>3,688,292</b> | +160 |                                 |
| Active Cases | <b>2,688</b>     |      | <b>0.07%</b> Positivity Rate    |
| Deaths       | <b>60,458</b>    |      | <b>1.6%</b> Case Fatality Rate  |
| Recoveries   | <b>3,625,146</b> | +687 | <b>98.3%</b> Case Recovery Rate |

Source: COVID-19 Tracker as of 14 May 2022 (<https://doh.gov.ph/covid19tracker>)

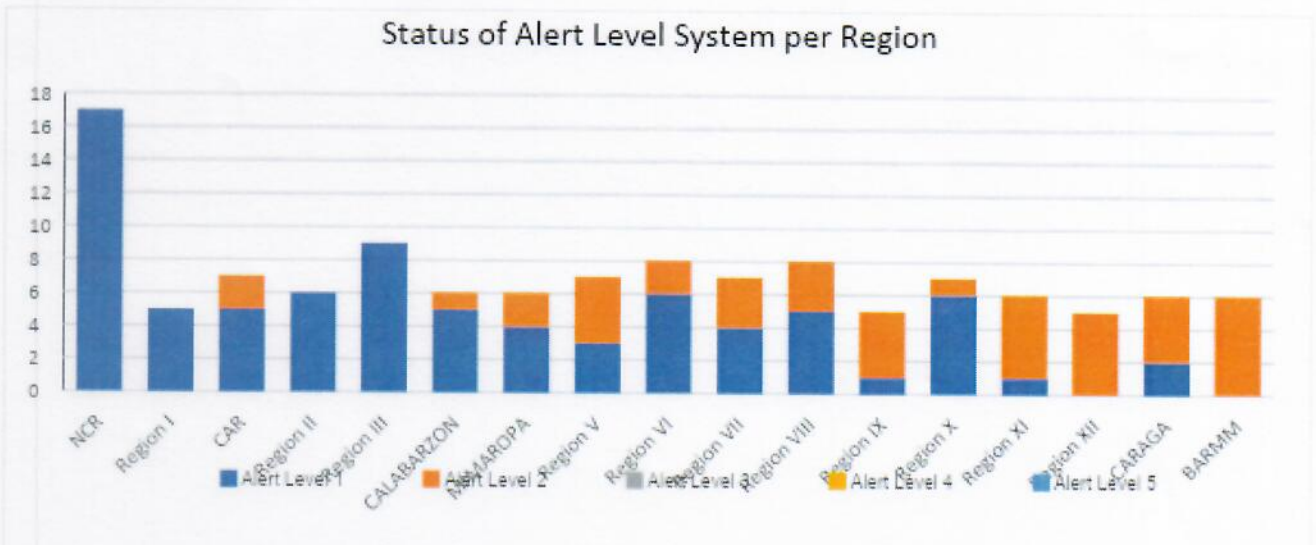
## CASES PER REGION

The summary of total cases, active cases, deaths and recoveries per Region are as follows:




## STATUS OF ALERT LEVEL SYSTEMS

The summary of Alert Level System as declared by the Interagency Task Force is as follows:



Source: IATF Resolution No. 167-A and 167-C, s. 2022

**For the Chairperson, NDRRMC:**

  
**UNDERSECRETARY RICARDO B JALAD**  
 Executive Director, NDRRMC and  
 Administrator, OCD

**REFERENCES:** Reports from  
 World Health Organization  
 Office of Civil Defense  
 Department of Health

**NOTE:**  
 Other reports are available upon request



Republic of the Philippines  
**INTER-AGENCY TASK FORCE**  
**FOR THE MANAGEMENT OF EMERGING INFECTIOUS DISEASE**  
**NATIONAL TASK FORCE - COVID-19**  
**TASK GROUP RESOURCE MANAGEMENT AND LOGISTICS**



**Situation Report**  
**As of 15 May 2022**

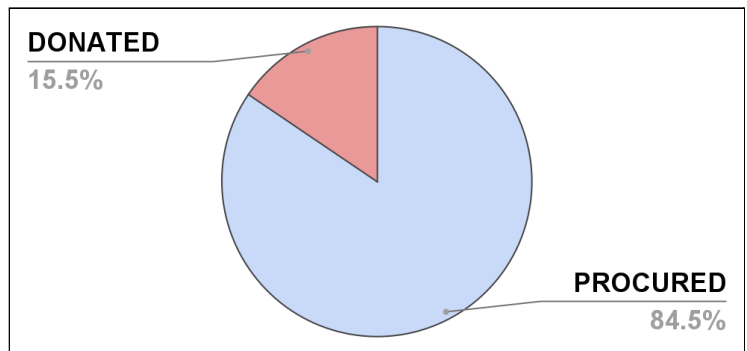
**I. DOH-OCD DISTRIBUTION OF SUPPLIES**

| PARTICULARS                | DISPATCHED (PROCURED) | DISPATCHED (DONATED) | DISPATCHED (TOTAL) |
|----------------------------|-----------------------|----------------------|--------------------|
| Protective Gown            | 5,509,879             | 181,635              | 5,691,514          |
| Protective Suit (Clothing) | 5,969,794             | 213,305              | 6,183,099          |
| Masks (Surgical)           | 23,357,079            | 8,417,576            | 31,774,655         |
| Head Cover                 | 5,952,274             | 35,250               | 5,987,524          |
| Shoe Cover                 | 6,321,149             | 82,770               | 6,403,919          |
| Gloves (Surgical)          | 14,307,812            | 1,175,900            | 15,483,712         |
| Goggles                    | 1,050,811             | 284,498              | 1,335,309          |
| Masks (N95)                | 6,224,329             | 432,025              | 6,656,354          |
| Masks (KN95)               | 2,986,742             | 793,648              | 3,780,390          |
| Face Shield                | 4,797,169             | 468,727              | 5,265,896          |
| Non-Invasive Ventilator    | 0                     | 30                   | 30                 |
| Alcohol (500ml)            | 12,608                | 46,832               | 59,440             |

|  |                                   |
|--|-----------------------------------|
| Most distributed medical supply (Procured) | Surgical Mask (23,357,079) pieces |
| Most distributed medical supply (Donated)  | Surgical Mask (8,417,576) pieces  |
| Average Dispatch Percentage (Combined)     | 96.59%                            |

**II. SUMMARY OF PROCURED AND DONATED ITEMS**

|                                 |                               |
|---------------------------------|-------------------------------|
| Total Items Dispatched          | 115,359,519 individual pieces |
| Total Procured Items Dispatched | 97,467,814 individual pieces  |
| Total Donated Items Dispatched  | 17,891,705 individual pieces  |



**III. STATUS OF PROCURED COVID-19 ANTIGEN KITS**

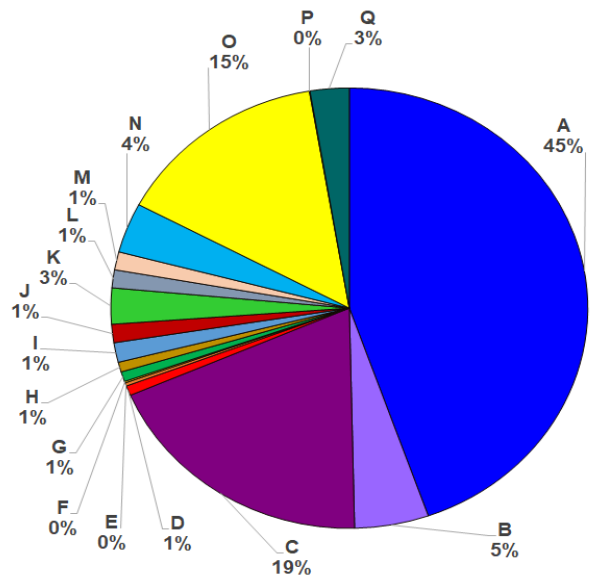
| BATCH                  | TOTAL PROCURED | TOTAL DISPATCHED | BALANCE |
|------------------------|----------------|------------------|---------|
| BATCH 1 (ABBOTT)       | 500,000        | 500,000          | 0       |
|                        |                | 100.00%          | 0.00%   |
| BATCH 2 (SD BIOSENSOR) | 50,000         | 50,000           | 0       |
|                        |                | 100.00%          | 0.00%   |
| BATCH 3 (RAPIGEN)      | 15,500         | 15,500           | 0       |
|                        |                | 100.00%          | 0.00%   |

**IV. DONATIONS MONITORING (as of 20 April 2021)**



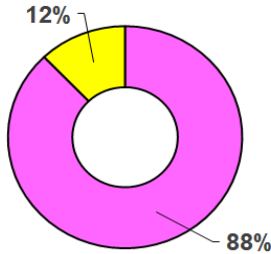
**A. Financial Donations Received by OCD**

|   |                            |                 |
|---|----------------------------|-----------------|
| A | AFP                        | P 16,901,934.27 |
| B | ANONYMOUS                  | P 1,903,100.00  |
| C | BJMP                       | P 7,151,337.94  |
| D | DBM                        | P 273,170.00    |
| E | DENR                       | P 88,500.00     |
| F | DILG                       | P 45,000.00     |
| G | DOE                        | P 273,165.10    |
| H | DOJ                        | P 273,165.00    |
| I | MALACAÑANG                 | P 546,330.20    |
| J | MMDA                       | P 510,000.00    |
| K | NICA                       | P 1,000,000.00  |
| L | NSC                        | P 500,000.00    |
| M | OCD                        | P 499,700.00    |
| N | PHILIPPINE MARINE          | P 1,390,350.00  |
| O | PHILIPPINE NAVY            | P 5,506,950.00  |
| P | PRIVATE DONATIONS          | P 15,000.00     |
| Q | TRANSGLOBAL CONSOLIDATIONS | P 1,000,000.00  |



|  |
|--|
| <b>DOMESTIC CASH DONATIONS RECEIVED BY OCD</b> |
| <b>PHP 37,877,702.51</b>                       |

**B. Summary of Utilization for Cash Donations (as of 20 April 2021)**



|                                      |                   |
|--------------------------------------|-------------------|
| Total Cash Donations Received by OCD | Php 37,877,702.51 |
| Cash Donations Utilized              | Php 33,279,155.13 |
| Funds Available                      | Php 4,583,547.38  |

**C. Donations Summary**

|                                | DOMESTIC DONATION | INTERNATIONAL DONATION | GRAND TOTAL  |
|--------------------------------|-------------------|------------------------|--------------|
| MEDICAL SUPPLIES AND EQUIPMENT | 8743              | 561                    | 9304         |
| WATER AND FOOD ITEMS           | 1990              | 4                      | 1994         |
| NON-FOOD ITEMS                 | 1404              | 32                     | 1436         |
| SERVICES                       | 165               | 6                      | 171          |
| CASH                           | 166               | -                      | 166          |
| VARIOUS DONATIONS              | 137               | 24                     | 161          |
| OTHERS                         | 37                | -                      | 37           |
| VACCINES                       | 12                | 8                      | 20           |
| RENTALS                        | 3                 | -                      | 3            |
| <b>Total</b>                   | <b>12657</b>      | <b>635</b>             | <b>13292</b> |

Prepared by:

**JAROLD D. MATIAS**  
Duty Staff

Reviewed by

**JOSE ANGELO A MANGAOANG**  
Officer-on-duty

Approved by:

**DIRECTOR BERNARDO RAFAELITO R ALEJANDRO IV, CESO IV, MNSA**  
Head, Task Group Resource Management and Logistics