



NATIONAL TASK FORCE  
CORONAVIRUS DISEASE-2019  
SITUATIONAL REPORT NO. **785**

Issued on 1200H, 26 May 2022

Report Coverage: 25 May 2022

---

## GLOBAL SITUATION

The summary of total cases worldwide, countries, and territories affected:



Source: WHO Global Data as of 25 May 2022

## PHILIPPINE SITUATION

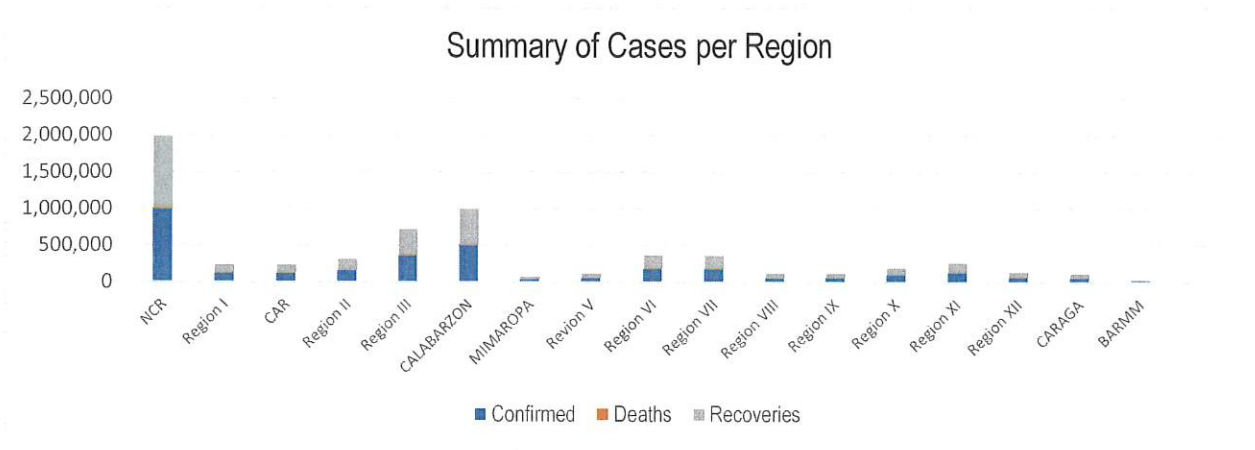
The summary of total cases, active cases, deaths and recoveries in the Philippines are as follows:

	TOTAL	NEW	remarks
Total Cases	<b>3,689,656</b>	+199	
Active Cases	<b>2,323</b>		<b>0.06%</b> Positivity Rate
Deaths	<b>60,455</b>		<b>1.6%</b> Case Fatality Rate
Recoveries	<b>3,626,878</b>	+133	<b>98.3%</b> Case Recovery Rate

Source: COVID-19 Tracker as of 26 May 2022 (<https://doh.gov.ph/covid19tracker>)

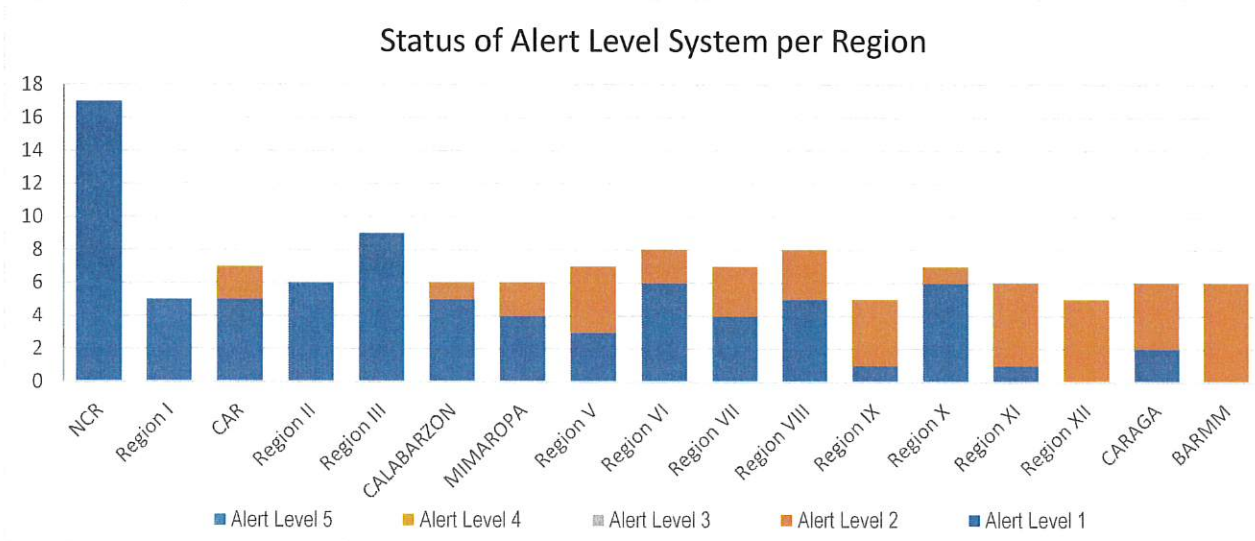
# CASES PER REGION

The summary of total cases, active cases, deaths and recoveries per Region are as follows:




# STATUS OF ALERT LEVEL SYSTEMS

The summary of Alert Level System as declared by the Interagency Task Force is as follows:



Source: IATF Resolution No. 167-F, s. 2022

**For the Chairperson, NDRRMC:**

  
**UNDERSECRETARY RICARDO B JALAD**  
 Executive Director, NDRRMC and  
 Administrator, OCD

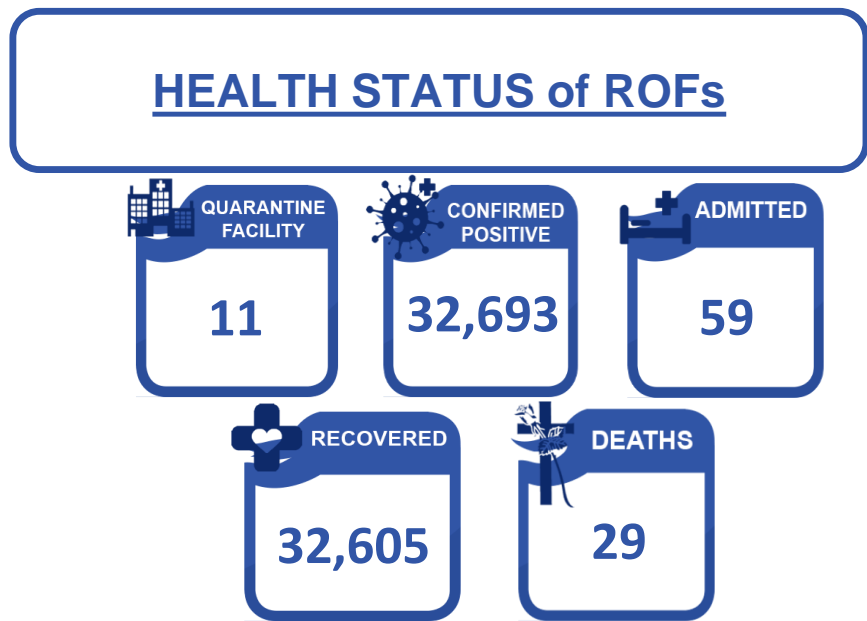
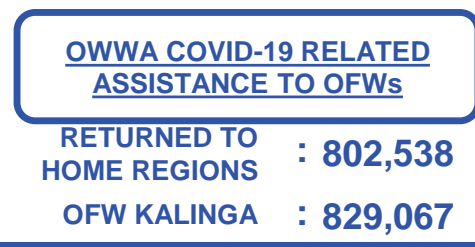
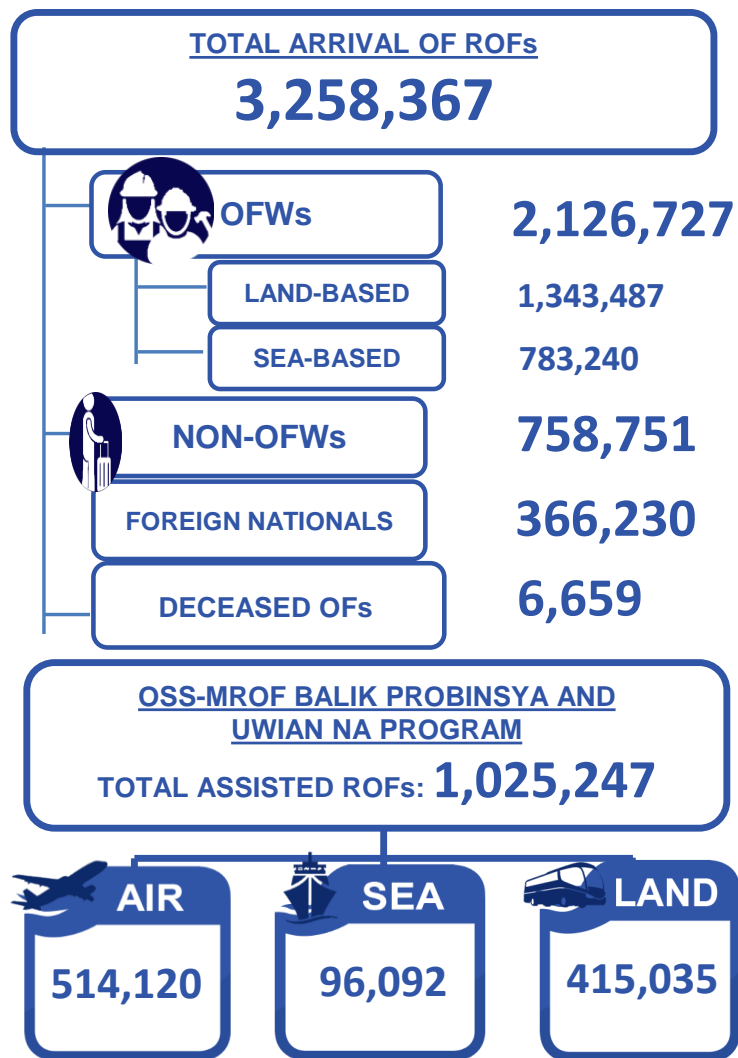
**REFERENCES:** Reports from  
 World Health Organization  
 Office of Civil Defense  
 Department of Health

**NOTE:**  
 Other reports are available upon request



## Task Group on Management of Returning Overseas Filipinos

Summary Report  
 25 May 2022





Republic of the Philippines  
 INTER-AGENCY TASK FORCE  
 FOR THE MANAGEMENT OF EMERGING INFECTIOUS DISEASE  
 NATIONAL TASK FORCE AGAINST COVID-19  
**Task Group on Management of Returning Overseas Filipinos**



**TG-MROF Daily Operational Report as of 25 May 2022**

**ARRIVALS**

ROFs	TOTAL ARRIVAL ON AIRPORTS: 3,175,910															GRAND TOTAL ARRIVAL OF ROFs	
	NINYO AQUINO INTERNATIONAL AIRPORT						CLARK INTERNATIONAL AIRPORT		MACTAN-CEBU INTERNATIONAL AIRPORT		LAOAG AIRPORT	DAVAO AIRPORT	SUBIC AIRPORT	BOHOL-PANGLAO AIRPORT			
	Terminal 1 (23 April 2020 - 24 May 2022)		Terminal 2 (23 April 2020 - 24 May 2022)		Terminal 3 (08 July 2020 - 24 May 2022)		(05 June 2020 - 24 May 2022)		(28 June 2020 - 24 May 2022)		(18 June - 24 May 2022)	(27 June - 24 May 2022)	(18 June - 24 May 2022)	(Nov. 18 - 24 May 2022)			
	Now	Cumulative	Now	Cumulative	Now	Cumulative	Now	Cumulative	Now	Cumulative	Cumulative	Cumulative	Cumulative	Cumulative			
<b>SUBTOTAL</b>	<b>4,263</b>	<b>776,581</b>	<b>2,143</b>	<b>913,688</b>	<b>5,581</b>	<b>892,315</b>	<b>545</b>	<b>297,554</b>	<b>558</b>	<b>247,261</b>	<b>405</b>	<b>25,079</b>	<b>22,808</b>	<b>219</b>	<b>16,365</b>	<b>3,258,367</b>	
OFWs	1,772	572,299	588	471,122	2,352	547,903	356	249,133	128	172,217	381	16,198	21,511	219	5,223	2,126,727	
Land-based	1,663	450,772	372	284,594	1,565	344,300	316	149,025	100	79,009	352	15,245	20,036	154	4,016	1,343,487	
Sea-based	109	121,527	216	186,528	787	203,603	40	100,108	28	93,208	29	953	1,475	11	1,207	783,240	
NON-OFWs	864	126,142	601	333,424	1,442	208,450	108	32,140	107	51,576	24	5,644	1,297	54	3,122	758,751	
Foreign Nationals	1,627	78,140	954	109,142	1,787	135,962	81	16,281	323	23,468	0	3,237	0	0	8,009	366,230	
Deceased OFs	11	6,659													11	6,659	

ROFs	TOTAL ARRIVAL ON SEAPORTS: 75,798													
	MANILA		CEBU		SUBIC		BATAAN		TAWI-TAWI ZAMBOANGA		DAVAO		BATANGAS	
	Now	Cumulative	Now	Cumulative	Now	Cumulative	Now	Cumulative	Now	Cumulative	Now	Cumulative	Now	Cumulative
<b>SUBTOTAL</b>	<b>27</b>	<b>67,961</b>	<b>0</b>	<b>1,149</b>	<b>0</b>	<b>1,532</b>	<b>0</b>	<b>1,405</b>	<b>0</b>	<b>3,289</b>	<b>0</b>	<b>145</b>	<b>0</b>	<b>317</b>
OFWs	27	67,961	0	1,149	0	1,532	0	1,405	0	3,289	0	145	0	317
Sea-based	27	67,961	0	1,149	0	1,532	0	1,405	0	3,289	0	145	0	317

Sources: 1) OSS Report dated 24 May 2022, 2) BOQ Report No. 735 dated 25 May 2022, 3) BOQ Human Remains Report No. 678 dated 25 May 2022, and 4) OCD BARM Report dated 22 May 2021.

**QUARANTINE**

No. of QFs	ROFs IN TREATMENT AND MONITORING FACILITIES							
	Confirmed Positive		Admitted		Recovered		Deaths	
	Now	Cumulative	Now	Cumulative	Now	Cumulative	Now	Cumulative
11	19	32,693	0	59	16	32,605	0	29

Sources: 1) BOQ Report No. 735 dated 25 May 2022. (Note: Figures from previous reports may differ due to data verification process.)

**OSS-MROF BALIK PROBINSYA & UWIAN NA PROGRAM (May 25, 2020 - May 24, 2022)**

ROFs ASSISTED THRU THEIR DESTINATION	MODE OF TRANSPORTATION			GRAND TOTAL
	Air (NAIA T2)	Land (PITX)	Sea (N. Harbor)	
	Cumulative	Cumulative	Cumulative	
	514,120	415,035	96,092	1,025,247

Sources: 1) OSS Reports as of 24 May 2022, 2) PITX Report (Uwian Na Program) dated 25 May 2022 and "DOTr (Hald Tulog Program) Report dated 14 May 2021. \*Data starting from June 2 includes LSI and APOR. (Note: Figures from previous reports may differ due to data verification process.)

**RETURNING FILIPINOS FROM SABAH**

TOTAL NO. OF RETURNING FILIPINOS FROM SABAH:		3,289
First Batch	July 5, 2020	395
Second Batch	July 29, 2020	394
Third Batch	August 13, 2020	400
Fourth Batch	August 28, 2020	379
Fifth Batch	September 24, 2020	400
Sixth Batch	November 12, 2020	151
Seventh Batch	December 13-20, 2020	Failed deportation due to force majeure
Eighth Batch	March 7, 2021	316
Ninth Batch	April 17, 2021	358
Tenth Batch	May 22, 2021	496

As of June 21, 2021, 4,683 remaining Filipinos are still in Sabah for transfer.

Sources: 1) OCD BARM Report dated 22 May 2021. (Note: Figures from previous reports may differ due to data verification process.)

**OWWA COVID-19 RELATED ASSISTANCE TO OFWs (March 2020 - November 2021)**

Returned to Home Regions	802,538
OFW Kalinga	829,067

Sources: 1) OWWA Monitoring Report dated November 2021.

**REMAINS OF DECEASED OFs**

COUNTRY	COUNTRY OF ORIGIN		CAUSE OF DEATH	
	NOW	CUMULATIVE	CUMULATIVE	
<b>TOTAL</b>	<b>11</b>	<b>6,659</b>		<b>6,659</b>
Saudi Arabia	0	798	COVID-19	640
USA	0	287		
United Arab Emirates	0	149	NON COVID-19	6,019
Qatar	0	67		
Kuwait	0	51		
Others	11	5,307		

Sources: 1) BOQ Human Remains Report No. 678 dated 25 May 2022. (Note: Figures from previous reports may differ due to data verification process.)

Prepared by:	Reviewed by:	Approved by:
SGD MS. ARIANNE JEWEL G. PEROLA Technical Support	SGD MR. MARVIN T. MANZANO, MDRM Civil Defense Officer III	SGD MS. SUSANA E. QUIAMBAO Chief, Response and Operational Coordination Division

Republic of the Philippines  
Inter-Agency Task Force  
FOR THE MANAGEMENT OF EMERGENCY INFECTIOUS DISEASE  
NATIONAL TASK FORCE COVID-19  
**Task Group on Management of Returning Overseas Filipinos**

**NARRATIVE REPORT**  
**25 May 2022**

---

ACTIONS TAKEN: Management of Returning Overseas Filipinos (MROF)

The Task Group on Management of Returning Overseas Filipinos (TG-MROF) was created by the National Incident Command-National Task Force COVID 19 to solely cater to the medical and social needs of Returning Overseas Filipinos (ROFs). The TG-MROF in coordination with various government agencies, private entities, and other task groups created to respond with the prevailing crisis, regional task units, and local government agencies that are task to facilitate the safe return of the ROFs back to their home provinces.

**Members:** DND, DOTr, DOLE, DILG, DFA, DOT, DSWD, DOH, OCD, OWWA, BOQ, CAAP, MARINA, PCG, PNP and AFP

**ARRIVALS:** As of 24 May 2022, a total of **3,258,367 Returning Overseas Filipinos (ROFs)** arrived at the NAIA Terminals 1, 2, and 3, Clark International Airport, Mactan-Cebu International Airport, Laoag International Airport, South Harbor, Subic, Bataan, Zamboanga, and Batangas Port. Of which, a total of **2,126,727** are **OFWs** (**1,343,487** are **land-based** and **783,240** are **sea-based**) and **758,751** are **non-OFWs** including **366,230 Foreign Nationals**.

A total of **6,659 deceased ROFs** had arrived in the country from 07 July 2020 – 25 May 2022. Of which, **640** died due to COVID-19.

**QUARANTINE:** As of 25 May 2022, a total of **32,693** ROFs were confirmed positive with COVID-19. Of which, **59** are admitted at **11** quarantine facilities, **32,605** were able to recover and **29** died.

**OSS-MROF BALIK PROBINSYA AND UWIAN NA PROGRAM:** As of 23 May 2022, a total of **1,025,247** ROFs were assisted back to their home provinces. Of which, **415,035** were assisted by land, **514,120** by air, and **96,092** by sea.

**OWWA COVID-19 RELATED ASSISTANCE TO OFWs:** From March 2020 to 10 October, 2021, a total of **829,067** OFWs were assisted by OWWA on their “Returned to Home Regions” program and **801,037** OFWs are also assisted through “OFW Kalinga” program.

**RETURNING FILIPINOS (REFs) from SABAH:** As of 22 May 2021, a total of **3,289** REFs from Sabah had arrived in the country. While as of 21 June 2021, a total of **4,683** remaining Filipinos are still in Sabah for transfer.

Prepared by:

**SGD**  
**ARIANNE JEWEL G. PEROLA**  
Technical Support

Reviewed by:

**SGD**  
**MR. MARVIN T. MANZANO**  
Civil Defense Officer III

Approved by:

**SGD**  
**MS. SUSANA QUIAMBAO**  
Chief, Response and Operational Coordination Division





Republic of the Philippines  
**INTER-AGENCY TASK FORCE**  
**FOR THE MANAGEMENT OF EMERGING INFECTIOUS DISEASE**  
**NATIONAL TASK FORCE - COVID-19**  
**TASK GROUP RESOURCE MANAGEMENT AND LOGISTICS**



**Situation Report**  
**As of 25 May 2022**

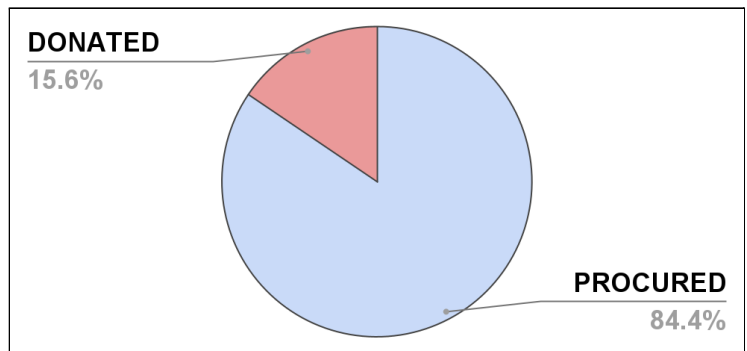
**I. DOH-OCD DISTRIBUTION OF SUPPLIES**

PARTICULARS	DISPATCHED (PROCURED)	DISPATCHED (DONATED)	DISPATCHED (TOTAL)
Protective Gown	5,509,879	181,635	5,691,514
Protective Suit (Clothing)	5,969,794	213,305	6,183,099
Masks (Surgical)	23,357,079	8,417,576	31,774,655
Head Cover	5,952,274	35,250	5,987,524
Shoe Cover	6,321,149	82,770	6,403,919
Gloves (Surgical)	14,307,812	1,175,900	15,483,712
Goggles	1,050,811	284,498	1,335,309
Masks (N95)	6,224,329	432,025	6,656,354
Masks (KN95)	2,986,742	793,648	3,780,390
Face Shield	4,797,169	468,827	5,265,996
Non-Invasive Ventilator	0	30	30
Alcohol (500ml)	12,608	46,832	59,440

<b>Most distributed medical supply (Procured)</b>	<b>Surgical Mask (23,357,079) pieces</b>
<b>Most distributed medical supply (Donated)</b>	<b>Surgical Mask (8,417,576) pieces</b>
<b>Average Dispatch Percentage (Combined)</b>	<b>96.59%</b>

**II. SUMMARY OF PROCURED AND DONATED ITEMS**

<b>Total Items Dispatched</b>	<b>115,429,419 individual pieces</b>
<b>Total Procured Items Dispatched</b>	<b>97,467,814 individual pieces</b>
<b>Total Donated Items Dispatched</b>	<b>17,961,605 individual pieces</b>



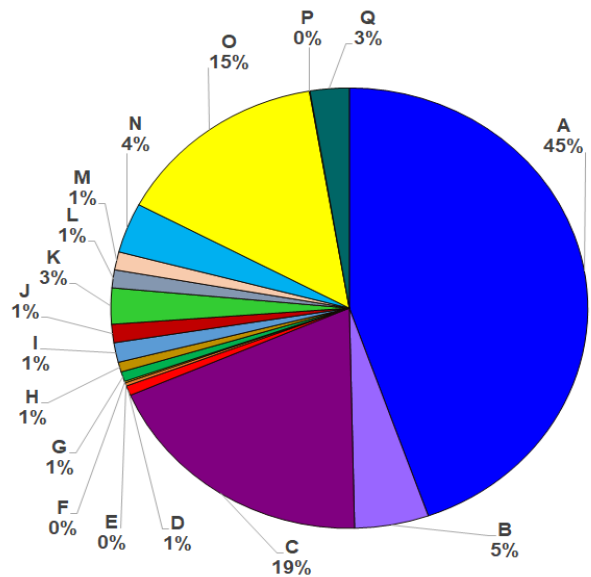
**III. STATUS OF PROCURED COVID-19 ANTIGEN KITS**

BATCH	TOTAL PROCURED	TOTAL DISPATCHED	BALANCE
BATCH 1 (ABBOTT)	500,000	500,000	0
		100.00%	0.00%
BATCH 2 (SD BIOSENSOR)	50,000	50,000	0
		100.00%	0.00%
BATCH 3 (RAPIGEN)	15,500	15,500	0
		100.00%	0.00%

**IV. DONATIONS MONITORING (as of 20 April 2021)**

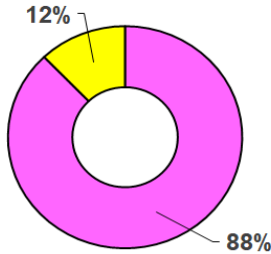
**A. Financial Donations Received by OCD**

A	AFP	P 16,901,934.27
B	ANONYMOUS	P 1,903,100.00
C	BJMP	P 7,151,337.94
D	DBM	P 273,170.00
E	DENR	P 88,500.00
F	DILG	P 45,000.00
G	DOE	P 273,165.10
H	DOJ	P 273,165.00
I	MALACAÑANG	P 546,330.20
J	MMDA	P 510,000.00
K	NICA	P 1,000,000.00
L	NSC	P 500,000.00
M	OCD	P 499,700.00
N	PHILIPPINE MARINE	P 1,390,350.00
O	PHILIPPINE NAVY	P 5,506,950.00
P	PRIVATE DONATIONS	P 15,000.00
Q	TRANSGLOBAL CONSOLIDATIONS	P 1,000,000.00



<b>DOMESTIC CASH DONATIONS RECEIVED BY OCD</b>
<b>PHP 37,877,702.51</b>

**B. Summary of Utilization for Cash Donations (as of 20 April 2021)**



Total Cash Donations Received by OCD	Php 37,877,702.51
Cash Donations Utilized	Php 33,279,155.13
Funds Available	Php 4,583,547.38

**C. Donations Summary**

	DOMESTIC DONATION	INTERNATIONAL DONATION	GRAND TOTAL
MEDICAL SUPPLIES AND EQUIPMENT	8743	561	9304
WATER AND FOOD ITEMS	1990	4	1994
NON-FOOD ITEMS	1404	32	1436
SERVICES	165	6	171
CASH	166	-	166
VARIOUS DONATIONS	137	24	161
OTHERS	37	-	37
VACCINES	12	8	20
RENTALS	3	-	3
<b>Total</b>	<b>12657</b>	<b>635</b>	<b>13292</b>

Prepared by:

**JAROLD D. MATIAS**  
Duty Staff

Reviewed by

**JOSE ANGELO A MANGAOANG**  
Officer-on-duty

Approved by:

**DIRECTOR BERNARDO RAFAELITO R ALEJANDRO IV, CESO IV, MNSA**  
Head, Task Group Resource Management and Logistics