



REPUBLIC OF THE PHILIPPINES
NATIONAL DISASTER RISK REDUCTION AND MANAGEMENT COUNCIL

National Disaster Risk Reduction and Management Center, Camp Aguinaldo, Quezon City, Philippines

NATIONAL TASK FORCE
CORONAVIRUS DISEASE-2019
SITUATIONAL REPORT NO. **794**

Issued on 1200H, 4 June 2022

Report Coverage: 3 June 2022

GLOBAL SITUATION

The summary of total cases worldwide, countries, and territories affected:

528,816,317

Total Cases Worldwide

231

Countries and Territories Affected

Source: WHO Global Data as of 3 June 2022

PHILIPPINE SITUATION

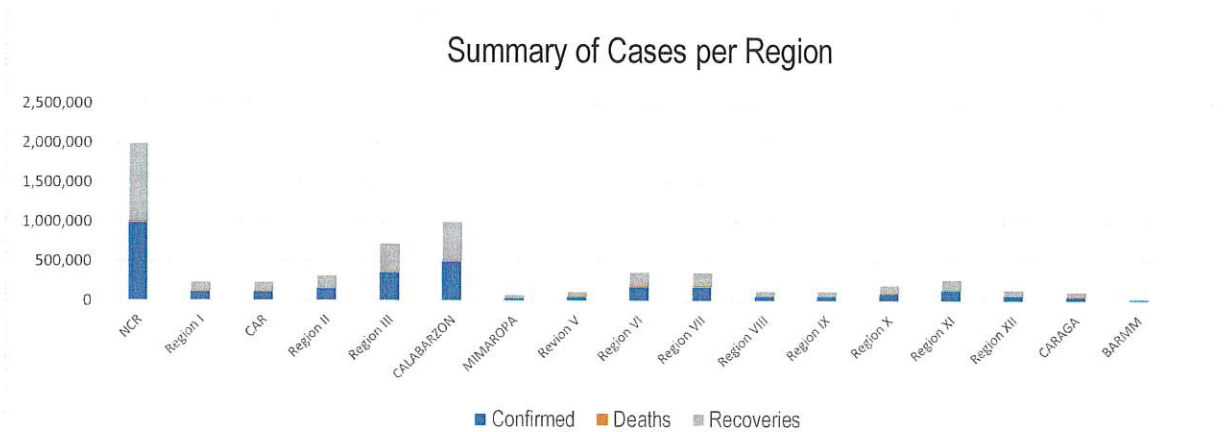
The summary of total cases, active cases, deaths and recoveries in the Philippines are as follows:

	TOTAL	NEW	remarks
Total Cases	3,691,327	+213	
Active Cases	2,436		0.06% Positivity Rate
Deaths	60,456		1.6% Case Fatality Rate
Recoveries	3,628,435	+218	98.3% Case Recovery Rate

Source: COVID-19 Tracker as of 3 June 2022 (<https://doh.gov.ph/covid19tracker>)

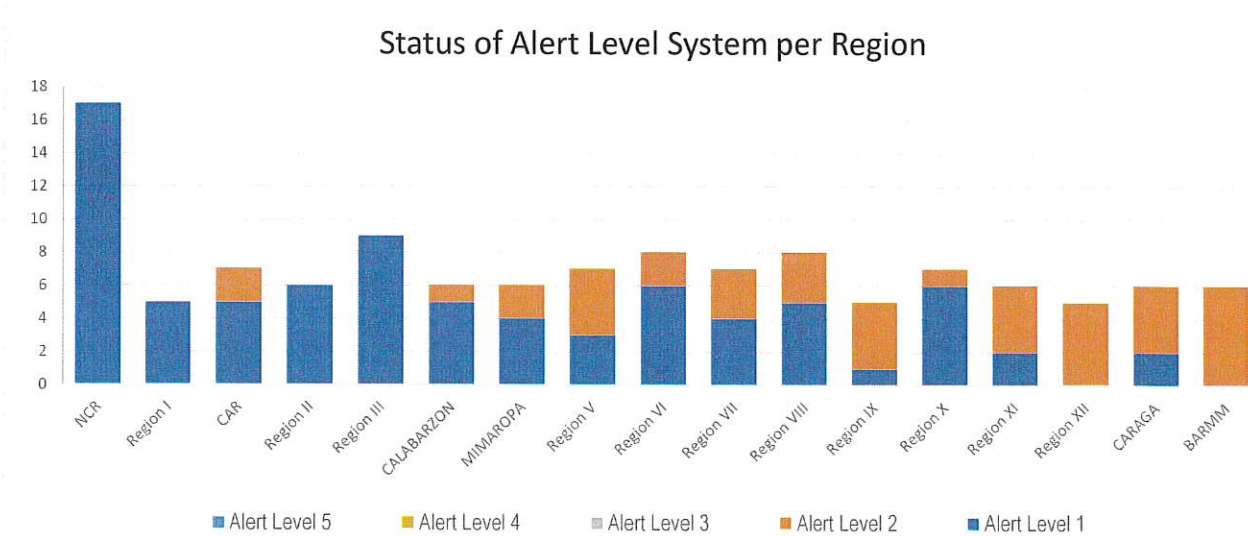
CASES PER REGION

The summary of total cases, active cases, deaths and recoveries per Region are as follows:




STATUS OF ALERT LEVEL SYSTEMS

The summary of Alert Level System as declared by the Interagency Task Force is as follows:



Source: IATF Resolution No. 168-D, s. 2022

For the Chairperson, NDRRMC:


UNDERSECRETARY RICARDO B JALAD
 Executive Director, NDRRMC and
 Administrator, OCD

REFERENCES: Reports from
 World Health Organization
 Office of Civil Defense
 Department of Health

NOTE:
 Other reports are available upon request



Republic of the Philippines
INTER-AGENCY TASK FORCE
FOR THE MANAGEMENT OF EMERGING INFECTIOUS DISEASE
NATIONAL TASK FORCE - COVID-19
TASK GROUP RESOURCE MANAGEMENT AND LOGISTICS



Situation Report
As of 02 June 2022

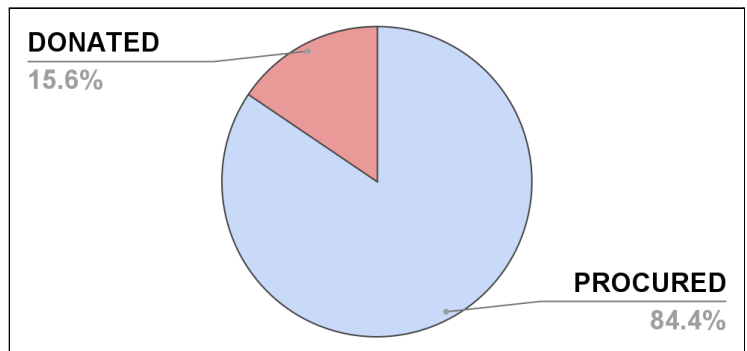
I. DOH-OCD DISTRIBUTION OF SUPPLIES

PARTICULARS	DISPATCHED (PROCURED)	DISPATCHED (DONATED)	DISPATCHED (TOTAL)
Protective Gown	5,509,879	181,635	5,691,514
Protective Suit (Clothing)	5,969,794	213,305	6,183,099
Masks (Surgical)	23,357,079	8,417,576	31,774,655
Head Cover	5,952,274	35,250	5,987,524
Shoe Cover	6,321,149	82,770	6,403,919
Gloves (Surgical)	14,307,812	1,175,900	15,483,712
Goggles	1,050,811	284,498	1,335,309
Masks (N95)	6,224,329	432,025	6,656,354
Masks (KN95)	2,986,742	793,648	3,780,390
Face Shield	4,797,169	468,827	5,265,996
Non-Invasive Ventilator	0	30	30
Alcohol (500ml)	12,608	46,832	59,440

Most distributed medical supply (Procured)	Surgical Mask (23,357,079) pieces
Most distributed medical supply (Donated)	Surgical Mask (8,417,576) pieces
Average Dispatch Percentage (Combined)	96.59%

II. SUMMARY OF PROCURED AND DONATED ITEMS

Total Items Dispatched	115,429,419 individual pieces
Total Procured Items Dispatched	97,467,814 individual pieces
Total Donated Items Dispatched	17,961,605 individual pieces



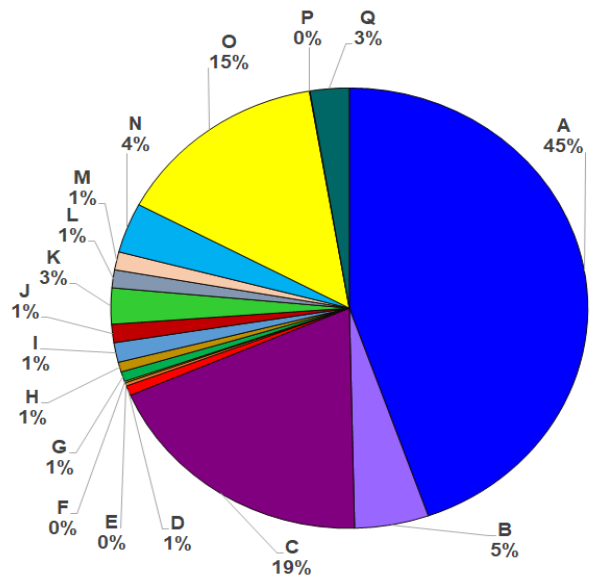
III. STATUS OF PROCURED COVID-19 ANTIGEN KITS

BATCH	TOTAL PROCURED	TOTAL DISPATCHED	BALANCE
BATCH 1 (ABBOTT)	500,000	500,000	0
		100.00%	0.00%
BATCH 2 (SD BIOSENSOR)	50,000	50,000	0
		100.00%	0.00%
BATCH 3 (RAPIGEN)	15,500	15,500	0
		100.00%	0.00%

IV. DONATIONS MONITORING (as of 20 April 2021)

A. Financial Donations Received by OCD

A	AFP	P 16,901,934.27
B	ANONYMOUS	P 1,903,100.00
C	BJMP	P 7,151,337.94
D	DBM	P 273,170.00
E	DENR	P 88,500.00
F	DILG	P 45,000.00
G	DOE	P 273,165.10
H	DOJ	P 273,165.00
I	MALACAÑANG	P 546,330.20
J	MMDA	P 510,000.00
K	NICA	P 1,000,000.00
L	NSC	P 500,000.00
M	OCD	P 499,700.00
N	PHILIPPINE MARINE	P 1,390,350.00
O	PHILIPPINE NAVY	P 5,506,950.00
P	PRIVATE DONATIONS	P 15,000.00
Q	TRANSGLOBAL CONSOLIDATIONS	P 1,000,000.00



DOMESTIC CASH DONATIONS RECEIVED BY OCD
PHP 37,877,702.51

B. Summary of Utilization for Cash Donations (as of 20 April 2021)




Total Cash Donations Received by OCD	Php 37,877,702.51
Cash Donations Utilized	Php 33,279,155.13
Funds Available	Php 4,583,547.38

C. Donations Summary

	DOMESTIC DONATION	INTERNATIONAL DONATION	GRAND TOTAL
MEDICAL SUPPLIES AND EQUIPMENT	8743	561	9304
WATER AND FOOD ITEMS	1990	4	1994
NON-FOOD ITEMS	1404	32	1436
SERVICES	165	6	171
CASH	166	-	166
VARIOUS DONATIONS	137	24	161
OTHERS	37	-	37
VACCINES	12	8	20
RENTALS	3	-	3
Total	12657	635	13292

Prepared by:

Reviewed by


JOEL G EUGENIO


JOSE ANGELO A MANGAOANG

Approved by:

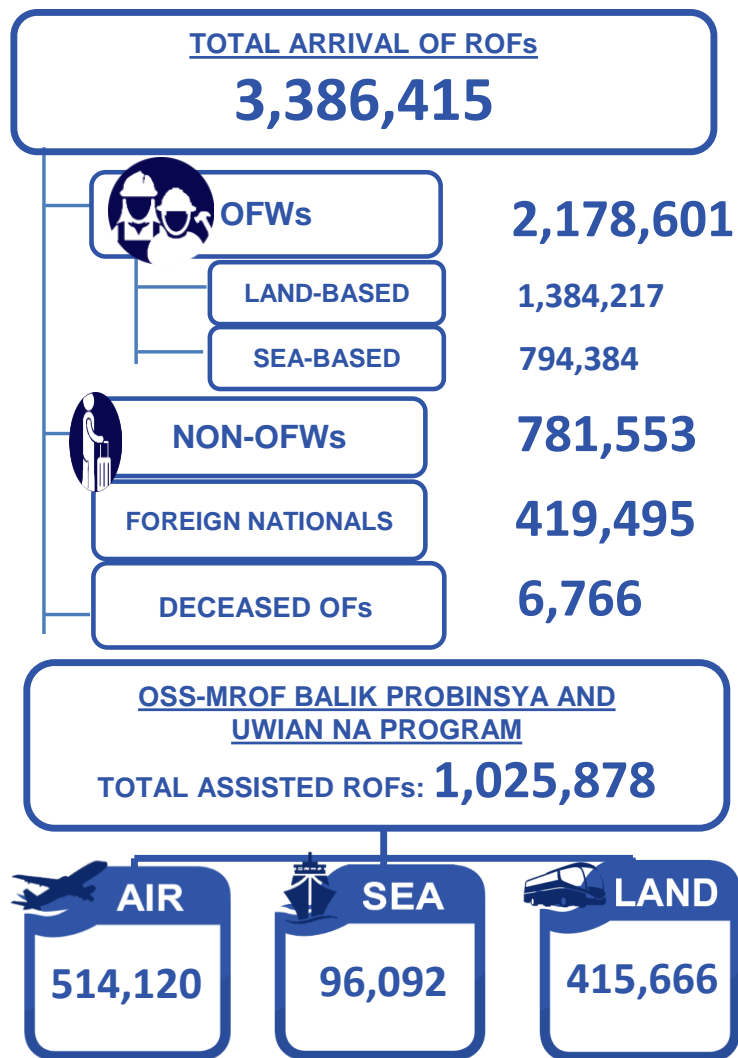

ASEC BERNARDO RAFAELITO R ALEJANDRO IV, CESO IV, MNSA
Head, Task Group Resource Management and Logistics



Task Group on Management of Returning Overseas Filipinos

Summary Report

03 June 2022



OWWA COVID-19 RELATED ASSISTANCE TO OFWs


RETURNED TO HOME REGIONS : 802,538

OFW KALINGA : 829,067

TOTAL NO. OF RETURNING FILIPINOS FROM SABAH
 (As of 22 May 2021)

3,289

HEALTH STATUS of ROFs





Republic of the Philippines
INTER-AGENCY TASK FORCE
FOR THE MANAGEMENT OF EMERGING INFECTIOUS DISEASE
NATIONAL TASK FORCE AGAINST COVID-19



Task Group on Management of Returning Overseas Filipinos

TG-MROF Daily Operational Report as of 03 June 2022

ARRIVALS

ROFs	TOTAL ARRIVAL ON AIRPORTS: 3,303,682														GRAND TOTAL ARRIVAL OF ROFs	
	NINYO AQUINO INTERNATIONAL AIRPORT						CLARK INTERNATIONAL AIRPORT		MACTAN-CEBU INTERNATIONAL AIRPORT		LAOAG AIRPORT	DAVAO AIRPORT	SUBIC AIRPORT	BOHOL-PANGLAO AIRPORT		
	Terminal 1		Terminal 2		Terminal 3		(05 June 2020 - 02 June 2022)		(28 June 2020 - 02 June 2022)		(18 June - 02 June 2022)	(27 June - 02 June 2022)	(18 June - 02 June 2022)	(Nov. 18 - 02 June 2022)		
	Now	Cumulative	Now	Cumulative	Now	Cumulative	Now	Cumulative	Now	Cumulative	Cumulative	Cumulative	Cumulative	Cumulative		
	SUBTOTAL	4,451	809,007	2,649	941,538	5,686	945,002	1,176	305,673	602	252,895	405	26,135	22,808		
OFWs	2,118	587,053	778	477,457	2,733	572,565	406	253,173	144	173,775	381	16,554	21,511	165	6,222	2,178,601
Land-based	1,902	464,091	518	289,003	2,026	362,117	293	152,607	137	80,256	352	15,601	20,036	154	4,876	1,384,217
Sea-based	216	122,962	260	188,454	707	210,448	113	100,566	7	93,519	29	953	1,475	11	1,346	794,384
NON-OFWs	119	130,940	34	340,125	86	217,582	27	33,156	11	52,454	24	5,921	1,297	54	277	781,553
Foreign Nationals	2,214	91,014	1,837	123,956	2,867	154,855	743	19,344	447	26,666	0	3,660	0	0	11,768	419,495
Deceased OFs	19	6,766													19	6,766

ROFs	TOTAL ARRIVAL ON SEAPORTS: 75,967													
	MANILA		CEBU		SUBIC		BATAAN		TAWI-TAWI/ZAMBOANGA		DAVAO		BATANGAS	
	Now	Cumulative	Now	Cumulative	Now	Cumulative	Now	Cumulative	Now	Cumulative	Now	Cumulative	Now	Cumulative
SUBTOTAL	34	68,085	0	1,181	0	1,536	0	1,414	0	3,289	9	145	0	317
OFWs	34	68,085	0	1,181	0	1,536	0	1,414	0	3,289	9	145	0	317
Sea-based	34	68,085	0	1,181	0	1,536	0	1,414	0	3,289	9	145	0	317

Sources: 1) OSS Report dated 02 June 2022, 2) BOO Report No. 744 dated 03 June 2022, 3) BOQ Human Remains Report No. 687 dated 03 June 2022, and 4) OCD BARM Report dated 22 May 2021.

QUARANTINE

ROFs IN TREATMENT AND MONITORING FACILITIES								
No. of QFs	Confirmed Positive		Admitted		Recovered		Deaths	
	Now	Cumulative	Now	Cumulative	Now	Cumulative	Now	Cumulative
11	7	32,753	0	61	13	32,663	0	29

Sources: 1) BOQ Report No. 744 dated 03 June 2022. (Note: Figures from previous reports may differ due to data verification process.)

OWWA COVID-19 RELATED ASSISTANCE TO OFWs (March 2020 - November 2021)

Returned to Home Regions	802,538
OFW Kalinga	829,067

Source: 1) OWWA Monitoring Report dated November 2021.

OSS-MROF BALIK PROBINSYA & UWIAN NA PROGRAM (May 25, 2020 - April 18, 2022)

ROFs ASSISTED THRU THEIR DESTINATION	MODE OF TRANSPORTATION			GRAND TOTAL
	Air (NAIA T2)	Land (PITX)	Sea (N. Harbor)	
	Cumulative	Cumulative	Cumulative	
	514,120	415,666	96,092	1,025,878

Sources: 1) OSS Report as of 31 May 2022, 2) PITX Report (Uwian Na Program) dated 01 June 2022 and 'DOTr (Halid Tulang Program) Report dated 14 May 2021. *Data starting from June 2 includes LSI and APOR. (Note: Figures from previous reports may differ due to data verification process.)

REMAINS OF DECEASED OFs

COUNTRY	COUNTRY OF ORIGIN		CAUSE OF DEATH	
	NOW	CUMULATIVE	COVID-19	CUMULATIVE
TOTAL	19	6,766		6,766
Saudi Arabia	0	798	COVID-19	640
USA	0	287		
United Arab Emirates	0	149	NON COVID-19	6,126
Qatar	0	67		
Kuwait	0	51		
Others	19	5,414		

Sources: 1) BOQ Human Remains Report No. 686 dated 02 June 2022. (Note: Figures from previous reports may differ due to data verification process.)

RETURNING FILIPINOS FROM SABAH

TOTAL NO. OF RETURNING FILIPINOS FROM SABAH:		3,289
First Batch	July 5, 2020	395
Second Batch	July 29, 2020	394
Third Batch	August 13, 2020	400
Fourth Batch	August 28, 2020	379
Fifth Batch	September 24, 2020	400
Sixth Batch	November 12, 2020	151
Seventh Batch	December 13-20, 2020	Failed deportation due to force majeure
Eighth Batch	March 7, 2021	316
Ninth Batch	April 17, 2021	358
Tenth Batch	May 22, 2021	496
As of June 21, 2021, 4,683 remaining Filipinos are still in Sabah for transfer.		

Source: 1) OCD BARM Report dated 22 May 2021. (Note: Figures from previous reports may differ due to data verification process.)

Prepared by:	Reviewed by:	Approved by:
SGD SHARMAIN B. TUYAY Technical Support	SGD MR. MARVIN T. MANZANO, MDRM Civil Defense Officer III	SGD MS. SUSANA E. QUIAMBAO Chief, Response and Operational Coordination Division

Republic of the Philippines
Inter-Agency Task Force
FOR THE MANAGEMENT OF EMERGENCY INFECTIOUS DISEASE
NATIONAL TASK FORCE COVID-19
Task Group on Management of Returning Overseas Filipinos

NARRATIVE REPORT
03 June 2022

ACTIONS TAKEN: Management of Returning Overseas Filipinos (MROF)

The Task Group on Management of Returning Overseas Filipinos (TG-MROF) was created by the National Incident Command-National Task Force COVID 19 to solely cater to the medical and social needs of Returning Overseas Filipinos (ROFs). The TG-MROF in coordination with various government agencies, private entities, and other task groups created to respond with the prevailing crisis, regional task units, and local government agencies that are task to facilitate the safe return of the ROFs back to their home provinces.

Members: DND, DOTr, DOLE, DILG, DFA, DOT, DSWD, DOH, OCD, OWWA, BOQ, CAAP, MARINA, PCG, PNP and AFP

ARRIVALS: As of 02 June 2022, a total of **3,386,415 Returning Overseas Filipinos (ROFs)** arrived at the NAIA Terminals 1, 2, and 3, Clark International Airport, Mactan-Cebu International Airport, Laoag International Airport, South Harbor, Subic, Bataan, Zamboanga, and Batangas Port. Of which, a total of **2,178,601** are **OFWs** (**1,384,217** are **land-based** and **794,384** are **sea-based**) and **781,553** are **non-OFWs** including **419,495 Foreign Nationals**.

A total of **6,766 deceased ROFs** had arrived in the country from 07 July 2020 – 03 June 2022. Of which, **640** died due to COVID-19.

QUARANTINE: As of 03 June 2022, a total of **32,753** ROFs were confirmed positive with COVID-19. Of which, **61** are admitted at **11** quarantine facilities, **32,663** were able to recover and **29** died.

OSS-MROF BALIK PROBINSYA AND UWIAN NA PROGRAM: As of 01 June 2022, a total of **1,025,878** ROFs were assisted back to their home provinces. Of which, **415,666** were assisted by land, **514,120** by air, and **96,092** by sea.

OWWA COVID-19 RELATED ASSISTANCE TO OFWs: From March 2020 to 10 October, 2021, a total of **829,067** OFWs were assisted by OWWA on their “Returned to Home Regions” program and **801,037** OFWs are also assisted through “OFW Kalinga” program.

RETURNING FILIPINOS (REFs) from SABAH: As of 22 May 2021, a total of **3,289** REFs from Sabah had arrived in the country. While as of 21 June 2021, a total of **4,683** remaining Filipinos are still in Sabah for transfer.

Prepared by:

SGD
SHARMAIN B. TUYAY
Technical Support

Reviewed by:

SGD
MR. MARVIN T. MANZANO
Civil Defense Officer III

Approved by:

SGD
MS. SUSANA QUIAMBAO
Chief, Response and Operational Coordination Division