



REPUBLIC OF THE PHILIPPINES  
**NATIONAL DISASTER RISK REDUCTION AND MANAGEMENT COUNCIL**

National Disaster Risk Reduction and Management Center, Camp Aguinaldo, Quezon City, Philippines

NATIONAL TASK FORCE  
CORONAVIRUS DISEASE-2019  
SITUATIONAL REPORT NO. **796**

Issued on 1200H, 6 June 2022

Report Coverage: 5 June 2022

---

## GLOBAL SITUATION

The summary of total cases worldwide, countries, and territories affected:



Source: WHO Global Data as of 3 June 2022

## PHILIPPINE SITUATION

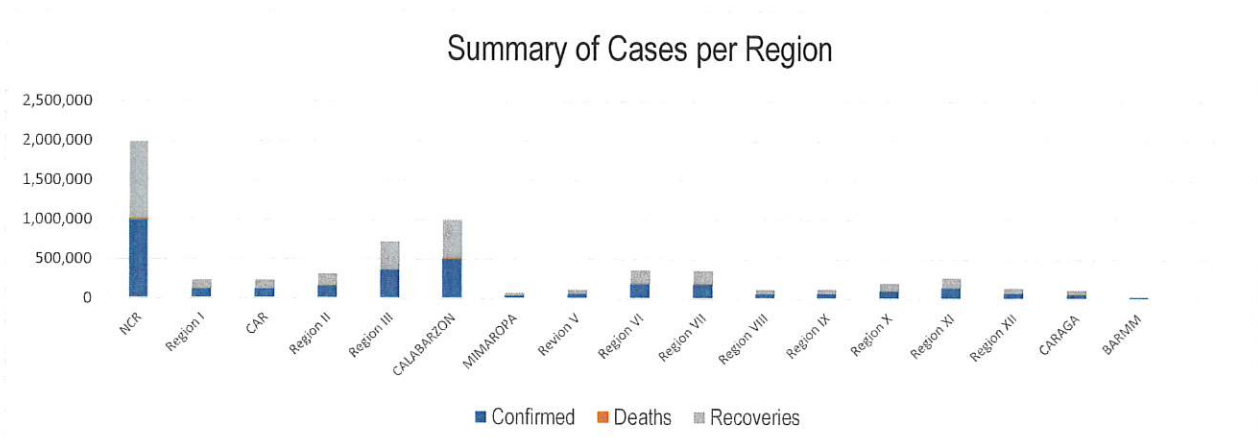
The summary of total cases, active cases, deaths and recoveries in the Philippines are as follows:

	TOTAL	NEW	remarks
Total Cases	<b>3,691,724</b>	+179	
Active Cases	<b>2,459</b>		<b>0.06%</b> Positivity Rate
Deaths	<b>60,456</b>		<b>1.6%</b> Case Fatality Rate
Recoveries	<b>3,628,809</b>	+198	<b>98.3%</b> Case Recovery Rate

Source: COVID-19 Tracker as of 6 June 2022 (<https://doh.gov.ph/covid19tracker>)

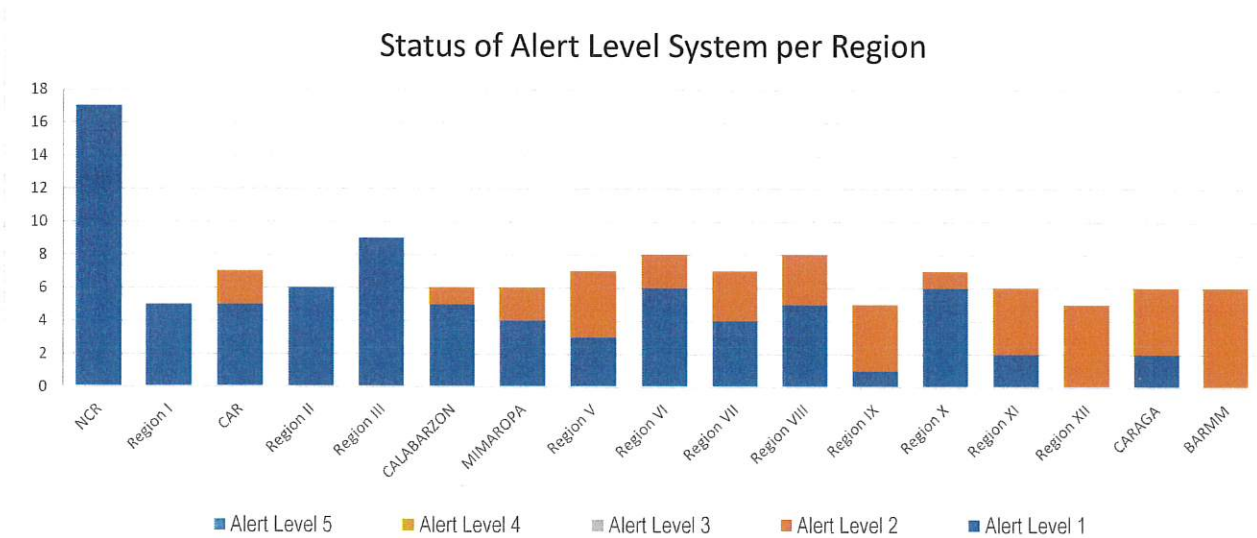
## CASES PER REGION

The summary of total cases, active cases, deaths and recoveries per Region are as follows:




## STATUS OF ALERT LEVEL SYSTEMS

The summary of Alert Level System as declared by the Interagency Task Force is as follows:



Source: IATF Resolution No. 168-D, s. 2022

**For the Chairperson, NDRRMC:**

  
**UNDERSECRETARY RICARDO B JALAD**  
 Executive Director, NDRRMC and  
 Administrator, OCD

**REFERENCES:** Reports from  
 World Health Organization  
 Office of Civil Defense  
 Department of Health

**NOTE:**  
 Other reports are available upon request



Republic of the Philippines  
**INTER-AGENCY TASK FORCE**  
**FOR THE MANAGEMENT OF EMERGING INFECTIOUS DISEASE**  
**NATIONAL TASK FORCE - COVID-19**  
**TASK GROUP RESOURCE MANAGEMENT AND LOGISTICS**



**Situation Report**  
**As of 05 June 2022**

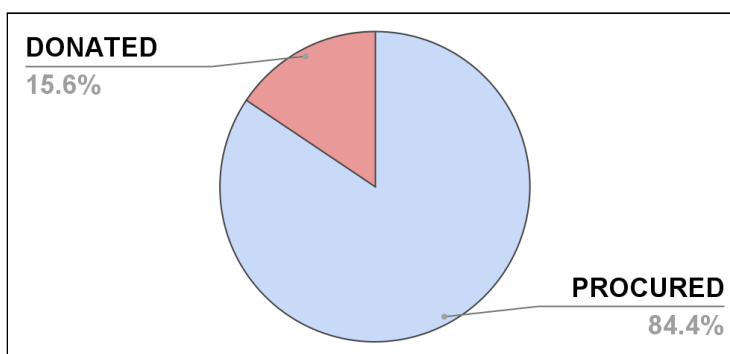
**I. DOH-OCD DISTRIBUTION OF SUPPLIES**

PARTICULARS	DISPATCHED (PROCURED)	DISPATCHED (DONATED)	DISPATCHED (TOTAL)
Protective Gown	5,509,879	181,635	5,691,514
Protective Suit (Clothing)	5,969,794	213,305	6,183,099
Masks (Surgical)	23,357,079	8,417,576	31,774,655
Head Cover	5,952,274	35,250	5,987,524
Shoe Cover	6,321,149	82,770	6,403,919
Gloves (Surgical)	14,307,812	1,175,900	15,483,712
Goggles	1,050,811	284,498	1,335,309
Masks (N95)	6,224,329	432,025	6,656,354
Masks (KN95)	2,986,742	793,648	3,780,390
Face Shield	4,797,169	468,827	5,265,996
Non-Invasive Ventilator	0	30	30
Alcohol (500ml)	12,608	46,832	59,440

Most distributed medical supply (Procured)	Surgical Mask (23,357,079) pieces
Most distributed medical supply (Donated)	Surgical Mask (8,417,576) pieces
Average Dispatch Percentage (Combined)	96.59%

**II. SUMMARY OF PROCURED AND DONATED ITEMS**

Total Items Dispatched	115,478,353 individual pieces
Total Procured Items Dispatched	97,467,814 individual pieces
Total Donated Items Dispatched	18,010,539 individual pieces



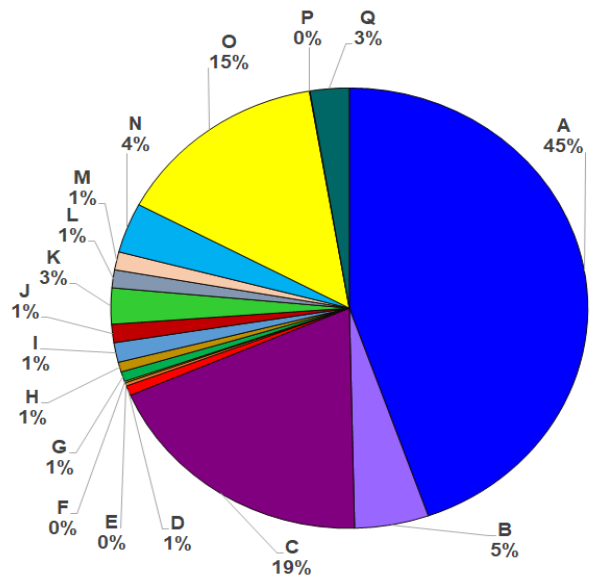
**III. STATUS OF PROCURED COVID-19 ANTIGEN KITS**

BATCH	TOTAL PROCURED	TOTAL DISPATCHED	BALANCE
BATCH 1 (ABBOTT)	500,000	500,000	0
		100.00%	0.00%
BATCH 2 (SD BIOSENSOR)	50,000	50,000	0
		100.00%	0.00%
BATCH 3 (RAPIGEN)	15,500	15,500	0
		100.00%	0.00%

**IV. DONATIONS MONITORING (as of 20 April 2021)**

**A. Financial Donations Received by OCD**

A	AFP	P 16,901,934.27
B	ANONYMOUS	P 1,903,100.00
C	BJMP	P 7,151,337.94
D	DBM	P 273,170.00
E	DENR	P 88,500.00
F	DILG	P 45,000.00
G	DOE	P 273,165.10
H	DOJ	P 273,165.00
I	MALACAÑANG	P 546,330.20
J	MMDA	P 510,000.00
K	NICA	P 1,000,000.00
L	NSC	P 500,000.00
M	OCD	P 499,700.00
N	PHILIPPINE MARINE	P 1,390,350.00
O	PHILIPPINE NAVY	P 5,506,950.00
P	PRIVATE DONATIONS	P 15,000.00
Q	TRANSGLOBAL CONSOLIDATIONS	P 1,000,000.00



<b>DOMESTIC CASH DONATIONS RECEIVED BY OCD</b>
<b>PHP 37,877,702.51</b>

**B. Summary of Utilization for Cash Donations (as of 20 April 2021)**




Total Cash Donations Received by OCD	Php 37,877,702.51
Cash Donations Utilized	Php 33,279,155.13
Funds Available	Php 4,583,547.38

**C. Donations Summary**

	DOMESTIC DONATION	INTERNATIONAL DONATION	GRAND TOTAL
MEDICAL SUPPLIES AND EQUIPMENT	8743	561	9304
WATER AND FOOD ITEMS	1990	4	1994
NON-FOOD ITEMS	1404	32	1436
SERVICES	165	6	171
CASH	166	-	166
VARIOUS DONATIONS	137	24	161
OTHERS	37	-	37
VACCINES	12	8	20
RENTALS	3	-	3
<b>Total</b>	<b>12657</b>	<b>635</b>	<b>13292</b>

Prepared by:

Reviewed by

  
JOEL G EUGENIO

  
JOSE ANGELO A MANGAOANG

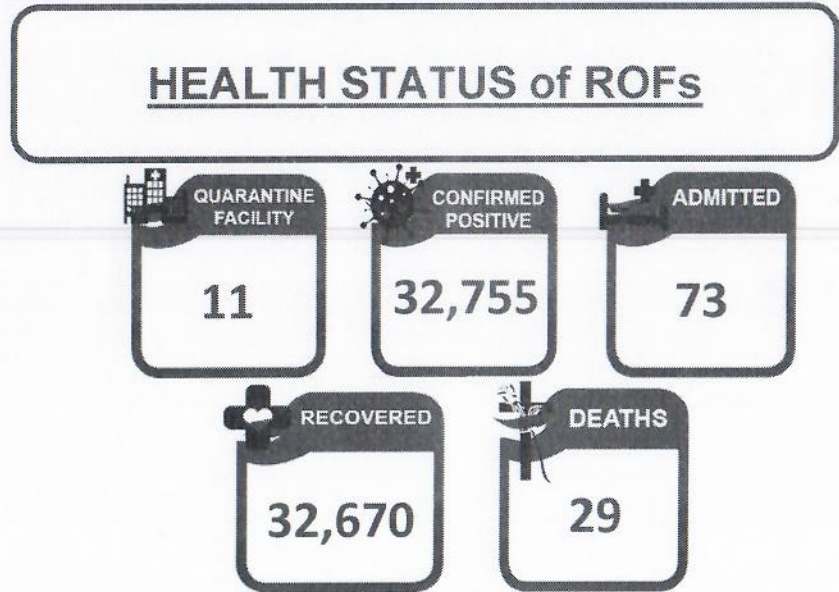
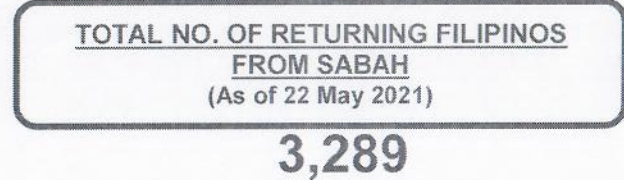
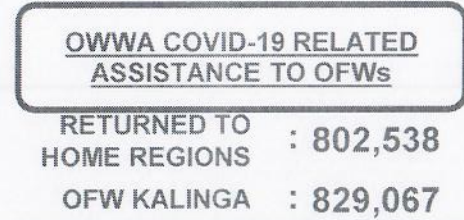
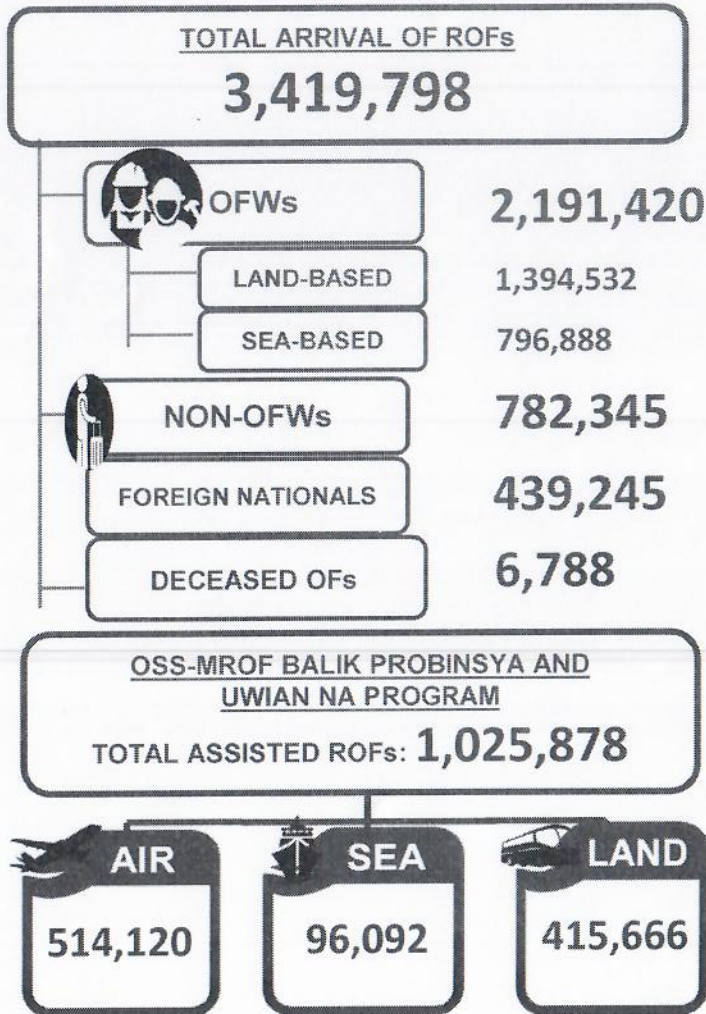
Approved by:

  
ASEC BERNARDO RAFAELITO R ALEJANDRO IV, CESO IV, MNSA  
Head, Task Group Resource Management and Logistics



### Task Group on Management of Returning Overseas Filipinos

Summary Report  
 05 June 2022





Republic of the Philippines  
 INTER-AGENCY TASK FORCE  
 FOR THE MANAGEMENT OF EMERGING INFECTIOUS DISEASE  
 NATIONAL TASK FORCE AGAINST COVID-19



Task Group on Management of Returning Overseas Filipinos

TG-MROF Daily Operational Report as of 05 June 2022

ARRIVALS

ROFs	TOTAL ARRIVAL ON AIRPORTS: 3,337,023															GRAND TOTAL ARRIVAL OF ROFs	
	NINYO AQUINO INTERNATIONAL AIRPORT						CLARK INTERNATIONAL AIRPORT		MACTAN-CEBU INTERNATIONAL AIRPORT		LAOAG AIRPORT	DAVAO AIRPORT	SUBIC AIRPORT	BOHOL-PANGLAO AIRPORT			
	Terminal 1 (23 April 2020 - 04 June 2022)		Terminal 2 (23 April 2020 - 04 June 2022)		Terminal 3 (08 July 2020 - 04 June 2022)		(05 June 2020 - 04 June 2022)		(28 June 2020 - 04 June 2022)		(18 June - 04 June 2022)	(27 June - 304 June 2022)	(18 June - 04 June 2022)	(Nov. 18 - 04 June 2022)			
	Now	Cumulative	Now	Cumulative	Now	Cumulative	Now	Cumulative	Now	Cumulative	Cumulative	Cumulative	Cumulative	Cumulative	Now		
<b>SUBTOTAL</b>	<b>4,119</b>	<b>817,323</b>	<b>3,870</b>	<b>949,370</b>	<b>6,596</b>	<b>958,431</b>	<b>932</b>	<b>307,521</b>	<b>905</b>	<b>254,542</b>	<b>405</b>	<b>26,404</b>	<b>22,808</b>	<b>219</b>	<b>20,309</b>	<b>3,419,798</b>	
OFWs	1,881	590,629	780	479,053	3,187	578,749	461	254,082	282	174,204	381	16,659	21,511	165	6,635	2,191,420	
Land-based	1,721	467,338	610	290,236	2,395	366,680	448	153,483	179	80,550	352	15,703	20,036	154	5,353	1,394,532	
Sea-based	160	123,291	170	188,817	792	212,069	13	100,599	103	93,654	29	956	1,475	11	1,282	796,888	
NON-OFWs	57	131,081	11	340,223	130	218,075	24	33,209	2	52,461	24	5,921	1,297	54	224	782,345	
Foreign Nationals	2,181	95,613	3,079	130,094	3,279	161,607	447	20,230	621	27,877	0	3,824	0	0	13,431	439,245	
Deceased OFs	19	6,788													19	6,788	

ROFs	TOTAL ARRIVAL ON SEAPORTS: 75,987													
	MANILA		CEBU		SUBIC		BATAAN		TAWI-TAWI/ZAMBOANGA		DAVAO		BATANGAS	
	Now	Cumulative	Now	Cumulative	Now	Cumulative	Now	Cumulative	Now	Cumulative	Now	Cumulative	Now	Cumulative
<b>SUBTOTAL</b>	<b>20</b>	<b>68,105</b>	<b>15</b>	<b>1,181</b>	<b>0</b>	<b>1,536</b>	<b>0</b>	<b>1,414</b>	<b>0</b>	<b>3,289</b>	<b>9</b>	<b>145</b>	<b>0</b>	<b>317</b>
OFWs	20	68,105	15	1,181	0	1,536	0	1,414	0	3,289	9	145	0	317
Sea-based	20	68,105	15	1,181	0	1,536	0	1,414	0	3,289	9	145	0	317

Sources: 1) OSS Report dated 04 June 2022. 2) BOQ Report No. 746 dated 05 June 2022. 3) BOQ Human Remains Report No. 689 dated 05 June 2022. and 4) OCD BARM Report dated 22 May 2021.

QUARANTINE

ROFs IN TREATMENT AND MONITORING FACILITIES								
No. of QFs	Confirmed Positive		Admitted		Recovered		Deaths	
	Now	Cumulative	Now	Cumulative	Now	Cumulative	Now	Cumulative
11	17	32,755	10	73	7	32,670	0	29

Source: 1) BOQ Report No. 746 dated 05 June 2022. (Note: Figures from previous reports may differ due to data verification process.)

OWWA COVID-19 RELATED ASSISTANCE TO OFWs (March 2020 - November 2021)

Returned to Home Regions	802,538
OFW Kalinga	829,067

Source: 1) OWWA Monitoring Report dated November 2021.

13

REMAINS OF DECEASED OFs

COUNTRY OF ORIGIN	CUMULATIVE		CAUSE OF DEATH	
	COUNTRY	NOW	CUMULATIVE	CUMULATIVE
TOTAL	19	6,788	COVID-19	6,788
Saudi Arabia	0	798	NON COVID-19	6,148
USA	0	287		
United Arab Emirates	0	149		
Qatar	0	67		
Kuwait	0	51		
Others	19	5,436		

Source: 1) BOQ Human Remains Report No. 689 dated 05 June 2022. (Note: Figures from previous reports may differ due to data verification process.)

OSS-MROF BALIK PROBINSYA & UWIAN NA PROGRAM (May 25, 2020 - April 18, 2022)

ROFs ASSISTED THRU THEIR DESTINATION	MODE OF TRANSPORTATION			GRAND TOTAL
	Air (NAIA T2)	Land (PITX)	Sea (N. Harbor)	
	Cumulative	Cumulative	Cumulative	
	514,120	415,666	96,092	1,025,878

Sources: 1) OSS Report as of 30 May 2022. 2) PITX Report (Uwian Na Program) dated 31 May 2022 and "DOTr (Hald Tulong Program) Report dated 14 May 2021. \*Data starting from June 2 includes LSI and APOR (Note: Figures from previous reports may differ due to data verification process.)

RETURNING FILIPINOS FROM SABAH

TOTAL NO. OF RETURNING FILIPINOS FROM SABAH:	3,289	
First Batch	July 5, 2020	395
Second Batch	July 29, 2020	394
Third Batch	August 13, 2020	400
Fourth Batch	August 28, 2020	379
Fifth Batch	September 24, 2020	400
Sixth Batch	November 12, 2020	151
Seventh Batch	December 13-20, 2020	Failed deportation due to force majeure
Eighth Batch	March 7, 2021	316
Ninth Batch	April 17, 2021	358
Tenth Batch	May 22, 2021	496

As of June 21, 2021, 4,683 remaining Filipinos are still in Sabah for transfer.

Source: 1) OCD BARM Report dated 22 May 2021. (Note: Figures from previous reports may differ due to data verification process.)

Prepared by:

*Sharmain B. Tuyay*  
 SHARMAIN B. TUYAY  
 Technical Support

Reviewed by:

*Ms. Susana E. Quiambao*  
 MS. SUSANA E. QUIAMBAO  
 Chief, Response and Operational Coordination Division

Approved by:

*Dir. Hamid T. Bayao*  
 DIR. HAMID T. BAYAO  
 Director III, Operations Service

Republic of the Philippines  
Inter-Agency Task Force  
FOR THE MANAGEMENT OF EMERGENCY INFECTIOUS DISEASE  
NATIONAL TASK FORCE COVID-19  
**Task Group on Management of Returning Overseas Filipinos**

**NARRATIVE REPORT**  
**05 June 2022**

---

ACTIONS TAKEN: Management of Returning Overseas Filipinos (MROF)

The Task Group on Management of Returning Overseas Filipinos (TG-MROF) was created by the National Incident Command-National Task Force COVID 19 to solely cater to the medical and social needs of Returning Overseas Filipinos (ROFs). The TG-MROF in coordination with various government agencies, private entities, and other task groups created to respond with the prevailing crisis, regional task units, and local government agencies that are task to facilitate the safe return of the ROFs back to their home provinces.

**Members:** DND, DOTr, DOLE, DILG, DFA, DOT, DSWD, DOH, OCD, OWWA, BOQ, CAAP, MARINA, PCG, PNP and AFP

**ARRIVALS:** As of 04 June 2022, a total of 3,419,798 **Returning Overseas Filipinos (ROFs)** arrived at the NAIA Terminals 1, 2, and 3, Clark International Airport, Mactan-Cebu International Airport, Laoag International Airport, South Harbor, Subic, Bataan, Zamboanga, and Batangas Port. Of which, a total of 2,191,420 are **OFWs** (1,394,532 are **land-based** and 796,888 are **sea-based**) and 782,345 are **non-OFWs** including 439,245 **Foreign Nationals**.

A total of 6,788 **deceased ROFs** had arrived in the country from 07 July 2020 – 05 June 2022. Of which, 640 died due to COVID-19.


**QUARANTINE:** As of 31 May 2022, a total of 32,755 ROFs were confirmed positive with COVID-19. Of which, 73 are admitted at 11 quarantine facilities, 32,670 were able to recover and 29 died.

**OSS-MROF BALIK PROBINSYA AND UWIAN NA PROGRAM:** As of 30 May 2022, a total of 1,025,878 ROFs were assisted back to their home provinces. Of which, 415,666 were assisted by land, 514,120 by air, and 96,092 by sea.


**OWWA COVID-19 RELATED ASSISTANCE TO OFWs:** From March 2020 to 10 October, 2021, a total of 829,067 OFWs were assisted by OWWA on their "Returned to Home Regions" program and 801,037 OFWs are also assisted through "OFW Kalinga" program.

**RETURNING FILIPINOS (REFs) from SABAH:** As of 22 May 2021, a total of 3,289 REFs from Sabah had arrived in the country. While as of 21 June 2021, a total of 4,683 remaining Filipinos are still in Sabah for transfer.

Prepared by:

  
**SHARMAIN B. TUYAY**  
Technical Support

Reviewed by:

  
**MS. SUSANA E. QUIAMBAO**  
Chief, Response and Operational Coordination Division

Approved by:

  
**DIR. HAMID T. BAYAO**  
Director III, Operations Division