



NATIONAL TASK FORCE
CORONAVIRUS DISEASE-2019
SITUATIONAL REPORT NO. **799**

Issued on 1200H, **9 June 2022**

Report Coverage: **8 June 2022**

GLOBAL SITUATION

The summary of total cases worldwide, countries, and territories affected:



Source: WHO Global Data as of 8 June 2022

PHILIPPINE SITUATION

The summary of total cases, active cases, deaths and recoveries in the Philippines are as follows:

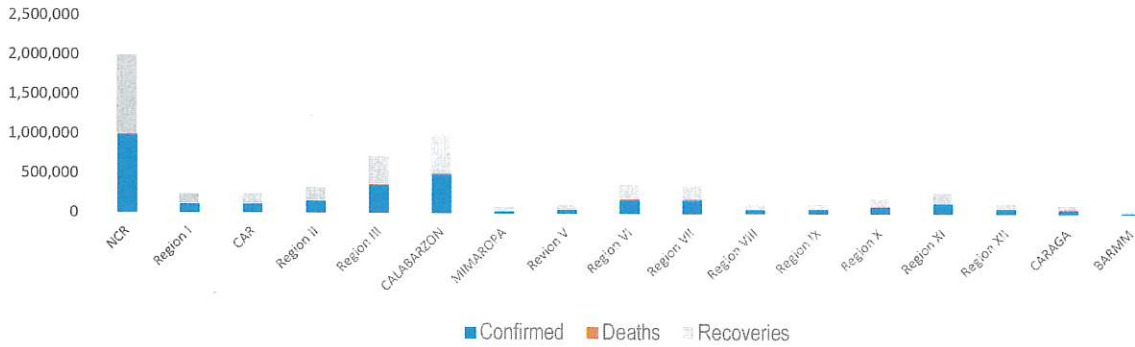
	TOTAL	NEW	remarks
Total Cases	3,692,336	+252	
Active Cases	2,529		0.06% Positivity Rate
Deaths	60,456		1.6% Case Fatality Rate
Recoveries	3,629,351	+163	98.3% Case Recovery Rate

Source: COVID-19 Tracker as of 9 June 2022 (<https://doh.gov.ph/covid19tracker>)

CASES PER REGION

The summary of total cases, active cases, deaths and recoveries per Region are as follows:

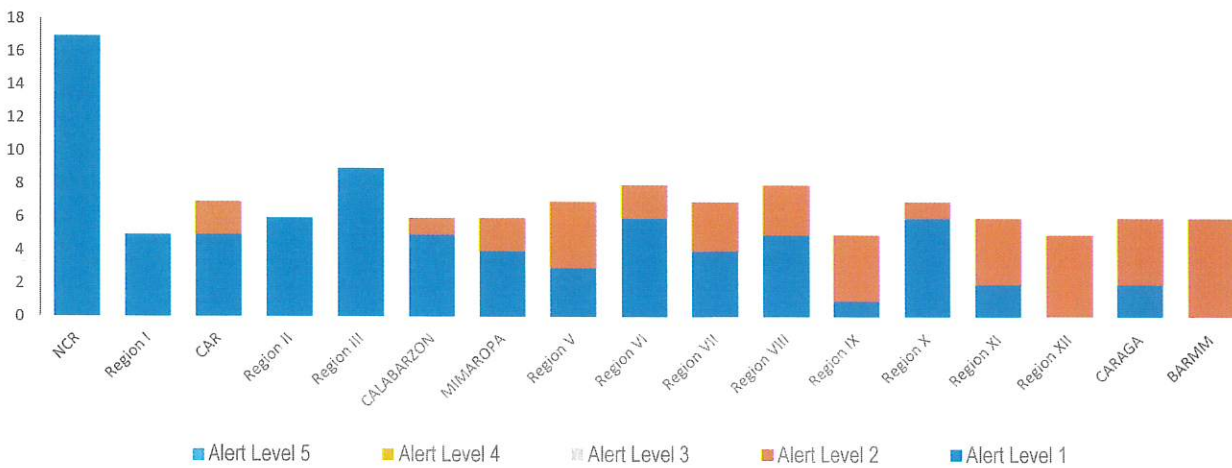
Summary of Cases per Region



STATUS OF ALERT LEVEL SYSTEMS

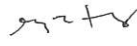
The summary of Alert Level System as declared by the Interagency Task Force is as follows:

Status of Alert Level System per Region



Source: IATF Resolution No. 168-D, s. 2022

For the Chairperson, NDRRMC:

for 
UNDERSECRETARY RICARDO B JALAD
 Executive Director, NDRRMC and
 Administrator, OCD

REFERENCES: Reports from
 World Health Organization
 Office of Civil Defense
 Department of Health

NOTE:
 Other reports are available upon request



Republic of the Philippines
INTER-AGENCY TASK FORCE
FOR THE MANAGEMENT OF EMERGING INFECTIOUS DISEASE
NATIONAL TASK FORCE - COVID-19
TASK GROUP RESOURCE MANAGEMENT AND LOGISTICS



Situation Report
As of 08 June 2022

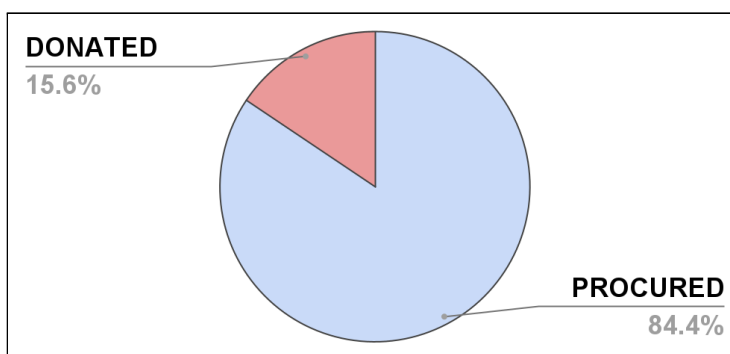
I. DOH-OCD DISTRIBUTION OF SUPPLIES

PARTICULARS	DISPATCHED (PROCURED)	DISPATCHED (DONATED)	DISPATCHED (TOTAL)
Protective Gown	5,509,879	181,635	5,691,514
Protective Suit (Clothing)	5,969,794	213,305	6,183,099
Masks (Surgical)	23,357,079	8,417,576	31,774,655
Head Cover	5,952,274	35,250	5,987,524
Shoe Cover	6,321,149	82,770	6,403,919
Gloves (Surgical)	14,307,812	1,175,900	15,483,712
Goggles	1,050,811	284,498	1,335,309
Masks (N95)	6,224,329	432,025	6,656,354
Masks (KN95)	2,986,742	793,648	3,780,390
Face Shield	4,797,169	468,827	5,265,996
Non-Invasive Ventilator	0	30	30
Alcohol (500ml)	12,608	46,832	59,440

Most distributed medical supply (Procured)	Surgical Mask (23,357,079) pieces
Most distributed medical supply (Donated)	Surgical Mask (8,417,576) pieces
Average Dispatch Percentage (Combined)	96.59%

II. SUMMARY OF PROCURED AND DONATED ITEMS

Total Items Dispatched	115,478,353 individual pieces
Total Procured Items Dispatched	97,467,814 individual pieces
Total Donated Items Dispatched	18,010,539 individual pieces



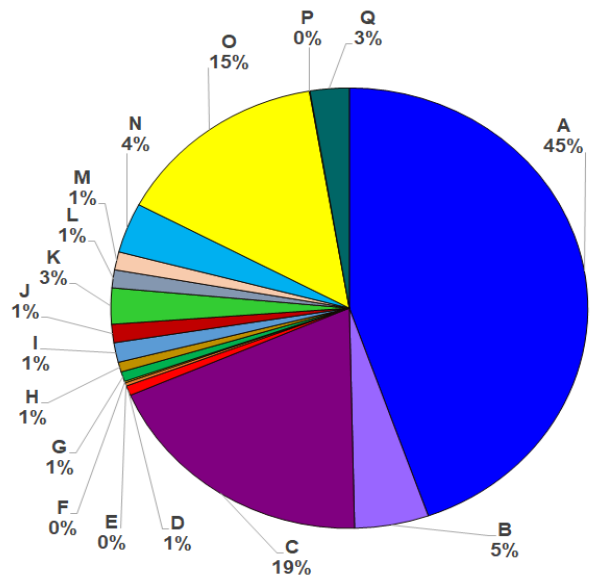
III. STATUS OF PROCURED COVID-19 ANTIGEN KITS

BATCH	TOTAL PROCURED	TOTAL DISPATCHED	BALANCE
BATCH 1 (ABBOTT)	500,000	500,000	0
		100.00%	0.00%
BATCH 2 (SD BIOSENSOR)	50,000	50,000	0
		100.00%	0.00%
BATCH 3 (RAPIGEN)	15,500	15,500	0
		100.00%	0.00%

IV. DONATIONS MONITORING (as of 20 April 2021)

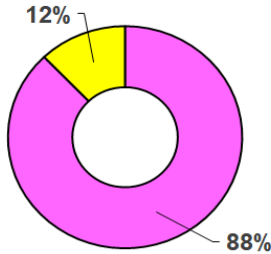
A. Financial Donations Received by OCD

A	AFP	P 16,901,934.27
B	ANONYMOUS	P 1,903,100.00
C	BJMP	P 7,151,337.94
D	DBM	P 273,170.00
E	DENR	P 88,500.00
F	DILG	P 45,000.00
G	DOE	P 273,165.10
H	DOJ	P 273,165.00
I	MALACAÑANG	P 546,330.20
J	MMDA	P 510,000.00
K	NICA	P 1,000,000.00
L	NSC	P 500,000.00
M	OCD	P 499,700.00
N	PHILIPPINE MARINE	P 1,390,350.00
O	PHILIPPINE NAVY	P 5,506,950.00
P	PRIVATE DONATIONS	P 15,000.00
Q	TRANSGLOBAL CONSOLIDATIONS	P 1,000,000.00



DOMESTIC CASH DONATIONS RECEIVED BY OCD
PHP 37,877,702.51

B. Summary of Utilization for Cash Donations (as of 20 April 2021)



Total Cash Donations Received by OCD	Php 37,877,702.51
Cash Donations Utilized	Php 33,279,155.13
Funds Available	Php 4,583,547.38

C. Donations Summary

	DOMESTIC DONATION	INTERNATIONAL DONATION	GRAND TOTAL
MEDICAL SUPPLIES AND EQUIPMENT	8743	561	9304
WATER AND FOOD ITEMS	1990	4	1994
NON-FOOD ITEMS	1404	32	1436
SERVICES	165	6	171
CASH	166	-	166
VARIOUS DONATIONS	137	24	161
OTHERS	37	-	37
VACCINES	12	8	20
RENTALS	3	-	3
Total	12657	635	13292

Prepared by:

JAROLD D. MATIAS

Reviewed by

JOSE ANGELO A MANGAOANG

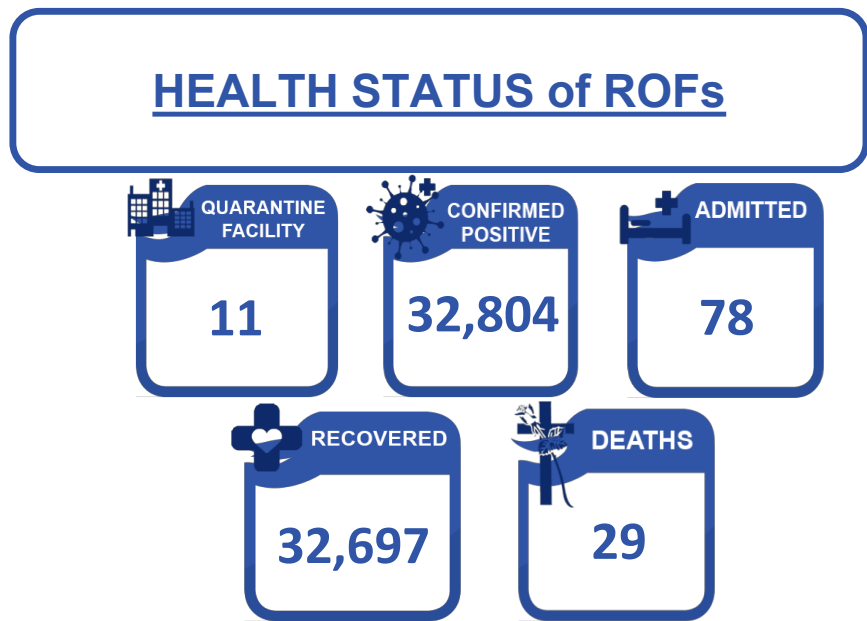
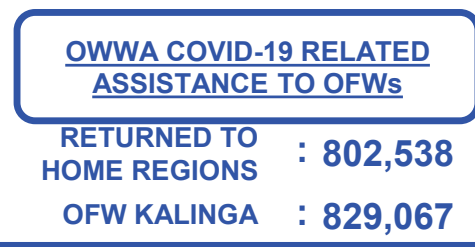
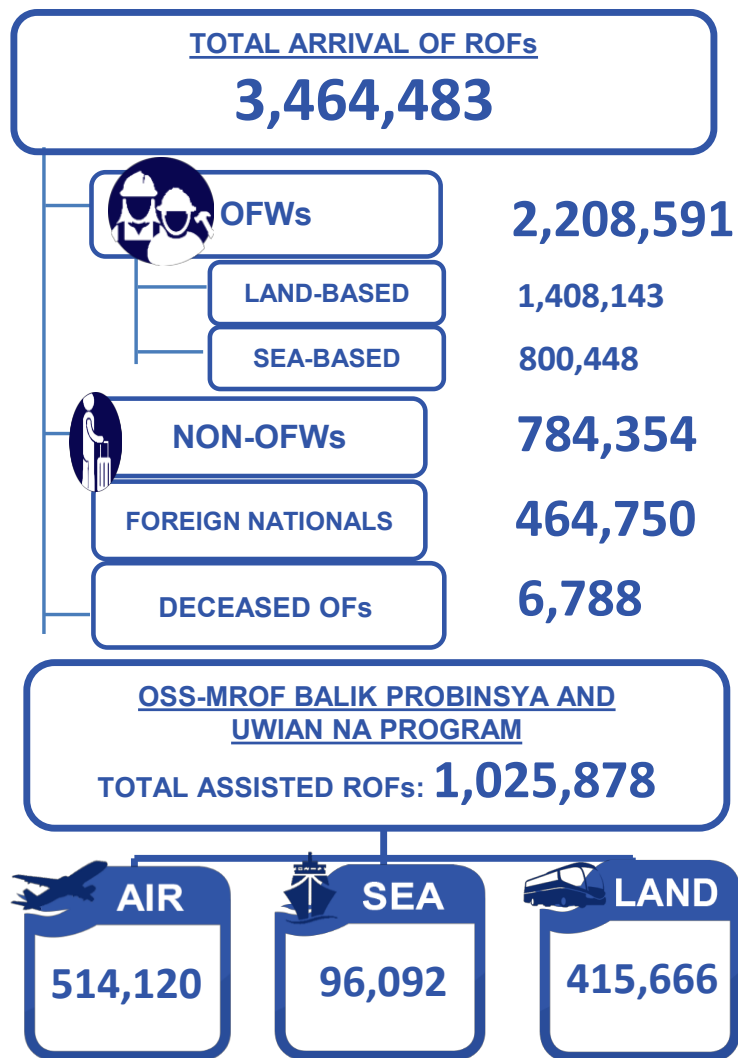
Approved by:

ASEC BERNARDO RAFAELITO R. ALEJANDRO IV, CESO IV, MNSA
Head, Task Group Resource Management and Logistics



Task Group on Management of Returning Overseas Filipinos

Summary Report
 08 June 2022





Republic of the Philippines
INTER-AGENCY TASK FORCE
FOR THE MANAGEMENT OF EMERGING INFECTIOUS DISEASE
NATIONAL TASK FORCE AGAINST COVID-19



Task Group on Management of Returning Overseas Filipinos

TG-MROF Daily Operational Report as of 08 June 2022

ARRIVALS

ROFs	TOTAL ARRIVAL ON AIRPORTS: 3,381,708															GRAND TOTAL ARRIVAL OF ROFs	
	NINYO AQUINO INTERNATIONAL AIRPORT						CLARK INTERNATIONAL AIRPORT		MACTAN-CEBU INTERNATIONAL AIRPORT		LAOAG AIRPORT	DAVAO AIRPORT	SUBIC AIRPORT	BOHOL-PANGLAO AIRPORT			
	Terminal 1		Terminal 2		Terminal 3		(05 June 2020 - 07 June 2022)		(28 June 2020 - 07 June 2022)		(18 June - 07 June 2022)	(27 June - 07 June 2022)	(18 June - 07 June 2022)	(Nov. 18 - 07 June 2022)			
	Now	Cumulative	Now	Cumulative	Now	Cumulative	Now	Cumulative	Now	Cumulative	Cumulative	Cumulative	Cumulative	Cumulative			
	(23 April 2020 - 07 June 2022)	(23 April 2020 - 07 June 2022)	(08 July 2020 - 07 June 2022)	(08 July 2020 - 07 June 2022)	(05 June 2020 - 07 June 2022)	(05 June 2020 - 07 June 2022)	(28 June 2020 - 07 June 2022)	(28 June 2020 - 07 June 2022)	(18 June - 07 June 2022)	(27 June - 07 June 2022)	(18 June - 07 June 2022)	(18 June - 07 June 2022)	(Nov. 18 - 07 June 2022)				
SUBTOTAL	4,563	829,596	2,499	958,755	6,547	977,153	539	309,810	604	256,199	405	26,763	22,808	219	18,693	3,464,483	
OFWs	2,194	596,416	628	480,875	2,862	586,729	292	255,147	122	174,609	381	16,771	21,511	165	6,205	2,208,591	
Land-based	1,996	472,639	454	291,448	2,123	372,341	283	154,490	100	80,869	352	15,814	20,036	154	4,956	1,408,143	
Sea-based	198	123,777	174	189,427	739	214,388	9	100,657	22	93,740	29	957	1,475	11	1,249	800,448	
NON-OFWs	135	131,683	153	340,614	214	218,715	26	33,318	9	52,472	24	6,177	1,297	54	537	784,354	
Foreign Nationals	2,234	101,497	1,718	137,266	3,471	171,709	221	21,345	473	29,118	0	3,815	0	0	11,932	464,750	
Deceased OFs	19	6,788													19	6,788	

ROFs	TOTAL ARRIVAL ON SEAPORTS: 75,987													
	MANILA		CEBU		SUBIC		BATAAN		TAWI-TAWI/ ZAMBOANGA		DAVAO		BATANGAS	
	Now	Cumulative	Now	Cumulative	Now	Cumulative	Now	Cumulative	Now	Cumulative	Now	Cumulative	Now	Cumulative
	(23 April 2020 - 07 June 2022)	(23 April 2020 - 07 June 2022)	(08 July 2020 - 07 June 2022)	(08 July 2020 - 07 June 2022)	(05 June 2020 - 07 June 2022)	(05 June 2020 - 07 June 2022)	(28 June 2020 - 07 June 2022)	(28 June 2020 - 07 June 2022)	(18 June - 07 June 2022)	(27 June - 07 June 2022)	(18 June - 07 June 2022)	(18 June - 07 June 2022)	(Nov. 18 - 07 June 2022)	
SUBTOTAL	66	68,105	0	1,181	32	1,536	0	1,414	0	3,289	9	145	0	317
OFWs	66	68,105	0	1,181	32	1,536	0	1,414	0	3,289	9	145	0	317
Sea-based	66	68,105	0	1,181	32	1,536	0	1,414	0	3,289	9	145	0	317

Sources: 1) OSS Report dated 07 June 2022, 2) BOQ Report No. 749 dated 08 June 2022, 3) BOQ Human Remains Report No. 692 dated 08 June 2022, and 4) OCD BARM Report dated 22 May 2021.

QUARANTINE

ROFs IN TREATMENT AND MONITORING FACILITIES							
No. of QFs	Confirmed Positive		Admitted		Recovered		Deaths
11	Now	Cumulative	Now	Cumulative	Now	Cumulative	Now
		10	32,804	8	78	11	32,697

Source: 1) BOQ Report No. 749 dated 08 June 2022. (Note: Figures from previous reports may differ due to data verification process.)

OWWA COVID-19 RELATED ASSISTANCE TO OFWs (March 2020 - November 2021)

Returned to Home Regions	802,538
OFW Kalinga	829,067

Source: 1) OWWA Monitoring Report dated November 2021.

OSS-MROF BALIK PROBINSYA & UWIAN NA PROGRAM (May 25, 2020 - April 18, 2022)

ROFs ASSISTED THRU THEIR DESTINATION	MODE OF TRANSPORTATION			GRAND TOTAL
	Air (NAIA T2)	Land (PITX)	Sea (N. Harbor)	
	Cumulative	Cumulative	Cumulative	
	514,120	415,666	96,092	1,025,878

Sources: 1) OSS Report as of 31 May 2022, 2) PITX Report (Uwian Na Program) dated 01 June 2022 and 'DOTR (Halid Tulong Program) Report dated 14 May 2021. *Data starting from June 2 includes LSI and APOR. (Note: Figures from previous reports may differ due to data verification process.)

REMAINS OF DECEASED OFs

COUNTRY	COUNTRY OF ORIGIN		CAUSE OF DEATH	
	NOW	CUMULATIVE	COVID-19	CUMULATIVE
TOTAL	19	6,788		6,788
Saudi Arabia	0	798	COVID-19	640
USA	0	287		
United Arab Emirates	0	149	NON COVID-19	6,148
Qatar	0	67		
Kuwait	0	51		
Others	19	5,436		

Source: 1) BOQ Human Remains Report No. 688 dated 03 June 2022. (Note: Figures from previous reports may differ due to data verification process.)

RETURNING FILIPINOS FROM SABAH

TOTAL NO. OF RETURNING FILIPINOS FROM SABAH:	3,289	
First Batch	July 5, 2020	395
Second Batch	July 29, 2020	394
Third Batch	August 13, 2020	400
Fourth Batch	August 28, 2020	379
Fifth Batch	September 24, 2020	400
Sixth Batch	November 12, 2020	151
Seventh Batch	December 13-20, 2020	Failed deportation due to force majeure
Eighth Batch	March 7, 2021	316
Ninth Batch	April 17, 2021	358
Tenth Batch	May 22, 2021	496
As of June 21, 2021, 4,683 remaining Filipinos are still in Sabah for transfer.		

Source: 1) OCD BARM Report dated 22 May 2021. (Note: Figures from previous reports may differ due to data verification process.)

Prepared by:	Reviewed by:	Approved by:
SGD SHARMAIN B. TUYAY Technical Support	SGD MS. SUSANA E. QUIAMBAO Chief, Response and Operational Division	SGD DIR. HAMID T BAYAO Director III, Operations Service

Republic of the Philippines
Inter-Agency Task Force
FOR THE MANAGEMENT OF EMERGENCY INFECTIOUS DISEASE
NATIONAL TASK FORCE COVID-19
Task Group on Management of Returning Overseas Filipinos

NARRATIVE REPORT
08 June 2022

ACTIONS TAKEN: Management of Returning Overseas Filipinos (MROF)

The Task Group on Management of Returning Overseas Filipinos (TG-MROF) was created by the National Incident Command-National Task Force COVID 19 to solely cater to the medical and social needs of Returning Overseas Filipinos (ROFs). The TG-MROF in coordination with various government agencies, private entities, and other task groups created to respond with the prevailing crisis, regional task units, and local government agencies that are task to facilitate the safe return of the ROFs back to their home provinces.

Members: DND, DOTr, DOLE, DILG, DFA, DOT, DSWD, DOH, OCD, OWWA, BOQ, CAAP, MARINA, PCG, PNP and AFP

ARRIVALS: As of 07 June 2022, a total of **3,464,483 Returning Overseas Filipinos (ROFs)** arrived at the NAIA Terminals 1, 2, and 3, Clark International Airport, Mactan-Cebu International Airport, Laoag International Airport, South Harbor, Subic, Bataan, Zamboanga, and Batangas Port. Of which, a total of **2,208,591** are **OFWs** (**1,408,143** are **land-based** and **800,448** are **sea-based**) and **784,354** are **non-OFWs** including **464,750 Foreign Nationals**.

A total of **6,788 deceased ROFs** had arrived in the country from 07 July 2020 – 08 June 2022. Of which, **640** died due to COVID-19.

QUARANTINE: As of 08 June 2022, a total of **32,804** ROFs were confirmed positive with COVID-19. Of which, **78** are admitted at **11** quarantine facilities, **32,697** were able to recover and **29** died.

OSS-MROF BALIK PROBINSYA AND UWIAN NA PROGRAM: As of 01 June 2022, a total of **1,025,878** ROFs were assisted back to their home provinces. Of which, **415,666** were assisted by land, **514,120** by air, and **96,092** by sea.

OWWA COVID-19 RELATED ASSISTANCE TO OFWs: From March 2020 to 10 October, 2021, a total of **829,067** OFWs were assisted by OWWA on their “Returned to Home Regions” program and **801,037** OFWs are also assisted through “OFW Kalinga” program.

RETURNING FILIPINOS (REFs) from SABAH: As of 22 May 2021, a total of **3,289** REFs from Sabah had arrived in the country. While as of 21 June 2021, a total of **4,683** remaining Filipinos are still in Sabah for transfer.

Prepared by:

SGD
SHARMAIN B. TUYAY
Technical Support

Reviewed by:

SGD
MS. SUSANA E. QUIAMBAO
Chief, Response and Operational Coordination Division

Approved by:

SGD
DIR. HAMID T. BAYAO
Director III, Operations Service