



NATIONAL TASK FORCE
CORONAVIRUS DISEASE-2019
SITUATIONAL REPORT NO. **807**

Issued on 1200H, 17 June 2022
Report Coverage: 16 June 2022

GLOBAL SITUATION

The summary of total cases worldwide, countries, and territories affected:



Source: WHO Global Data as of 16 June 2022

PHILIPPINE SITUATION

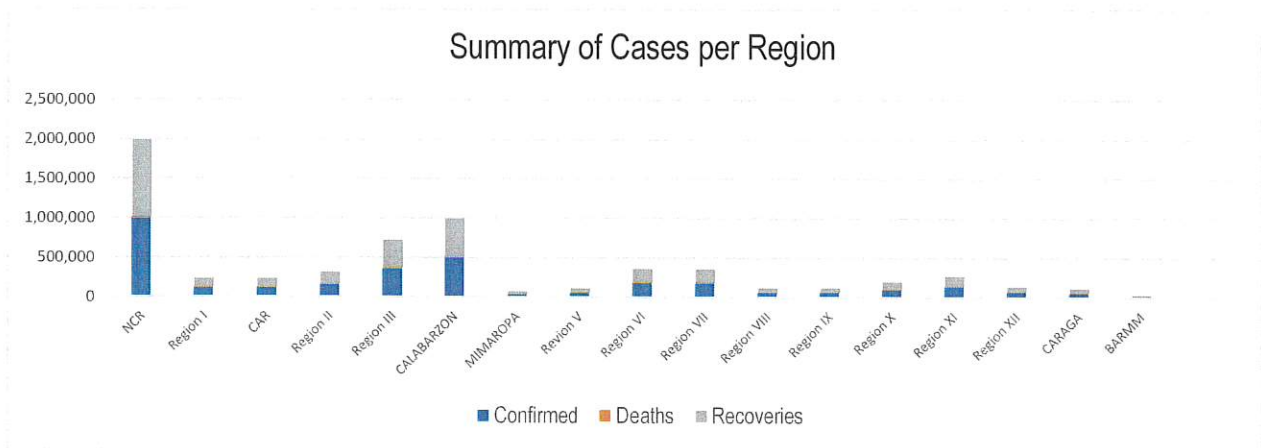
The summary of total cases, active cases, deaths and recoveries in the Philippines are as follows:

	TOTAL	NEW	remarks
Total Cases	3,695,068	+539	
Active Cases	3,829		0.10% Positivity Rate
Deaths	60,467		1.6% Case Fatality Rate
Recoveries	3,630,772	+166	98.2% Case Recovery Rate

Source: COVID-19 Tracker as of 17 June 2022 (<https://doh.gov.ph/covid19tracker>)

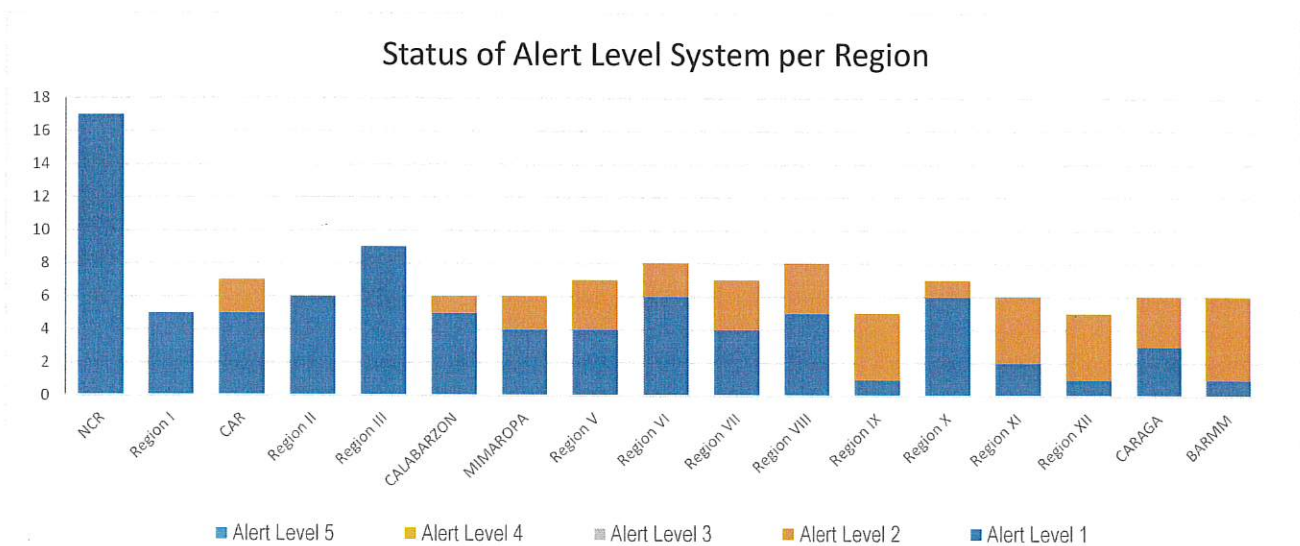
CASES PER REGION

The summary of total cases, active cases, deaths and recoveries per Region are as follows:




STATUS OF ALERT LEVEL SYSTEMS

The summary of Alert Level System as declared by the Interagency Task Force is as follows:



Source: IATF Resolution No. 168-G, s. 2022

For the Chairperson, NDRRMC:


UNDERSECRETARY RICARDO B JALAD
 Executive Director, NDRRMC and
 Administrator, OCD

REFERENCES: Reports from
 World Health Organization
 Office of Civil Defense
 Department of Health

NOTE:
 Other reports are available upon request



Republic of the Philippines
 INTER-AGENCY TASK FORCE
 FOR THE MANAGEMENT OF EMERGING INFECTIOUS DISEASE
 NATIONAL TASK FORCE - COVID-19
TASK GROUP RESOURCE MANAGEMENT AND LOGISTICS



Situation Report
 As of 16 June 2022

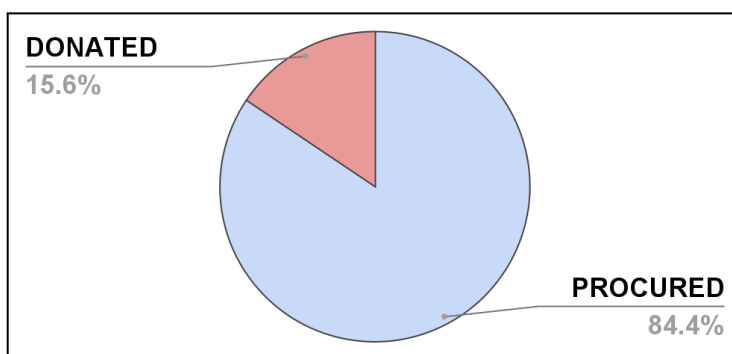
I. DOH-OCD DISTRIBUTION OF SUPPLIES

PARTICULARS	DISPATCHED (PROCURED)	DISPATCHED (DONATED)	DISPATCHED (TOTAL)
Protective Gown	5,509,879	181,635	5,691,514
Protective Suit (Clothing)	5,969,794	213,305	6,183,099
Masks (Surgical)	23,357,079	8,417,576	31,774,655
Head Cover	5,952,274	35,250	5,987,524
Shoe Cover	6,321,149	82,770	6,403,919
Gloves (Surgical)	14,307,812	1,175,900	15,483,712
Goggles	1,050,811	284,498	1,335,309
Masks (N95)	6,224,329	432,025	6,656,354
Masks (KN95)	2,986,742	793,648	3,780,390
Face Shield	4,797,169	468,827	5,265,996
Non-Invasive Ventilator	0	30	30
Alcohol (500ml)	12,608	46,832	59,440

Most distributed medical supply (Procured)	Surgical Mask (23,357,079) pieces
Most distributed medical supply (Donated)	Surgical Mask (8,417,576) pieces
Average Dispatch Percentage (Combined)	96.59%

II. SUMMARY OF PROCURED AND DONATED ITEMS

Total Items Dispatched	115,478,353 individual pieces
Total Procured Items Dispatched	97,467,814 individual pieces
Total Donated Items Dispatched	18,010,539 individual pieces



III. STATUS OF PROCURED COVID-19 ANTIGEN KITS

BATCH	TOTAL PROCURED	TOTAL DISPATCHED	BALANCE
BATCH 1 (ABBOTT)	500,000	500,000	0
		100.00%	0.00%
BATCH 2 (SD BIOSENSOR)	50,000	50,000	0
		100.00%	0.00%
BATCH 3 (RAPIGEN)	15,500	15,500	0
		100.00%	0.00%

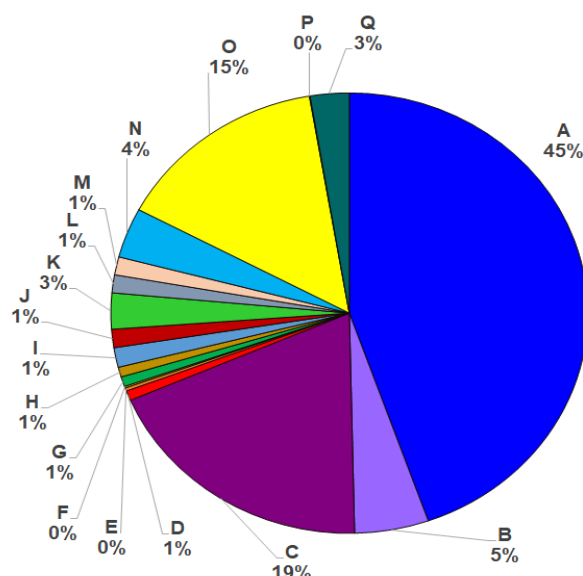
IV. DONATIONS MONITORING (as of 20 April 2021)

A. Financial Donations Received by OCD

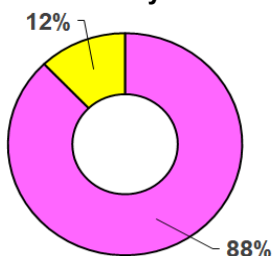
A	AFP	P 16,901,934.27
B	ANONYMOUS	P 1,903,100.00
C	BJMP	P 7,151,337.94
D	DBM	P 273,170.00
E	DENR	P 88,500.00
F	DILG	P 45,000.00
G	DOE	P 273,165.10
H	DOJ	P 273,165.00
I	MALACAÑANG	P 546,330.20
J	MMDA	P 510,000.00
K	NICA	P 1,000,000.00
L	NSC	P 500,000.00
M	OCD	P 499,700.00
N	PHILIPPINE MARINE	P 1,390,350.00
O	PHILIPPINE NAVY	P 5,506,950.00
P	PRIVATE DONATIONS	P 15,000.00
Q	TRANSGLOBAL CONSOLIDATIONS	P 1,000,000.00

DOMESTIC CASH DONATIONS RECEIVED BY OCD

PHP 37,877,702.51



B. Summary of Utilization for Cash Donations (as of 20 April 2021)



Total Cash Donations Received by OCD	Php 37,877,702.51
Cash Donations Utilized	Php 33,279,155.13
Funds Available	Php 4,583,547.38

C. Donations Summary

	DOMESTIC DONATION	INTERNATIONAL DONATION	GRAND TOTAL
MEDICAL SUPPLIES AND EQUIPMENT	8743	561	9304
WATER AND FOOD ITEMS	1990	4	1994
NON-FOOD ITEMS	1404	32	1436
SERVICES	165	6	171
CASH	166	-	166
VARIOUS DONATIONS	137	24	161
OTHERS	37	-	37
VACCINES	12	8	20
RENTALS	3	-	3
Total	12657	635	13292

Prepared by:

Jarold D. Matias
JAROLD D. MATIAS

Reviewed by

Jose Angelo A. Mangaoang
JOSE ANGELO A MANGAOANG

Approved by:

Asec Bernardo Rafaelito R. Alejandro IV
ASEC BERNARDO RAFAELITO R ALEJANDRO IV, CESO IV, MNSA
Head, Task Group Resource Management and Logistics



Republic of the Philippines
INTER-AGENCY TASK FORCE
FOR THE MANAGEMENT OF EMERGING INFECTIOUS DISEASE
NATIONAL TASK FORCE - COVID 19

NTF
COVID-19

Task Group on Management of Returning Overseas Filipinos

Summary Report

16 June 2022

TOTAL ARRIVAL OF ROFs

3,593,046



OFWs

2,257,876

LAND-BASED

1,446,000

SEA-BASED

811,876



NON-OFWs

815,362

FOREIGN NATIONALS

512,929

DECEASED OFs

6,879

OSS-MROF BALIK PROBINSYA AND UWIAN NA PROGRAM

TOTAL ASSISTED ROFs: **1,026,182**



AIR

514,120



SEA

96,092



LAND

415,970

OWWA COVID-19 RELATED ASSISTANCE TO OFWs

RETURNED TO
HOME REGIONS : **802,538**

OFW KALINGA : **829,067**

TOTAL NO. OF RETURNING FILIPINOS FROM SABAH (As of 22 May 2021)

3,289

HEALTH STATUS of ROFs



QUARANTINE
FACILITY

11



CONFIRMED
POSITIVE

32,859



ADMITTED

58



RECOVERED

32,771



DEATHS

29



Republic of the Philippines
INTER-AGENCY TASK FORCE
FOR THE MANAGEMENT OF EMERGING INFECTIOUS DISEASE
NATIONAL TASK FORCE AGAINST COVID-19



Task Group on Management of Returning Overseas Filipinos

TG-MROF Daily Operational Report as of 16 June 2022

ARRIVALS

ROFs	TOTAL ARRIVAL ON AIRPORTS: 3,508,526														GRAND TOTAL ARRIVAL OF ROFs	
	NINYO AQUINO INTERNATIONAL AIRPORT						CLARK INTERNATIONAL AIRPORT		MACTAN-CEBU INTERNATIONAL AIRPORT		LAOAG AIRPORT	DAVAO AIRPORT	SUBIC AIRPORT	BOHOL-PANGLAO AIRPORT		
	Terminal 1		Terminal 2		Terminal 3											
	(23 April 2020 - 15 June 2022)		(23 April 2020 - 15 June 2022)		(08 July 2020 - 15 June 2022)		(05 June 2020 - 15 June 2022)		(28 June 2020 - 15 June 2022)		(18 June - 15 June 2022)	(27 June - 15 June 2022)	(18 June - 15 June 2022)	(Nov. 18 - 15 June 2022)		
	Now	Cumulative	Now	Cumulative	Now	Cumulative	Now	Cumulative	Now	Cumulative	Cumulative	Cumulative	Cumulative	Cumulative		
SUBTOTAL	3,897	863,834	3,706	987,534	6,480	1,027,951	1,077	316,903	625	261,148	405	27,724	22,808	219	19,925	3,593,046
OFWs	1,805	611,826	569	486,633	2,821	608,382	443	258,419	183	175,868	381	17,050	21,511	219	5,821	2,257,876
Land-based	1,615	486,609	369	295,549	2,119	388,075	355	157,248	145	81,884	352	16,093	20,036	154	4,603	1,446,000
Sea-based	190	125,217	200	191,084	702	220,307	88	101,171	38	93,984	29	957	1,475	11	1,218	811,876
NON-OFWs	784	138,295	1,402	349,995	1,902	231,686	200	34,355	103	53,122	24	6,534	1,297	54	4,391	815,362
Foreign Nationals	1,308	113,713	1,735	150,906	1,757	187,883	434	24,129	339	32,158	0	4,140	0	0	9,713	512,929
Deceased OFs	0	6,879													0	6,879

ROFs	TOTAL ARRIVAL ON SEAPORTS: 77,641															
	MANILA		CEBU		SUBIC		BATAAN		TAWI-TAWI/ ZAMBOANGA		DAVAO		BATANGAS			
	Now	Cumulative	Now	Cumulative	Now	Cumulative	Now	Cumulative	Now	Cumulative	Now	Cumulative	Now	Cumulative		
	0	69,633	0	1,244	0	1,591	0	1,422	0	3,289	0	145	0	317		
	0	69,633	0	1,244	0	1,591	0	1,422	0	3,289	0	145	0	317		
Sea-based	0	69,633	0	1,244	0	1,591	0	1,422	0	3,289	0	145	0	317		

Sources: 1) OSS Report dated 15 June 2022, 2) BOQ Report No. 757 dated 16 June 2022, 3) BOQ Human Remains Report No. 700 dated 16 June 2022, and 4) OCD BARM Report dated 22 May 2021.

QUARANTINE

ROFs IN TREATMENT AND MONITORING FACILITIES							
No. of QFs	Confirmed Positive		Admitted		Recovered		Deaths
	Now	Cumulative	Now	Cumulative	Now	Cumulative	Now
11	0	32,859	0	58	1	32,771	0

Source: 1) BOQ Report No. 757 dated 16 June 2022. (Note: Figures from previous reports may differ due to data verification process.)

OSS-MROF BALIK PROBINSYA & UWIAN NA PROGRAM
(May 25, 2020 - June 15, 2022)

ROFs ASSISTED THRU THEIR DESTINATION	MODE OF TRANSPORTATION			GRAND TOTAL
	Air (NAIA T2)	Land (PITX)	Sea (N. Harbor)	
	Cumulative	Cumulative	Cumulative	
	514,120	415,970	96,092	1,026,182

Sources: 1) OSS Report as of 15 June 2022, 2) PITX Report (Uwian Na Program) dated 16 June 2022 and "DOTr (Haid Tulang Program) Report dated 14 May 2021. Data starting from June 2 includes LSI and APOR. (Note: Figures from previous reports may differ due to data verification process.)

OWWA COVID-19 RELATED ASSISTANCE TO OFWs
(March 2020 - November 2021)

Returned to Home Regions	802,538
OFW Kalinga	829,067

Source: 1) OWWA Monitoring Report dated November 2021.

REMAINS OF DECEASED OFs

COUNTRY OF ORIGIN			CAUSE OF DEATH	
COUNTRY	NOW	CUMULATIVE	CUMULATIVE	
TOTAL	0	6,879		6,879
Saudi Arabia	0	798	COVID-19	641
USA	0	287		
United Arab Emirates	0	149		
Qatar	0	67	NON COVID-19	6,238
Kuwait	0	51		
Others	0	5,527		

Sources: 1) BOQ Human Remains Report No. 700 dated 16 June 2022. (Note: Figures from previous reports may differ due to data verification process.)

RETURNING FILIPINOS FROM SABAH

TOTAL NO. OF RETURNING FILIPINOS FROM SABAH:		3,289
First Batch	July 5, 2020	395
Second Batch	July 29, 2020	394
Third Batch	August 13, 2020	400
Fourth Batch	August 28, 2020	379
Fifth Batch	September 24, 2020	400
Sixth Batch	November 12, 2020	151
Seventh Batch	December 13-20, 2020	Failed deportation due to force majeure
Eighth Batch	March 7, 2021	316
Ninth Batch	April 17, 2021	358
Tenth Batch	May 22, 2021	496
As of June 21, 2021, 4,683 remaining Filipinos are still in Sabah for transfer.		

Source: 1) OCD BARM Report dated 22 May 2021. (Note: Figures from previous reports may differ due to data verification process.)

Prepared by:

Reviewed by:

Approved by:

SGD
MS. ARIANNE JEWEL G. PEROLA
Technical Support

SGD
MS. SUSANA E. QUIAMBAO
Chief, Response and Operational Coordination Division

SGD
DIR. HAMID T. BAYAO
Director III, Operations Service

Republic of the Philippines
Inter-Agency Task Force
FOR THE MANAGEMENT OF EMERGENCY INFECTIOUS DISEASE
NATIONAL TASK FORCE COVID-19
Task Group on Management of Returning Overseas Filipinos

NARRATIVE REPORT
16 June 2022

ACTIONS TAKEN: Management of Returning Overseas Filipinos (MROF)

The Task Group on Management of Returning Overseas Filipinos (TG-MROF) was created by the National Incident Command-National Task Force COVID 19 to solely cater to the medical and social needs of Returning Overseas Filipinos (ROFs). The TG-MROF in coordination with various government agencies, private entities, and other task groups created to response with the prevailing crisis, regional task units, and local government agencies that are task to facilitate the safe return of the ROFs back to their home provinces.

Members: DND, DOTr, DOLE, DILG, DFA, DOT, DSWD, DOH, OCD, OWWA, BOQ, CAAP, MARINA, PCG, PNP and AFP

ARRIVALS: As of 15 June 2022, a total of 3,593,046 **Returning Overseas Filipinos (ROFs)** arrived at the NAIA Terminals 1, 2, and 3, Clark International Airport, Mactan-Cebu International Airport, Laoag International Airport, South Harbor, Subic, Bataan, Zamboanga, and Batangas Port. Of which, a total of 2,257,876 are **OFWs** (1,446,000 are **land-based** and 811,876 are **sea-based**) and 815,362 are **non-OFWs** including 512,929 **Foreign Nationals**.

A total of 6,879 **deceased ROFs** had arrived in the country from 07 July 2020 – 16 June 2022. Of which, 640 died due to COVID-19.

QUARANTINE: As of 16 June 2022, a total of 32,859 ROFs were confirmed positive with COVID-19. Of which, 58 are admitted at 11 quarantine facilities, 32,771 were able to recover and 29 died.

OSS-MROF BALIK PROBINSYA AND UWIAN NA PROGRAM: As of 15 June 2022, a total of 1,026,182 ROFs were assisted back to their home provinces. Of which, 415,970 were assisted by land, 514,120 by air, and 96,092 by sea.

OWWA COVID-19 RELATED ASSISTANCE TO OFWs: From March 2020 to 10 October, 2021, a total of 829,067 OFWs were assisted by OWWA on their "Returned to Home Regions" program and 801,037 OFWs are also assisted through "OFW Kalinga" program.

RETURNING FILIPINOS (REFs) from SABAH: As of 22 May 2021, a total of 3,289 REFs from Sabah had arrived in the country. While as of 21 June 2021, a total of 4,683 remaining Filipinos are still in Sabah for transfer.

Prepared by:

SGD
ARIANNE JEWEL G. PEROLA
Technical Support

Reviewed by:

SGD
MS. SUSANA E. QUIAMBAO
Chief, Response and Operational Coordination Division

Approved by:

SGD
DIR. HAMID T. BAYAO
Director III, Operations Service