



REPUBLIC OF THE PHILIPPINES  
**NATIONAL DISASTER RISK REDUCTION AND MANAGEMENT COUNCIL**

National Disaster Risk Reduction and Management Center, Camp Aguinaldo, Quezon City, Philippines

NATIONAL TASK FORCE  
CORONAVIRUS DISEASE-2019  
**SITUATIONAL REPORT NO. 813**

Issued on 1200H, 23 June 2022

Report Coverage: 22 June 2022

---

## GLOBAL SITUATION

The summary of total cases worldwide, countries, and territories affected:



Source: WHO Global Data as of 22 June 2022

## PHILIPPINE SITUATION

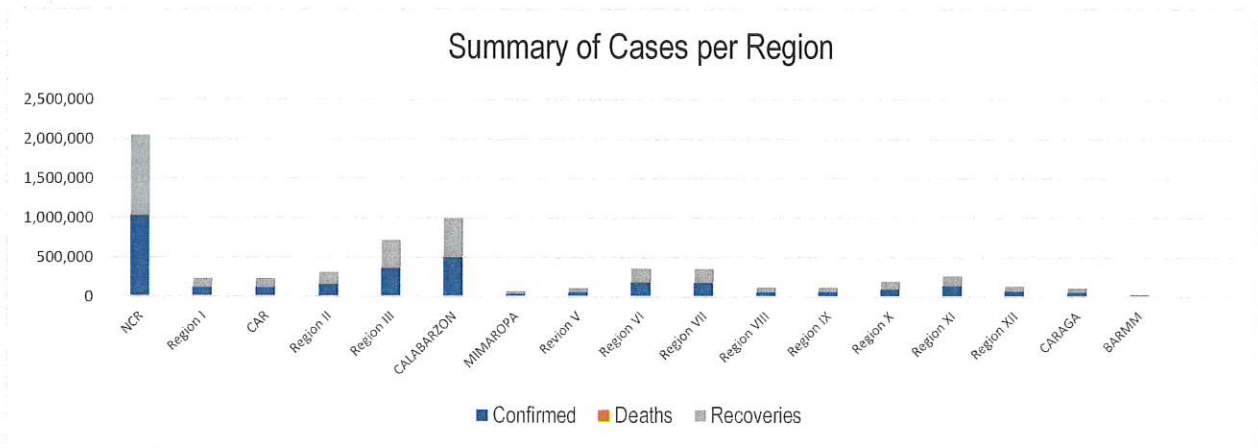
The summary of total cases, active cases, deaths and recoveries in the Philippines are as follows:

	TOTAL	NEW	remarks
Total Cases	<b>3,698,509</b>	+716	
Active Cases	<b>5,523</b>		<b>0.14 %</b> Positivity Rate
Deaths	<b>60,495</b>		<b>1.6%</b> Case Fatality Rate
Recoveries	<b>3,632,491</b>	+295	<b>98.2%</b> Case Recovery Rate

Source: COVID-19 Tracker as of 23 June 2022 (<https://doh.gov.ph/covid19tracker>)

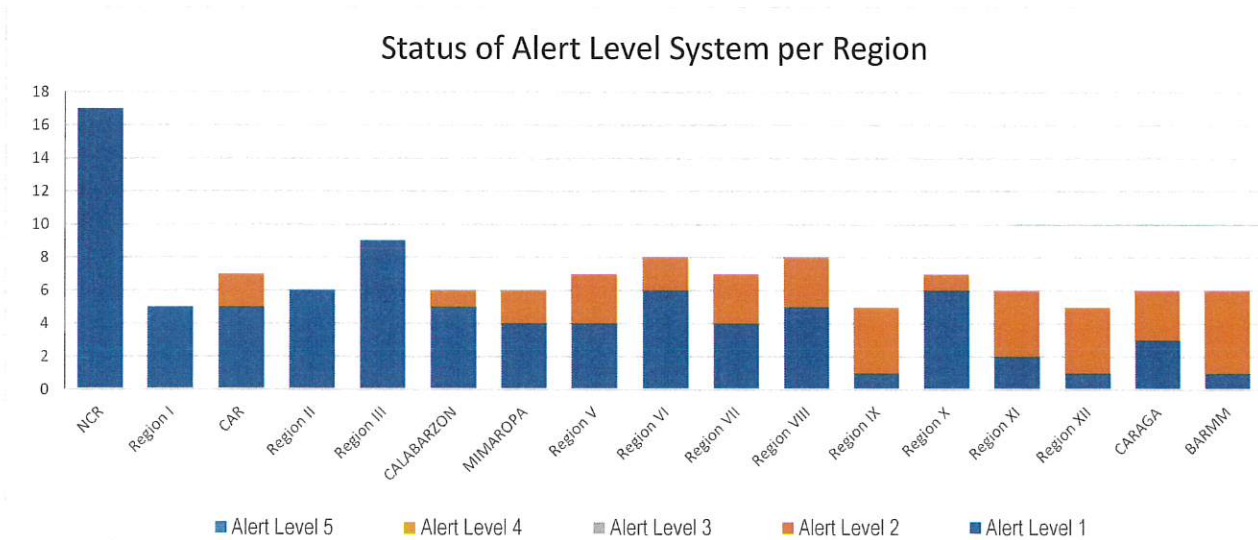
## CASES PER REGION

The summary of total cases, active cases, deaths and recoveries per Region are as follows:



## STATUS OF ALERT LEVEL SYSTEMS

The summary of Alert Level System as declared by the Interagency Task Force is as follows:



Source: IATF Resolution No. 168-G, s. 2022

**For the Chairperson, NDRRMC:**

**UNDERSECRETARY RICARDO B JALAD**  
Executive Director, NDRRMC and  
Administrator, OCD

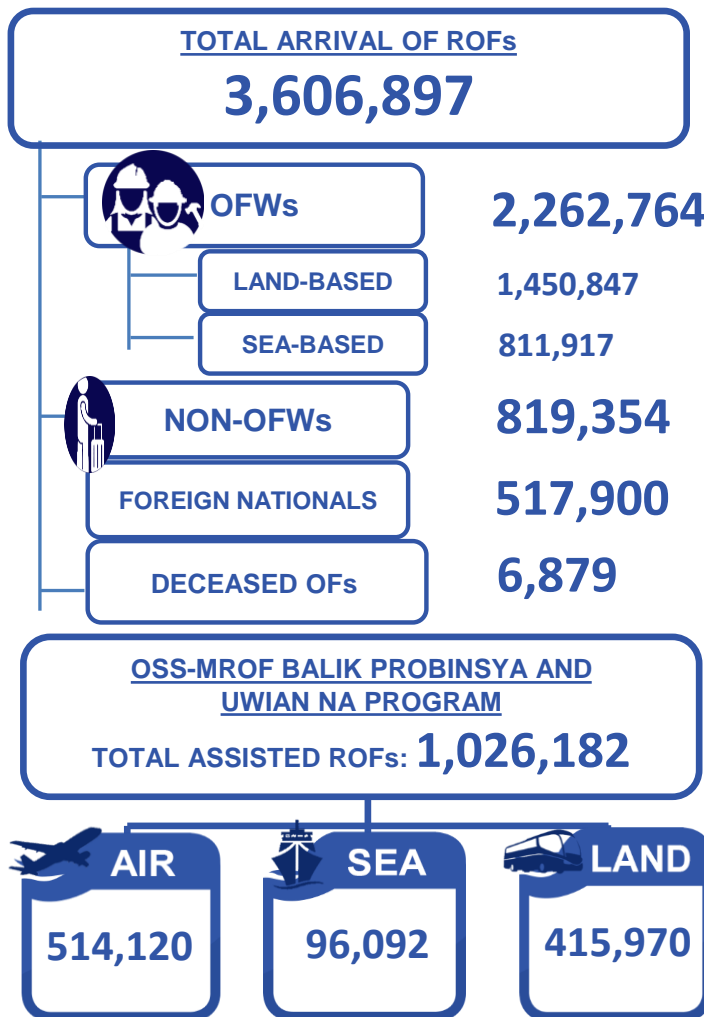
**REFERENCES:** Reports from  
World Health Organization  
Office of Civil Defense  
Department of Health

**NOTE:**  
Other reports are available upon request



## Task Group on Management of Returning Overseas Filipinos

Summary Report  
 17 June 2022




**OWWA COVID-19 RELATED ASSISTANCE TO OFWs**

RETURNED TO HOME REGIONS : 802,538  
 OFW KALINGA : 829,067

**TOTAL NO. OF RETURNING FILIPINOS FROM SABAH**  
 (As of 22 May 2021)

**3,289**

**HEALTH STATUS of ROFs**





Republic of the Philippines  
INTER-AGENCY TASK FORCE  
FOR THE MANAGEMENT OF EMERGING INFECTIOUS DISEASE  
NATIONAL TASK FORCE AGAINST COVID-19



Task Group on Management of Returning Overseas Filipinos

TG-MROF Daily Operational Report as of 17 June 2022

ARRIVALS

TOTAL ARRIVAL ON AIRPORTS: 3,523,644																
ROFs	NINYO AQUINO INTERNATIONAL AIRPORT						CLARK INTERNATIONAL AIRPORT		MACTAN-CEBU INTERNATIONAL AIRPORT		LAOAG AIRPORT	DAVAO AIRPORT	SUBIC AIRPORT	BOHOL-PANGLAO AIRPORT	GRAND TOTAL ARRIVAL OF ROFs	
	Terminal 1		Terminal 2		Terminal 3		Now	Cumulative	Now	Cumulative	Cumulative	Cumulative	Cumulative			
	(23 April 2020 - 16 June 2022)		(23 April 2020 - 16 June 2022)		(08 July 2020 - 16 June 2022)											
	Now	Cumulative	Now	Cumulative	Now	Cumulative	Now	Cumulative	Now	Cumulative	Cumulative	Cumulative	Cumulative			
<b>SUBTOTAL</b>	<b>4,779</b>	<b>868,613</b>	<b>2,735</b>	<b>990,269</b>	<b>6,082</b>	<b>1,034,033</b>	<b>865</b>	<b>317,768</b>	<b>561</b>	<b>261,709</b>	<b>405</b>	<b>27,820</b>	<b>22,808</b>	<b>219</b>	<b>19,259</b>	<b>3,606,897</b>
<b>OFWs</b>	2,190	614,016	734	487,367	2,670	611,052	391	258,810	127	175,995	381	17,093	21,511	219	6,112	2,262,764
<b>Land-based</b>	2,022	488,631	486	296,035	1,908	389,983	283	157,531	105	81,989	352	16,136	20,036	154	4,804	1,450,847
<b>Sea-based</b>	168	125,385	248	191,332	762	221,069	108	101,279	22	94,006	29	957	1,475	11	1,308	811,917
<b>NON-OFWs</b>	1,011	139,306	888	350,883	1,852	233,538	177	34,532	108	53,230	24	6,490	1,297	54	4,036	819,354
<b>Foreign Nationals</b>	1,578	115,291	1,113	152,019	1,560	189,443	297	24,426	326	32,484	0	4,237	0	0	9,111	517,900
<b>Deceased OFs</b>	0	6,879													0	6,879

TOTAL ARRIVAL ON SEAPORTS: 76,374														
ROFs	MANILA		CEBU		SUBIC		BATAAN		TAWI-TAWI/ZAMBOANGA		DAVAO		BATANGAS	
	Now	Cumulative	Now	Cumulative	Now	Cumulative	Now	Cumulative	Now	Cumulative	Now	Cumulative	Now	Cumulative
	<b>SUBTOTAL</b>	0	68,366	0	1,244	0	1,591	0	1,422	0	3,289	0	145	0
<b>OFWs</b>	0	68,366	0	1,244	0	1,591	0	1,422	0	3,289	0	145	0	317
<b>Sea-based</b>	0	68,366	0	1,244	0	1,591	0	1,422	0	3,289	0	145	0	317

Sources: 1) OSS Report dated 16 June 2022, 2) BOQ Report No. 758 dated 17 June 2022, 3) BOQ Human Remains Report No. 701 dated 17 June 2022, and 4) OCD BARRM Report dated 22 May 2021.

QUARANTINE

ROFs IN TREATMENT AND MONITORING FACILITIES								
No. of QFs	Confirmed Positive		Admitted		Recovered		Deaths	
	Now	Cumulative	Now	Cumulative	Now	Cumulative	Now	Cumulative
11	18	32,877	15	73	0	32,702	0	29

Source: 1) BOQ Report No. 758 dated 17 June 2022. (Note: Figures from previous reports may differ due to data verification process.)

OSS-MROF BALIK PROBINSYA & UWIAN NA PROGRAM  
(May 25, 2020 - June 16, 2022)

ROFs ASSISTED THRU THEIR DESTINATION	MODE OF TRANSPORTATION			GRAND TOTAL
	Air (NAIA T2)	Land (PITX)	Sea (N. Harbor)	
	Cumulative	Cumulative	Cumulative	
	514,120	415,970	96,092	1,026,182

Sources: 1) OSS Report as of 16 June 2022, 2) PITX Report (Uwian Na Program) dated 17 June 2022 and "DOTr (Hagd Tulung Program) Report dated 14 May 2021. Data starting from June 2 includes LSI and APCR. (Note: Figures from previous reports may differ due to data verification process.)

RETURNING FILIPINOS FROM SABAH

TOTAL NO. OF RETURNING FILIPINOS FROM SABAH:		3,289
First Batch	July 5, 2020	395
Second Batch	July 29, 2020	394
Third Batch	August 13, 2020	400
Fourth Batch	August 28, 2020	379
Fifth Batch	September 24, 2020	400
Sixth Batch	November 12, 2020	151
Seventh Batch	December 13-20, 2020	Failed deportation due to force majeure
Eighth Batch	March 7, 2021	316
Ninth Batch	April 17, 2021	358
Tenth Batch	May 22, 2021	496

As of June 21, 2021, **4,683** remaining Filipinos are still in Sabah for transfer.

Source: 1) OCD BARRM Report dated 22 May 2021. (Note: Figures from previous reports may differ due to data verification process.)

OWWA COVID-19 RELATED ASSISTANCE TO OFWs  
(March 2020 - November 2021)

Returned to Home Regions	802,538
OFW Kalinga	829,067

Source: 1) OWWA Monitoring Report dated November 2021.

REMAINS OF DECEASED OFs

COUNTRY	COUNTRY OF ORIGIN		CAUSE OF DEATH	
	NOW	CUMULATIVE	CUMULATIVE	
<b>TOTAL</b>	0	6,879		6,879
Saudi Arabia	0	798	COVID-19	641
USA	0	287		
United Arab Emirates	0	149	NON COVID-19	6,238
Qatar	0	67		
Kuwait	0	51		
Others	0	5,527		

Sources: 1) BOQ Human Remains Report No. 701 dated 17 June 2022. (Note: Figures from previous reports may differ due to data verification process.)

Prepared by:	Reviewed by:	Approved by:
SGD MS. ARIANNE JEWEL G. PEROLA Technical Support	SGD MS. SUSANA E. QUIAMBAO Chief, Response and Operational Coordination Division	SGD DIR. HAMID T. BAYAO Director III, Operations Service

Republic of the Philippines  
Inter-Agency Task Force  
FOR THE MANAGEMENT OF EMERGENCY INFECTIOUS DISEASE  
NATIONAL TASK FORCE COVID-19  
**Task Group on Management of Returning Overseas Filipinos**

**NARRATIVE REPORT**  
**17 June 2022**

---

ACTIONS TAKEN: Management of Returning Overseas Filipinos (MROF)

The Task Group on Management of Returning Overseas Filipinos (TG-MROF) was created by the National Incident Command-National Task Force COVID 19 to solely cater to the medical and social needs of Returning Overseas Filipinos (ROFs). The TG-MROF in coordination with various government agencies, private entities, and other task groups created to respond with the prevailing crisis, regional task units, and local government agencies that are task to facilitate the safe return of the ROFs back to their home provinces.

**Members:** DND, DOTr, DOLE, DILG, DFA, DOT, DSWD, DOH, OCD, OWWA, BOQ, CAAP, MARINA, PCG, PNP and AFP

**ARRIVALS:** As of 16 June 2022, a total of **3,606,897 Returning Overseas Filipinos (ROFs)** arrived at the NAIA Terminals 1, 2, and 3, Clark International Airport, Mactan-Cebu International Airport, Laoag International Airport, South Harbor, Subic, Bataan, Zamboanga, and Batangas Port. Of which, a total of **2,262,764** are **OFWs** (**1,450,847** are **land-based** and **811,917** are **sea-based**) and **819,354** are **non-OFWs** including **517,900 Foreign Nationals**.

A total of **6,879 deceased ROFs** had arrived in the country from 07 July 2020 – 17 June 2022. Of which, **641** died due to COVID-19.

**QUARANTINE:** As of 17 June 2022, a total of **32,877** ROFs were confirmed positive with COVID-19. Of which, **73** are admitted at **11** quarantine facilities, **32,702** were able to recover and **29** died.

**OSS-MROF BALIK PROBINSYA AND UWIAN NA PROGRAM:** As of 16 June 2022, a total of **1,026,182** ROFs were assisted back to their home provinces. Of which, **415,970** were assisted by land, **514,120** by air, and **96,092** by sea.

**OWWA COVID-19 RELATED ASSISTANCE TO OFWs:** From March 2020 to 10 October, 2021, a total of **829,067** OFWs were assisted by OWWA on their “Returned to Home Regions” program and **801,037** OFWs are also assisted through “OFW Kalinga” program.

**RETURNING FILIPINOS (REFs) from SABAH:** As of 22 May 2021, a total of **3,289** REFs from Sabah had arrived in the country. While as of 21 June 2021, a total of **4,683** remaining Filipinos are still in Sabah for transfer.

Prepared by:

**SGD**  
**ARIANNE JEWEL G. PEROLA**  
Technical Support

Reviewed by:

**SGD**  
**MS. SUSANA E. QUIAMBAO**  
Chief, Response and Operational Coordination Division

Approved by:

**SGD**  
**DIR. HAMID T. BAYAO**  
Director III, Operations Service



Republic of the Philippines  
**INTER-AGENCY TASK FORCE**  
**FOR THE MANAGEMENT OF EMERGING INFECTIOUS DISEASE**  
**NATIONAL TASK FORCE - COVID-19**  
**TASK GROUP RESOURCE MANAGEMENT AND LOGISTICS**



**Situation Report**  
**As of 21 June 2022**

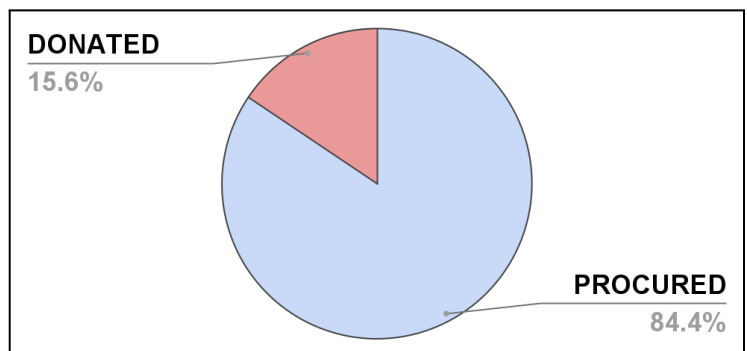
**I. DOH-OCD DISTRIBUTION OF SUPPLIES**

PARTICULARS	DISPATCHED (PROCURED)	DISPATCHED (DONATED)	DISPATCHED (TOTAL)
Protective Gown	5,509,879	181,635	5,691,514
Protective Suit (Clothing)	5,969,794	213,305	6,183,099
Masks (Surgical)	23,357,079	8,417,576	31,774,655
Head Cover	5,952,274	35,250	5,987,524
Shoe Cover	6,321,149	82,770	6,403,919
Gloves (Surgical)	14,307,812	1,175,900	15,483,712
Goggles	1,050,811	284,498	1,335,309
Masks (N95)	6,224,329	432,025	6,656,354
Masks (KN95)	2,986,742	793,648	3,780,390
Face Shield	4,797,169	468,827	5,265,996
Non-Invasive Ventilator	0	30	30
Alcohol (500ml)	12,608	46,832	59,440

Most distributed medical supply (Procured)	Surgical Mask (23,357,079) pieces
Most distributed medical supply (Donated)	Surgical Mask (8,417,576) pieces
Average Dispatch Percentage (Combined)	96.59%

**II. SUMMARY OF PROCURED AND DONATED ITEMS**

Total Items Dispatched	115,478,353 individual pieces
Total Procured Items Dispatched	97,467,814 individual pieces
Total Donated Items Dispatched	18,010,539 individual pieces



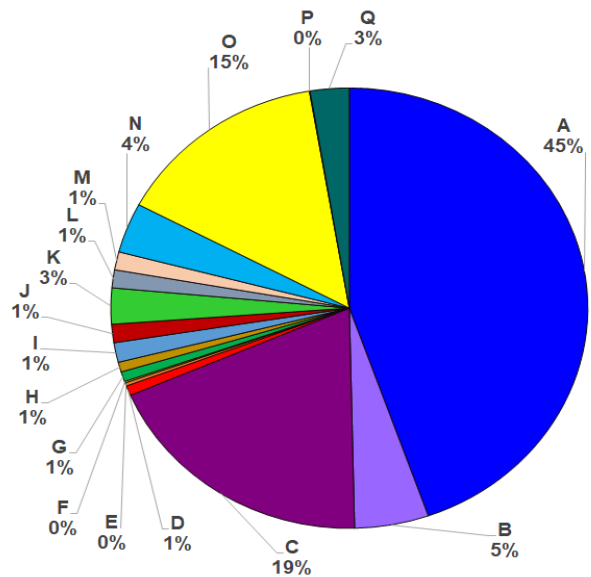
**III. STATUS OF PROCURED COVID-19 ANTIGEN KITS**

BATCH	TOTAL PROCURED	TOTAL DISPATCHED	BALANCE
BATCH 1 (ABBOTT)	500,000	500,000	0
		100.00%	0.00%
BATCH 2 (SD BIOSENSOR)	50,000	50,000	0
		100.00%	0.00%
BATCH 3 (RAPIGEN)	15,500	15,500	0
		100.00%	0.00%

**IV. DONATIONS MONITORING (as of 20 April 2021)**

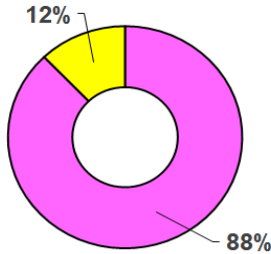
**A. Financial Donations Received by OCD**

A	AFP	P 16,901,934.27
B	ANONYMOUS	P 1,903,100.00
C	BJMP	P 7,151,337.94
D	DBM	P 273,170.00
E	DENR	P 88,500.00
F	DILG	P 45,000.00
G	DOE	P 273,165.10
H	DOJ	P 273,165.00
I	MALACAÑANG	P 546,330.20
J	MMDA	P 510,000.00
K	NICA	P 1,000,000.00
L	NSC	P 500,000.00
M	OCD	P 499,700.00
N	PHILIPPINE MARINE	P 1,390,350.00
O	PHILIPPINE NAVY	P 5,506,950.00
P	PRIVATE DONATIONS	P 15,000.00
Q	TRANSGLOBAL CONSOLIDATIONS	P 1,000,000.00



<b>DOMESTIC CASH DONATIONS RECEIVED BY OCD</b>
<b>PHP 37,877,702.51</b>

**B. Summary of Utilization for Cash Donations (as of 20 April 2021)**



Total Cash Donations Received by OCD	Php 37,877,702.51
Cash Donations Utilized	Php 33,279,155.13
Funds Available	Php 4,583,547.38

**C. Donations Summary**

	DOMESTIC DONATION	INTERNATIONAL DONATION	GRAND TOTAL
MEDICAL SUPPLIES AND EQUIPMENT	8743	561	9304
WATER AND FOOD ITEMS	1990	4	1994
NON-FOOD ITEMS	1404	32	1436
SERVICES	165	6	171
CASH	166	-	166
VARIOUS DONATIONS	137	24	161
OTHERS	37	-	37
VACCINES	12	8	20
RENTALS	3	-	3
<b>Total</b>	<b>12657</b>	<b>635</b>	<b>13292</b>

Prepared by:

JAROLD D. MATIAS

Reviewed by:

JOSE ANGELO A. MANGAOANG

Approved by:

**ASEC BERNARDO RAFAELITO R. ALEJANDRO IV, CESO IV, MNSA**  
Head, Task Group Resource Management and Logistics