



REPUBLIC OF THE PHILIPPINES
NATIONAL DISASTER RISK REDUCTION AND MANAGEMENT COUNCIL

National Disaster Risk Reduction and Management Center, Camp Aguinaldo, Quezon City, Philippines

**NATIONAL TASK FORCE
CORONAVIRUS DISEASE-2019
SITUATIONAL REPORT NO. 820**

Issued on 1200H, 30 June 2022
Report Coverage: 29 June 2022

GLOBAL SITUATION

The summary of total cases worldwide, countries, and territories affected:



Source: WHO Global Data as of 29 June 2022

PHILIPPINE SITUATION

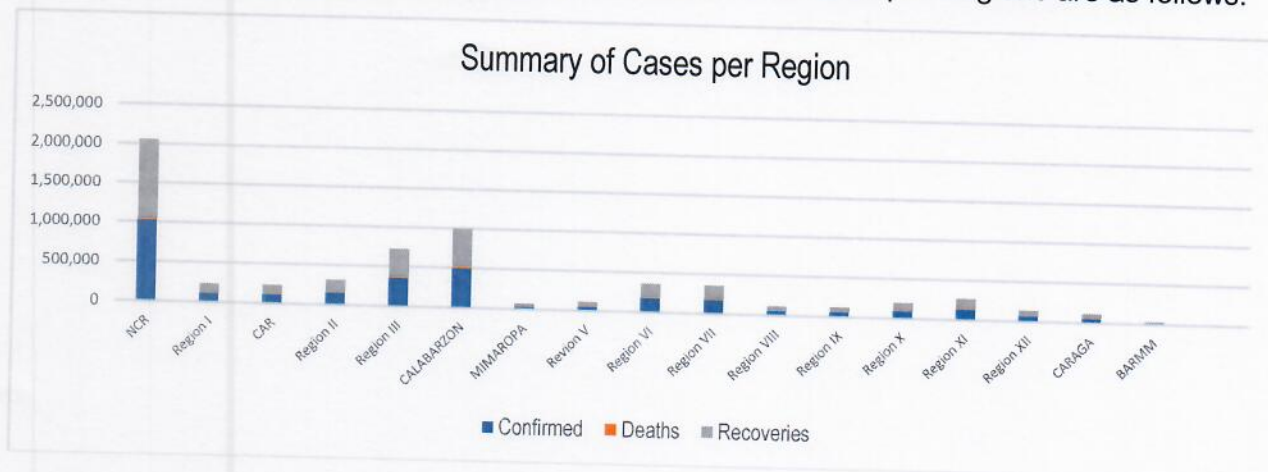
The summary of total cases, active cases, deaths and recoveries in the Philippines are as follows:

	TOTAL	NEW	remarks
Total Cases	3,704,407	+1,309	
Active Cases	7,871		0.21 % Positivity Rate
Deaths	60,555		1.6% Case Fatality Rate
Recoveries	3,635,981	+625	98.2% Case Recovery Rate

Source: COVID-19 Tracker as of 30 June 2022 (<https://doh.gov.ph/covid19tracker>)

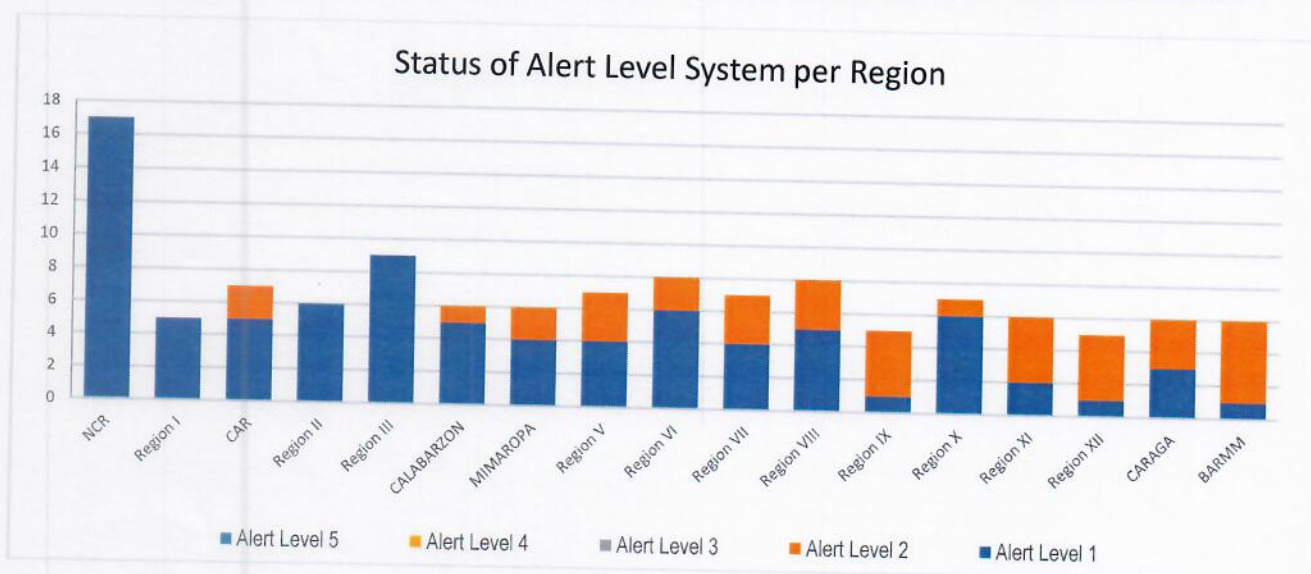
CASES PER REGION

The summary of total cases, active cases, deaths and recoveries per Regions are as follows:




STATUS OF ALERT LEVEL SYSTEMS

The summary of Alert Level System as declared by the Interagency Task Force is as follows:



Source: IATF Resolution No. 168-G, s. 2022

For the Chairperson, NDRRMC:


UNDERSECRETARY RICARDO B JALAD
 Executive Director, NDRRMC and
 Administrator, OCD

REFERENCES: Reports from
 World Health Organization
 Office of Civil Defense
 Department of Health

NOTE:
 Other reports are available upon request



Republic of the Philippines
 INTER-AGENCY TASK FORCE
 FOR THE MANAGEMENT OF EMERGING INFECTIOUS DISEASE
 NATIONAL TASK FORCE - COVID-19
TASK GROUP RESOURCE MANAGEMENT AND LOGISTICS



Situation Report
 As of 24 - 26 June 2022

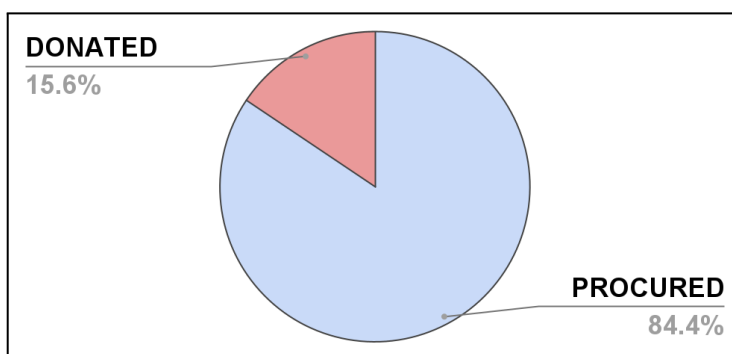
I. DOH-OCD DISTRIBUTION OF SUPPLIES

PARTICULARS	DISPATCHED (PROCURED)	DISPATCHED (DONATED)	DISPATCHED (TOTAL)
Protective Gown	5,509,879	181,635	5,691,514
Protective Suit (Clothing)	5,969,794	213,305	6,183,099
Masks (Surgical)	23,357,079	8,417,576	31,774,655
Head Cover	5,952,274	35,250	5,987,524
Shoe Cover	6,321,149	82,770	6,403,919
Gloves (Surgical)	14,307,812	1,175,900	15,483,712
Goggles	1,050,811	284,498	1,335,309
Masks (N95)	6,224,329	432,025	6,656,354
Masks (KN95)	2,986,742	793,648	3,780,390
Face Shield	4,797,169	468,827	5,265,996
Non-Invasive Ventilator	0	30	30
Alcohol (500ml)	12,608	46,832	59,440

Most distributed medical supply (Procured)	Surgical Mask (23,357,079) pieces
Most distributed medical supply (Donated)	Surgical Mask (8,417,576) pieces
Average Dispatch Percentage (Combined)	96.59%

II. SUMMARY OF PROCURED AND DONATED ITEMS

Total Items Dispatched	115,478,353 individual pieces
Total Procured Items Dispatched	97,467,814 individual pieces
Total Donated Items Dispatched	18,010,539 individual pieces



III. STATUS OF PROCURED COVID-19 ANTIGEN KITS

BATCH	TOTAL PROCURED	TOTAL DISPATCHED	BALANCE
BATCH 1 (ABBOTT)	500,000	500,000	0
		100.00%	0.00%
BATCH 2 (SD BIOSENSOR)	50,000	50,000	0
		100.00%	0.00%
BATCH 3 (RAPIGEN)	15,500	15,500	0
		100.00%	0.00%

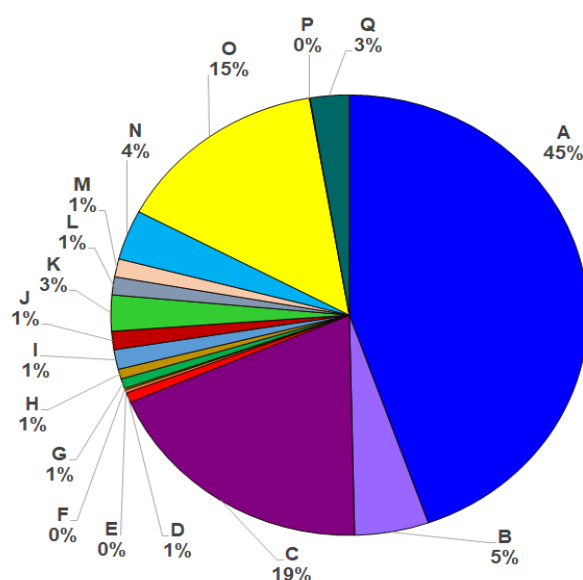
IV. DONATIONS MONITORING (as of 20 April 2021)

A. Financial Donations Received by OCD

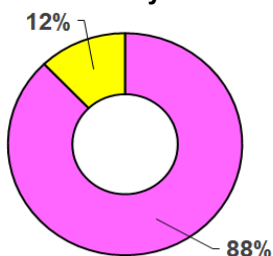
A	AFP	P 16,901,934.27
B	ANONYMOUS	P 1,903,100.00
C	BJMP	P 7,151,337.94
D	DBM	P 273,170.00
E	DENR	P 88,500.00
F	DILG	P 45,000.00
G	DOE	P 273,165.10
H	DOJ	P 273,165.00
I	MALACAÑANG	P 546,330.20
J	MMDA	P 510,000.00
K	NICA	P 1,000,000.00
L	NSC	P 500,000.00
M	OCD	P 499,700.00
N	PHILIPPINE MARINE	P 1,390,350.00
O	PHILIPPINE NAVY	P 5,506,950.00
P	PRIVATE DONATIONS	P 15,000.00
Q	TRANSGLOBAL CONSOLIDATIONS	P 1,000,000.00

DOMESTIC CASH DONATIONS RECEIVED BY OCD

PHP 37,877,702.51



B. Summary of Utilization for Cash Donations (as of 20 April 2021)



Total Cash Donations Received by OCD	Php 37,877,702.51
Cash Donations Utilized	Php 33,279,155.13
Funds Available	Php 4,583,547.38

C. Donations Summary

	DOMESTIC DONATION	INTERNATIONAL DONATION	GRAND TOTAL
MEDICAL SUPPLIES AND EQUIPMENT	8743	561	9304
WATER AND FOOD ITEMS	1990	4	1994
NON-FOOD ITEMS	1404	32	1436
SERVICES	165	6	171
CASH	166	-	166
VARIOUS DONATIONS	137	24	161
OTHERS	37	-	37
VACCINES	12	8	20
RENTALS	3	-	3
Total	12657	635	13292

Prepared by:

Jarold D. Matias

JAROLD D. MATIAS

Reviewed by:

Jose Angelo A. Mangaoang

JOSE ANGELO A. MANGAOANG

Approved by:

Asec Bernardo Rafaelito R. Alejandro IV

ASEC BERNARDO RAFAELITO R. ALEJANDRO IV, CESO IV, MNSA
Head, Task Group Resource Management and Logistics



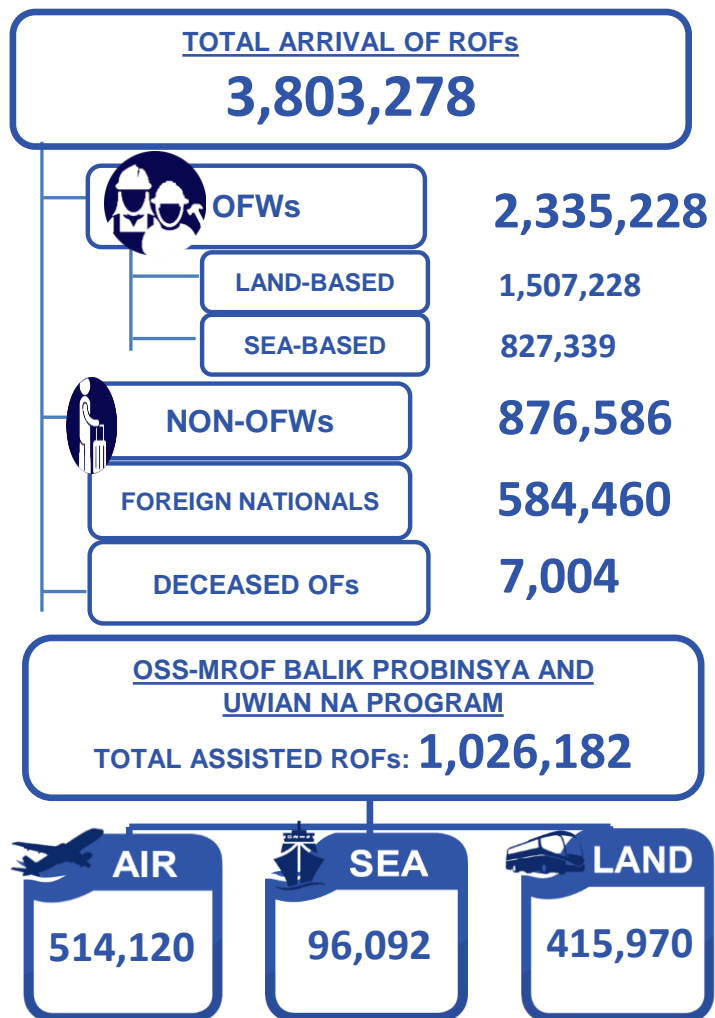
Republic of the Philippines
INTER-AGENCY TASK FORCE
FOR THE MANAGEMENT OF EMERGING INFECTIOUS DISEASE
NATIONAL TASK FORCE - COVID 19

NTF
COVID-19

Task Group on Management of Returning Overseas Filipinos

Summary Report

28 June 2022



OWWA COVID-19 RELATED ASSISTANCE TO OFWs

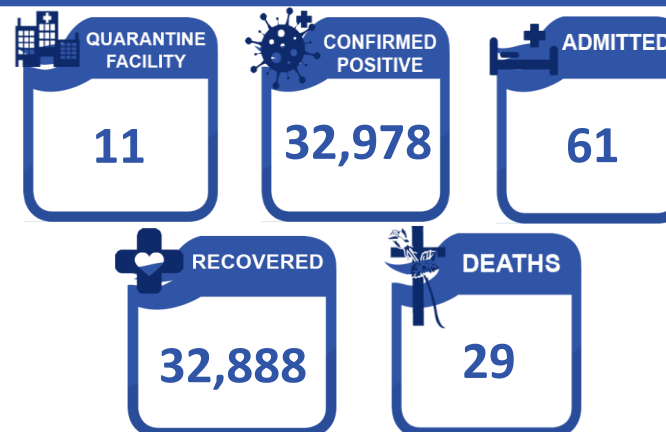
RETURNED TO HOME REGIONS : 802,538

OFW KALINGA : 829,067

TOTAL NO. OF RETURNING FILIPINOS FROM SABAH
(As of 22 May 2021)

3,289

HEALTH STATUS of ROFs





Republic of the Philippines
INTER-AGENCY TASK FORCE
FOR THE MANAGEMENT OF EMERGING INFECTIOUS DISEASE
NATIONAL TASK FORCE AGAINST COVID-19



Task Group on Management of Returning Overseas Filipinos

TG-MROF Daily Operational Report as of 29 June 2022

ARRIVALS

ROFs	TOTAL ARRIVAL ON AIRPORTS: 3,719,351														GRAND TOTAL ARRIVAL OF ROFs	
	NINYO AQUINO INTERNATIONAL AIRPORT						CLARK INTERNATIONAL AIRPORT	MACTAN-CEBU INTERNATIONAL AIRPORT	LAOAG AIRPORT	DAVAO AIRPORT	SUBIC AIRPORT	BOHOL-PANGLAO AIRPORT				
	Terminal 1		Terminal 2		Terminal 3											
	(23 April 2020 - 28 June 2022)	(23 April 2020 - 28 June 2022)	(08 July 2020 - 28 June 2022)	(05 June 2020 - 28 June 2022)	(28 June 2020 - 28 June 2022)	(18 June - 28 June 2022)							(27 June - 28 June 2022)	(18 June - 28 June 2022)		
	Now	Cumulative	Now	Cumulative	Now	Cumulative	Now	Cumulative	Now	Cumulative	Cumulative	Cumulative	Cumulative	Cumulative	Now	Cumulative
SUBTOTAL	4,939	924,241	3,099	1,033,874	6,332	1,110,143	831	329,054	386	269,249	405	29,358	22,808	219	20,407	3,803,278
OFWs	2,265	638,416	945	496,735	2,578	642,314	324	263,614	132	177,669	381	17,500	21,511	219	6,304	2,335,228
Land-based	2,096	511,131	699	302,611	1,879	412,648	235	161,084	108	83,338	352	16,535	20,036	154	5,017	1,507,889
Sea-based	169	127,285	246	194,124	699	229,666	89	102,530	24	94,331	29	965	1,475	11	1,287	827,339
NON-OFWs	1,092	152,470	1,199	367,006	2,117	256,512	219	37,032	136	55,084	24	7,107	1,297	54	4,763	876,586
Foreign Nationals	1,582	133,355	955	170,133	1,637	211,317	288	28,408	118	36,496	0	4,751	0	0	9,331	584,460
Deceased OFs	9	7,004													9	7,004

ROFs	TOTAL ARRIVAL ON SEAPORTS: 76,923															
	MANILA		CEBU		SUBIC		BATAAN		TAWI-TAWI/ ZAMBOANGA		DAVAO		BATANGAS			
	Now	Cumulative	Now	Cumulative	Now	Cumulative	Now	Cumulative	Now	Cumulative	Now	Cumulative	Now	Cumulative		
	Now	Cumulative	Now	Cumulative	Now	Cumulative	Now	Cumulative	Now	Cumulative	Now	Cumulative	Now	Cumulative		
SUBTOTAL	60	68,899	0	1,244	0	1,591	0	1,438	0	3,289	0	145	0	317		
OFWs	60	68,899	0	1,244	0	1,591	0	1,438	0	3,289	0	145	0	317		
Sea-based	60	68,899	0	1,244	0	1,591	0	1,438	0	3,289	0	145	0	317		

Sources: 1) OSS Report dated 28 June 2022, 2) BOQ Report No. 770 dated 29 June 2022, 3) BOQ Human Remains Report No. 713 dated 29 June 2022, and 4) OCD BARMM Report dated 22 May 2021.

QUARANTINE

ROFs IN TREATMENT AND MONITORING FACILITIES							
No. of QFs	Confirmed Positive		Admitted		Recovered		Deaths
	Now	Cumulative	Now	Cumulative	Now	Cumulative	Now
11	18	32,978	2	61	16	32,888	0

Source: 1) BOQ Report No. 770 dated 29 June 2022. (Note: Figures from previous reports may differ due to data verification process.)

OSS-MROF BALIK PROBINSYA & UWIAN NA PROGRAM
(May 25, 2020 - June 28, 2022)

ROFs ASSISTED THRU THEIR DESTINATION	MODE OF TRANSPORTATION			GRAND TOTAL
	Air (NAIA T2)	Land (PITX)	Sea (N. Harbor)	
	Cumulative	Cumulative	Cumulative	
	514,120	415,970	96,092	1,026,182

Sources: 1) OSS Report as of 28 June 2022, 2) PITX Report (Uwian Na Program) dated 29 June 2022 and "DOTI (Hatid Tulong Program) Report dated 14 May 2021. "Data starting from June 2 includes LSI and APOR. (Note: Figures from previous reports may differ due to data verification process.)

OWWA COVID-19 RELATED ASSISTANCE TO OFWs
(March 2020 - November 2021)

Returned to Home Regions	802,538
OFW Kalinga	829,067

Source: 1) OWWA Monitoring Report dated November 2021.

REMAINS OF DECEASED OFs

COUNTRY OF ORIGIN			CAUSE OF DEATH	
COUNTRY	NOW	CUMULATIVE	CUMULATIVE	
TOTAL	9	7,004		7,004
Saudi Arabia	0	798	COVID-19	642
USA	0	287		
United Arab Emirates	0	149	NON COVID-19	6,362
Qatar	0	67		
Kuwait	0	51		
Others	9	5,652		

Sources: 1) BOQ Human Remains Report No. 713 dated 29 June 2022. (Note: Figures from previous reports may differ due to data verification process.)

RETURNING FILIPINOS FROM SABAH

TOTAL NO. OF RETURNING FILIPINOS FROM SABAH:		3,289
First Batch	July 5, 2020	395
Second Batch	July 29, 2020	394
Third Batch	August 13, 2020	400
Fourth Batch	August 28, 2020	379
Fifth Batch	September 24, 2020	400
Sixth Batch	November 12, 2020	151
Seventh Batch	December 13-20, 2020	Failed deportation due to force majeure
Eighth Batch	March 7, 2021	316
Ninth Batch	April 17, 2021	358
Tenth Batch	May 22, 2021	496
As of June 21, 2021, 4,683 remaining Filipinos are still in Sabah for transfer.		

Source: 1) OCD BARMM Report dated 22 May 2021. (Note: Figures from previous reports may differ due to data verification process.)

Prepared by:	Reviewed by:	Approved by:
SGD MS. ARIANNE JEWEL G. PEROLA Technical Support	SGD MS. SUSANA E. QUIAMBAO Chief, Response and Operational Coordination Division	SGD DIR. HAMID T. BAYAO Director III, Operations Service

Republic of the Philippines
Inter-Agency Task Force
FOR THE MANAGEMENT OF EMERGENCY INFECTIOUS DISEASE
NATIONAL TASK FORCE COVID-19
Task Group on Management of Returning Overseas Filipinos

NARRATIVE REPORT
29 June 2022

ACTIONS TAKEN: Management of Returning Overseas Filipinos (MROF)

The Task Group on Management of Returning Overseas Filipinos (TG-MROF) was created by the National Incident Command-National Task Force COVID 19 to solely cater to the medical and social needs of Returning Overseas Filipinos (ROFs). The TG-MROF in coordination with various government agencies, private entities, and other task groups created to response with the prevailing crisis, regional task units, and local government agencies that are task to facilitate the safe return of the ROFs back to their home provinces.

Members: DND, DOTr, DOLE, DILG, DFA, DOT, DSWD, DOH, OCD, OWWA, BOQ, CAAP, MARINA, PCG, PNP and AFP

ARRIVALS: As of 28 June 2022, a total of 3,803,278 **Returning Overseas Filipinos (ROFs)** arrived at the NAIA Terminals 1, 2, and 3, Clark International Airport, Mactan-Cebu International Airport, Laoag International Airport, South Harbor, Subic, Bataan, Zamboanga, and Batangas Port. Of which, a total of 2,335,228 are **OFWs** (1,507,889 are **land-based** and 827,339 are **sea-based**) and 876,586 are **non-OFWs** including 584,460 **Foreign Nationals**.

A total of 7,004 **deceased ROFs** had arrived in the country from 07 July 2020 – 29 June 2022. Of which, 642 died due to COVID-19.

QUARANTINE: As of 29 June 2022, a total of 32,978 ROFs were confirmed positive with COVID-19. Of which, 61 are admitted at 11 quarantine facilities, 32,888 were able to recover and 29 died.

OSS-MROF BALIK PROBINSYA AND UWIAN NA PROGRAM: As of 28 June 2022, a total of 1,026,182 ROFs were assisted back to their home provinces. Of which, 415,970 were assisted by land, 514,120 by air, and 96,092 by sea.

OWWA COVID-19 RELATED ASSISTANCE TO OFWs: From March 2020 to 10 October, 2021, a total of 829,067 OFWs were assisted by OWWA on their "Returned to Home Regions" program and 801,037 OFWs are also assisted through "OFW Kalinga" program.

RETURNING FILIPINOS (REFs) from SABAH: As of 22 May 2021, a total of 3,289 REFs from Sabah had arrived in the country. While as of 21 June 2021, a total of 4,683 remaining Filipinos are still in Sabah for transfer.

Prepared by:

SGD
ARIANNE JEWEL G. PEROLA
Technical Support

Reviewed by:

SGD
MS. SUSANA E. QUIAMBAO
Chief, Response and Operational Coordination Division

Approved by:

SGD
DIR. HAMID T. BAYAO
Director III, Operations Service