



REPUBLIC OF THE PHILIPPINES
NATIONAL DISASTER RISK REDUCTION AND MANAGEMENT COUNCIL

National Disaster Risk Reduction and Management Center, Camp Aguinaldo, Quezon City, Philippines

**NATIONAL TASK FORCE
CORONAVIRUS DISEASE-2019
SITUATIONAL REPORT NO. 860**

Issued on 1200H, 09 August 2022
Report Coverage: 08 August 2022

GLOBAL SITUATION

The summary of total cases worldwide, countries, and territories affected:

581,686,197

Total Cases Worldwide

233

Countries and Territories Affected

Source: WHO Global Data as of 08 August 2022

PHILIPPINE SITUATION

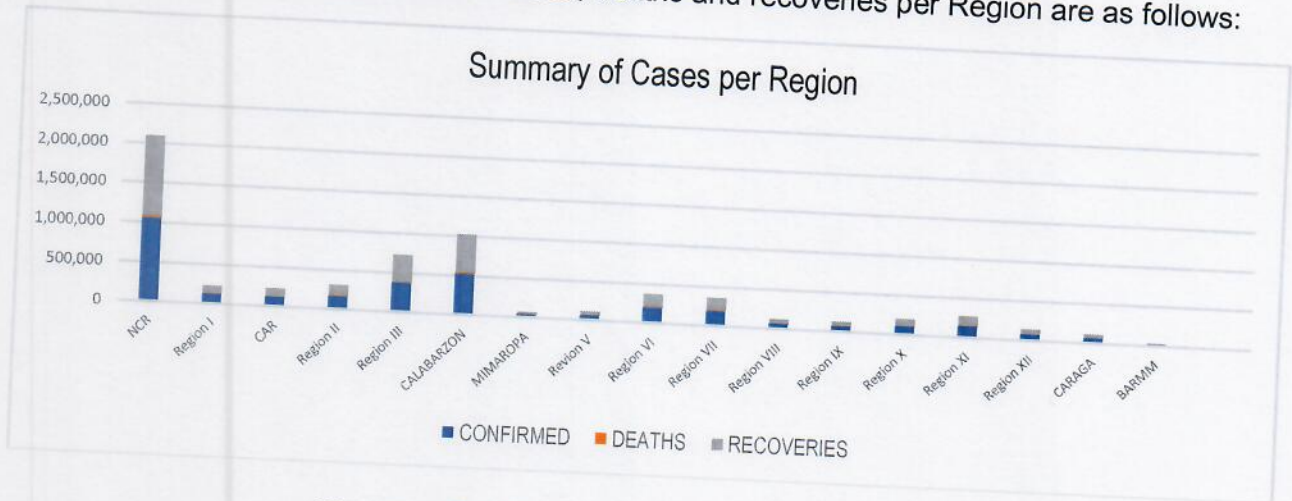
The summary of total cases, active cases, deaths and recoveries in the Philippines are as follows:

	TOTAL	NEW	remarks
Total Cases	3,810,772	+2,618	
Active Cases	36,666		
Deaths	60,864	+27	1.6% Case Fatality Rate
Recoveries	3,713,242	+3,865	97.4% Case Recovery Rate

Source: COVID-19 Tracker as of 08 August 2022 (<https://doh.gov.ph/covid19tracker>)

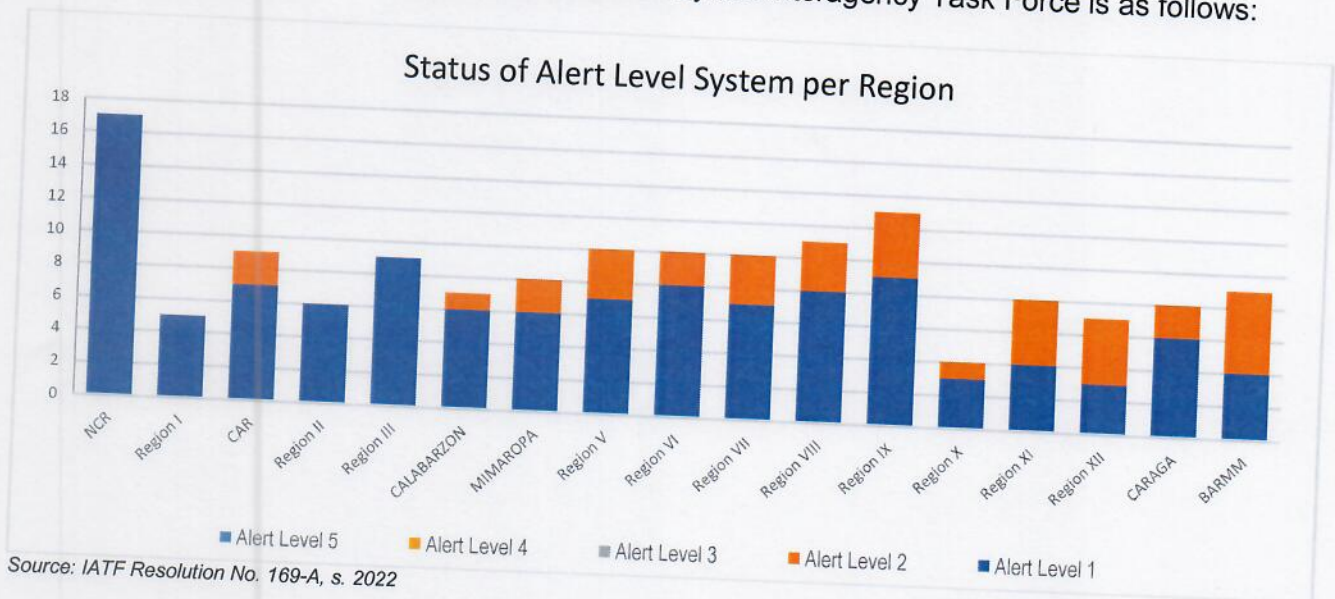
CASES PER REGION

The summary of total cases, active cases, deaths and recoveries per Region are as follows:




STATUS OF ALERT LEVEL SYSTEMS

The summary of Alert Level System as declared by the Interagency Task Force is as follows:



Source: IATF Resolution No. 169-A, s. 2022

Released by:


MARY GRACE I SOMIDO
 Duty Team Leader

REFERENCES: Reports from
 World Health Organization
 Office of Civil Defense
 Department of Health

NOTE:
 Other reports are available upon request



Republic of the Philippines
 INTER-AGENCY TASK FORCE
 FOR THE MANAGEMENT OF EMERGING INFECTIOUS DISEASE
 NATIONAL TASK FORCE - COVID-19
TASK GROUP RESOURCE MANAGEMENT AND LOGISTICS



Situation Report
 As of 07 August 2022

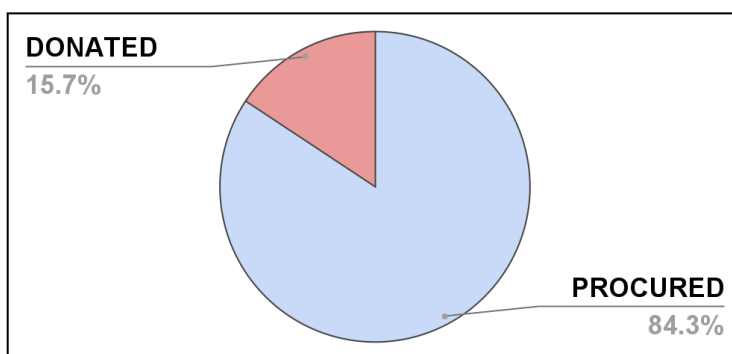
I. DOH-OCD DISTRIBUTION OF SUPPLIES

PARTICULARS	DISPATCHED (PROCURED)	DISPATCHED (DONATED)	DISPATCHED (TOTAL)
Protective Gown	5,509,879	181,635	5,691,514
Protective Suit (Clothing)	5,969,794	213,305	6,183,099
Masks (Surgical)	23,357,079	8,417,576	31,774,655
Head Cover	5,952,274	35,250	5,987,524
Shoe Cover	6,321,149	82,770	6,403,919
Gloves (Surgical)	14,307,812	1,175,900	15,483,712
Goggles	1,050,811	284,498	1,335,309
Masks (N95)	6,224,329	432,025	6,656,354
Masks (KN95)	2,986,742	793,648	3,780,390
Face Shield	4,797,169	468,827	5,265,996
Non-Invasive Ventilator	0	30	30
Alcohol (500ml)	12,608	46,832	59,440

Most distributed medical supply (Procured)	Surgical Mask (23,357,079) pieces
Most distributed medical supply (Donated)	Surgical Mask (8,417,576) pieces
Average Dispatch Percentage (Combined)	96.59%

II. SUMMARY OF PROCURED AND DONATED ITEMS

Total Items Dispatched	115,632,504 individual pieces
Total Procured Items Dispatched	97,467,814 individual pieces
Total Donated Items Dispatched	18,164,690 individual pieces



III. STATUS OF PROCURED COVID-19 ANTIGEN KITS

BATCH	TOTAL PROCURED	TOTAL DISPATCHED	BALANCE
BATCH 1 (ABBOTT)	500,000	500,000	0
		100.00%	0.00%
BATCH 2 (SD BIOSENSOR)	50,000	50,000	0
		100.00%	0.00%
BATCH 3 (RAPIGEN)	15,500	15,500	0
		100.00%	0.00%

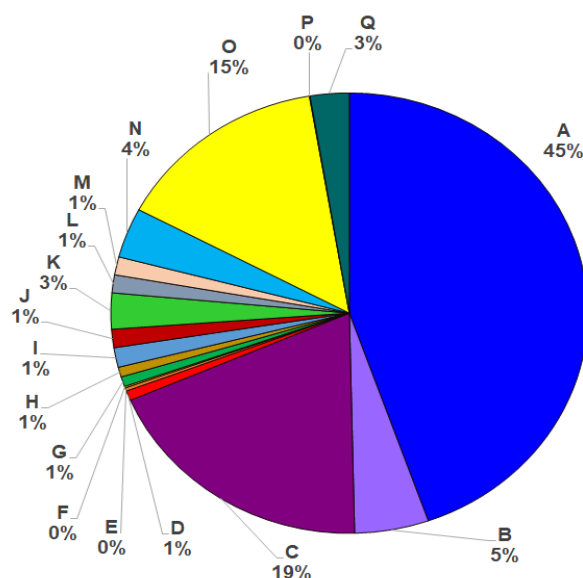
IV. DONATIONS MONITORING (as of 20 April 2021)

A. Financial Donations Received by OCD

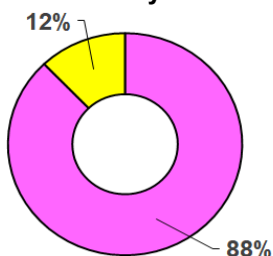
A	AFP	P 16,901,934.27
B	ANONYMOUS	P 1,903,100.00
C	BJMP	P 7,151,337.94
D	DBM	P 273,170.00
E	DENR	P 88,500.00
F	DILG	P 45,000.00
G	DOE	P 273,165.10
H	DOJ	P 273,165.00
I	MALACAÑANG	P 546,330.20
J	MMDA	P 510,000.00
K	NICA	P 1,000,000.00
L	NSC	P 500,000.00
M	OCD	P 499,700.00
N	PHILIPPINE MARINE	P 1,390,350.00
O	PHILIPPINE NAVY	P 5,506,950.00
Q	PRIVATE DONATIONS	P 15,000.00
	TRANSGLOBAL CONSOLIDATIONS	P 1,000,000.00

DOMESTIC CASH DONATIONS RECEIVED BY OCD

PHP 37,877,702.51



B. Summary of Utilization for Cash Donations (as of 20 April 2021)



Total Cash Donations Received by OCD	Php 37,877,702.51
Cash Donations Utilized	Php 33,279,155.13
Funds Available	Php 4,583,547.38

C. Donations Summary

	DOMESTIC DONATION	INTERNATIONAL DONATION	GRAND TOTAL
MEDICAL SUPPLIES AND EQUIPMENT	8743	561	9304
WATER AND FOOD ITEMS	1990	4	1994
NON-FOOD ITEMS	1404	32	1436
SERVICES	165	6	171
CASH	166	-	166
VARIOUS DONATIONS	137	24	161
OTHERS	37	-	37
VACCINES	12	8	20
RENTALS	3	-	3
Total	12657	635	13292

Prepared by:


JAROLD D. MATIAS

Reviewed by:


JOSE ANGELO A. MANGAOANG

Approved by:


ASEC BERNARDO RAFAELITO RALE JANDRO IV, CESO IV, MNSA
Head, Task Group Resource Management and Logistics



Republic of the Philippines
INTER-AGENCY TASK FORCE
FOR THE MANAGEMENT OF EMERGING INFECTIOUS DISEASE
NATIONAL TASK FORCE - COVID 19

NTF
COVID-19

Task Group on Management of Returning Overseas Filipinos

Summary Report

08 August 2022

TOTAL ARRIVAL OF ROFs

3,836,429



OFWs

2,347,592

LAND-BASED

1,517,437

SEA-BASED

830,155



NON-OFWs

886,547

FOREIGN NATIONALS

594,913

DECEASED OFs

7,377

OSS-MROF BALIK PROBINSYA AND UWIAN NA PROGRAM

TOTAL ASSISTED ROFs: **1,025,878**



AIR

514,120



SEA

96,092



LAND

415,666

OWWA COVID-19 RELATED ASSISTANCE TO OFWs

RETURNED TO
HOME REGIONS : **802,538**

OFW KALINGA : **829,067**

TOTAL NO. OF RETURNING FILIPINOS FROM SABAH (As of 22 May 2021)

3,289

HEALTH STATUS of ROFs



QUARANTINE
FACILITY

11



CONFIRMED
POSITIVE

33,351



ADMITTED

99



RECOVERED

33,223



DEATHS

29



Republic of the Philippines
INTER-AGENCY TASK FORCE
FOR THE MANAGEMENT OF EMERGING INFECTIOUS DISEASE
NATIONAL TASK FORCE AGAINST COVID-19



Task Group on Management of Returning Overseas Filipinos

TG-MROF Daily Operational Report as of 08 August 2022

ARRIVALS

ROFs	TOTAL ARRIVAL ON AIRPORTS: 3,751,423															GRAND TOTAL ARRIVAL OF ROFs	
	NINOY AQUINO INTERNATIONAL AIRPORT						CLARK INTERNATIONAL AIRPORT		MACTAN-CEBU INTERNATIONAL AIRPORT		LAOAG AIRPORT	DAVAO AIRPORT	SUBIC AIRPORT	BOHOL-PANGLAO AIRPORT			
	Terminal 1		Terminal 2		Terminal 3												
	(23 April 2020 - 30 June 2022)		(23 April 2020 - 30 June 2022)		(08 July 2020 - 30 June 2022)		(05 June 2020 - 30 June 2022)		(28 June 2020 - 30 June 2022)		(18 June - 30 June 2022)	(27 June - 30 June 2022)	(18 June - 30 June 2022)	(Nov. 18 - 30 June 2022)			
	Now	Cumulative	Now	Cumulative	Now	Cumulative	Now	Cumulative	Now	Cumulative	Cumulative	Cumulative	Cumulative	Cumulative	Now		
SUBTOTAL	5,311	933,547	3,159	1,040,410	5,985	1,122,226	1,045	331,174	989	270,988	405	29,646	22,808	219	21,390	3,836,429	
OFWs	2,427	642,687	829	498,114	2,456	647,211	386	264,371	119	177,937	381	17,586	21,511	165	6,251	2,347,592	
Land-based	2,265	515,064	545	303,495	1,969	416,504	267	161,649	101	83,563	352	16,620	20,036	154	5,147	1,517,437	
Sea-based	162	127,623	284	194,619	487	230,707	119	102,722	18	94,374	29	966	1,475	11	1,104	830,155	
NON-OFWs	1,116	154,848	1,319	369,801	1,940	260,352	217	37,528	167	55,431	24	7,212	1,297	54	4,759	886,547	
Foreign Nationals	1,768	136,012	1,011	172,495	1,589	214,663	442	29,275	703	37,620	0	4,848	0	0	10,361	594,913	
Deceased OFs	19	7,377													19	7,377	

ROFs	TOTAL ARRIVAL ON SEAPORTS: 77,629															
	MANILA		CEBU		SUBIC		BATAAN		TAWI-TAWI/ ZAMBOANGA		DAVAO		BATANGAS			
	Now	Cumulative	Now	Cumulative	Now	Cumulative	Now	Cumulative	Now	Cumulative	Now	Cumulative	Now	Cumulative		
SUBTOTAL	25	69,442	0	1,345	0	1,637	0	1,454	0	3,289	9	145	0	317		
OFWs	25	69,442	0	1,345	0	1,637	0	0	0	3,289	9	145	0	317		
Sea-based	25	69,442	0	1,345	0	1,637	0	1,454	0	3,289	9	145	0	317		

Sources: 1) OSS Report dated 30 June 2022, 2) BOQ Report No. 810 dated 08 August 2022, 3) BOQ Human Remains Report No. 751 dated 08 August 2022, and 4) OCD BARMM Report dated 22 May 2021.

QUARANTINE

ROFs IN TREATMENT AND MONITORING FACILITIES								
No. of QFs	Confirmed Positive		Admitted		Recovered		Deaths	
11	Now	Cumulative	Now	Cumulative	Now	Cumulative	Now	Cumulative
	0	33,351	0	99	9	33,223	0	29

Source: 1) BOQ Report No. 810 dated 08 August 2022. (Note: Figures from previous reports may differ due to data verification process.)

OWWA COVID-19 RELATED ASSISTANCE TO OFWs
(March 2020 - November 2021)

Returned to Home Regions	802,538
OFW Kalinga	829,067

Source: 1) OWWA Monitoring Report dated November 2021.

REMAINS OF DECEASED OFs

COUNTRY OF ORIGIN			CAUSE OF DEATH	
COUNTRY	NOW	CUMULATIVE	CUMULATIVE	
TOTAL	19	7,377		7,377
Saudi Arabia	0	798	COVID-19	646
USA	0	287		
United Arab Emirates	0	149	NON COVID-19	6,731
Qatar	0	67		
Kuwait	0	51		
Others	19	6,025		

Source: 1) BOQ Human Remains Report No. 751 dated 08 August 2022.
(Note: Figures from previous reports may differ due to data verification process.)

RETURNING FILIPINOS FROM SABAH

TOTAL NO. OF RETURNING FILIPINOS FROM SABAH:		3,289
First Batch	July 5, 2020	395
Second Batch	July 29, 2020	394
Third Batch	August 13, 2020	400
Fourth Batch	August 28, 2020	379
Fifth Batch	September 24, 2020	400
Sixth Batch	November 12, 2020	151
Seventh Batch	December 13-20, 2020	Failed deportation due to force majeure
Eighth Batch	March 7, 2021	316
Ninth Batch	April 17, 2021	358
Tenth Batch	May 22, 2021	496
As of June 21, 2021, 4,683 remaining Filipinos are still in Sabah for transfer.		

Source: 1) OCD BARMM Report dated 22 May 2021. (Note: Figures from previous reports may differ due to data verification process.)

Prepared by:	Reviewed by:	Approved by:
 SHARMAIN B. TUYAY Technical Support	 MS. SUSANA E. QUIAMBAO Chief, Response and Operational Coordination Division	 DIRAHMID T. BAYAO Director III, Operations Service

Republic of the Philippines
Inter-Agency Task Force
FOR THE MANAGEMENT OF EMERGENCY INFECTIOUS DISEASE
NATIONAL TASK FORCE COVID-19
Task Group on Management of Returning Overseas Filipinos

NARRATIVE REPORT
08 August 2022

ACTIONS TAKEN: Management of Returning Overseas Filipinos (MROF)

The Task Group on Management of Returning Overseas Filipinos (TG-MROF) was created by the National Incident Command-National Task Force COVID 19 to solely cater to the medical and social needs of Returning Overseas Filipinos (ROFs). The TG-MROF in coordination with various government agencies, private entities, and other task groups created to response with the prevailing crisis, regional task units, and local government agencies that are task to facilitate the safe return of the ROFs back to their home provinces.

Members: DND, DOTr, DOLE, DILG, DFA, DOT, DSWD, DOH, OCD, OWWA, BOQ, CAAP, MARINA, PCG, PNP and AFP

ARRIVALS: As of 30 June 2022, a total of 3,836,429 Returning Overseas Filipinos (ROFs) arrived at the NAIA Terminals 1, 2, and 3, Clark International Airport, Mactan-Cebu International Airport, Laoag International Airport, South Harbor, Subic, Bataan, Zamboanga, and Batangas Port. Of which, a total of 2,347,592 are OFWs (1,517,437 are land-based and 830,155 are sea-based) and 886,547 are non-OFWs including 594,913 Foreign Nationals.

A total of 7,377 deceased ROFs had arrived in the country from 07 July 2020 – 08 August 2022. Of which, 645 died due to COVID-19.

QUARANTINE: As of 08 August 2022, a total of 33,351 ROFs were confirmed positive with COVID-19. Of which, 99 are admitted at 11 quarantine facilities, 33,223 were able to recover and 29 died.

OSS-MROF BALIK PROBINSYA AND UWIAN NA PROGRAM: As of 30 May 2022, a total of 1,025,878 ROFs were assisted back to their home provinces. Of which, 415,666 were assisted by land, 514,120 by air, and 96,092 by sea.


OWWA COVID-19 RELATED ASSISTANCE TO OFWs: From March 2020 to 10 October, 2021, a total of 829,067 OFWs were assisted by OWWA on their "Returned to Home Regions" program and 801,037 OFWs are also assisted through "OFW Kalinga" program.

RETURNING FILIPINOS (REFs) from SABAH: As of 22 May 2021, a total of 3,289 REFs from Sabah had arrived in the country. While as of 21 June 2021, a total of 4,683 remaining Filipinos are still in Sabah for transfer.


Prepared by:


SHARMAIN B. TUYAY
Technical Support

Reviewed by:


MS. SUSANA E. QUIAMBAO
Chief, Response and Operational Coordination Division

Approved by:


DIR. HAMID T. BAYAO
Director III, Operations Division